

Elsevier Editorial System(tm) for Food Control
Manuscript Draft

Manuscript Number: FOODCONT-D-15-01015R1

Title: DNA barcoding reveals chaotic labeling and misrepresentation of Cod (鳕, Xue) products sold on the Chinese market

Article Type: Research Paper

Keywords: DNA barcoding, Seafood mislabeling, Xue, Cod, Gadiformes, Pufferfish

Corresponding Author: Dr. Andrea Armani,

Corresponding Author's Institution:

First Author: Xiong Xiong

Order of Authors: Xiong Xiong; Lisa Guardone; Alice Giusti; Lorenzo Castigliego ; Daniela Gianfaldoni; Alessandra Guidi; Andrea Armani

Abstract: The increasing rate of seafood frauds, especially in the case of highly priced species, highlights the need of verifying the identity of fish products. This paper describes the application of DNA barcoding to the identification of 52 products commercialized with the Chinese term 鳕 (Xue, Cod) in supermarkets (Nanjing and Shanghai) and in the online market. Considering the lack of harmonization around the definition of Cod, the mislabeling rate was assessed according to three increasingly stringent definitions: Cod meaning Gadiformes species; Cod meaning *Gadus* spp.; Due to the fact that the term "Cod" does not mean any specific species, since a qualifier ("Atlantic", "Pacific" or "Greenland") should be added to refer to *Gadus morhua*, *G. macrocephalus* or *G. ogac*, respectively. Results highlighted a very high mislabeling rate, which exceeded 60% even with the less stringent definition. Interestingly, only 42.3% of samples were Gadiformes, while the other were Perciformes, Pleuronectiformes or toxic Tetraodontiformes species. Economic, ecological and health issues arising from the misuse of the term Cod are discussed in the light of the leading role of China in the seafood worldwide industry and of the increased national consumption of marine species.

Dear Editor,

we would like to submit the following manuscript for possible publication:

DNA barcoding reveals chaotic labeling and misrepresentation of Cod (鳕, Xue) products sold on the Chinese market

In the era of food trade globalization, seafood products generally arrive to destination after changing hands several times. Thus, also considering that the residual morphological characteristics of processed seafood are inadequate for the identification, the substitution of high-quality species with less expensive ones become quite easy. In this context, the accurate labeling of seafood species plays an important role in protecting consumers and benefits the stocks conservation by combating the Illegal, Unreported and Unregulated (IUU) fishing.

Seafood traceability has reached high standards level in Western countries, and in particular in the European Union. On the contrary, in China, where the incomes' growth has determined dramatic changes in the food consumption patterns towards premium marine species, such as Cod, most of the specific standards in force are non-mandatory and an official standardized system for seafood naming is still absent.

Considering that Cod products are among the most investigated and mislabeled species on international markets and the chaos affecting the Chinese nomenclature system for seafood, in the present work DNA barcoding was applied for the identification of 52 products commercialized with the denomination 鳕 (Xue) (alone or in combination with other terms) in supermarkets in Nanjing and Shanghai, and on Chinese online retailers. To the best of our knowledge, this is the first work that takes into consideration seafood products from e-commerce. In particular, considering the lack of harmonization around the definition of Cod at the international level, the mislabeling rate was assessed considering three increasingly strict definitions: Cod indicating Gadiformes species; Cod meaning *Gadus* spp.; Cod not referable to any species, since the qualifiers "Atlantic", "Pacific" or "Greenland" should be added for *Gadus morhua*, *G. macrocephalus* or *G. ogac*, respectively.

Results highlighted an impressive mislabeling, which exceeded 60%, even with the less stringent definition. Interestingly, only 42.3% of the samples were identified as belonging to Gadiformes (Gadidae and Macrouridae), while the others were Perciformes (Nototheniidae), Pleuronectiformes (Pleuronectidae) or toxic Tetraodontiformes (Tetraodontidae). Interestingly, Cod products were substituted not only with less valuable species, but also with potentially toxic species banned from the market and even with high valued species suffering of overexploitation. The results suggest the

possible use of seafood renaming as a way to recycle IUU product on legal market. Therefore, in the light of the role of China in the seafood worldwide industry and of the increased national consumption of marine species, economic, ecological and health issues arise from the misuse of the term Cod.

We declare that the manuscript is an original contribution that has not been published elsewhere in the same form and that is not currently under consideration elsewhere.

Best regards

Andrea Armani

Dear Editor,

We are sending you back the revised version of the manuscript entitled “DNA barcoding reveals chaotic labeling and misrepresentation of Cod (鳕, Xue) products sold on the Chinese market”.

Thank you for considering the manuscript for publication after major revision. The manuscript has been implemented according to the revision proposals of the reviewers.

Reviewer #1: Manuscript Number: FOODCONT-D-01015

Title: DNA barcoding reveals chaotic labeling and misrepresentation of Cod (Xue) products sold on the Chinese market

Xiong et al investigated cod mislabeling from the Chinese market and also from e-commerce, revealing a fraud rate of 62.7% to 86%.,depending on the definition of "Cod".

The paper is well written and presents important results regarding mislabeling in a region not yet analyzed.

Regarding methods, I find difficult to understand the definitions used to classify mislabeling, in particular the definition number 3 (Page 9, line189) "3) Cod not referred to any species, since a qualifier (Atlantic, Pacific or Greenland) should be added to in order to identify *G. morhua*, *G. macrocephalus* or *G. ogac*, respectively." Could you clarify this criterion?

We tried to clarify the definitions used to classify mislabeling, both in the abstract (line 31-33) and in Materials and methods (line 243-251). With this definition we want to point out that, as a matter of fact, the term cod alone does not allow to identify any specific species, unless an adjective (Atlantic for *Gadus morhua*, Pacific for *Gadus macrocephalus*, Greenland for *Gadus ogac*) is added.

Results and Discussion

Lines 202-218: reads as background information, maybe it should be transferred to the introduction section.

This part has been moved to the introduction section and integrated with the information already reported (line 71-86).

Line219-228: This section is of less concern. Suggest removing it from the manuscript.

This part has been maintained according to the suggestion of the other reviewer who particular appreciated the DNA quality and quantity evaluation (line 259-269).

Splitting results into Full barcode and mini barcodes made the results section hard to read. Briefly mention that X samples were not amplified using traditional barcode primers and X were recovered using your mini-barcode approach.

We are not sure if we have correctly interpreted you request. We have slightly modified the section to clarify the results (line 270-274).

Line267: Which 3 MDB are you mentioning? Use sample numbers or something else to identify your samples. See comments above

The same codes used in Table 3 have been added (line 312).

Lines 271-298: Reads as background information and it's too long.

Lines 334-344- Reads as background information.

These parts have been moved to the introduction section, shortened and integrated with the information already reported (line 87-139).

Lines 311-313: This paragraph seems to me as a resume of your results and it is lost in between a long discussion text.

The paragraph has been shortened (line 329-330) and the paragraph has been reorganized according to the Reviewer 2. In particular, considering also your suggestion (referred to moving section 271-298 to the introduction), the discussion has been improved.

Lines 381-393: The section Geographical origin is not important to the manuscript context.

Line 433-442: Another Geographical origin section? What's the difference between both sections, with exactly the same name?

The first section, under the paragraph “3.2 Evaluation of the label: denomination and origin” reports the information available on the labels and on the webpages about the geographical origin of the fish species. The other section (3.3.2) with the same name, under the paragraph “3.3 Comparison between label information and molecular results” refers to the comparison of the geographical area of distribution of the fish species molecularly identified with that reported on the label and on the webpage of product. The beginning of the second section (3.3.2) has been modified in order to clarify the aim of the section (lines 419-428).

Thus, we prefer not to remove the first section.

Results and Discussion is too long and hard to follow. Suggest resuming it and describing the main finds and discussing it accordingly.

The section Results and Discussion has been shortened as requested by removing all the background information. Moreover, it has been revised to make it more comfortable for the reading.

Reviewer #2: Summary and General Comments:

This manuscript describes a market survey carried out using DNA barcoding to identify market samples sold as Cod on the Chinese market. Samples included fresh, frozen, and roasted items purchased both in-store and online. DNA barcoding was carried out using a standardized segment of the COI gene as well as a shorter segment referred to as a mini barcode. In general this is a good paper and it seems like the authors did a good job with their work—though the manuscript itself can be improved. I have specific suggestions below.

Abstract:

Line 33: The word impressive usually means something positive or good, but mislabeling is negative and bad. Instead of impressive level of mislabeling, I recommend high level of mislabeling. This occurs at other places in the manuscript, too.

Impressive has been replaced with very high throughout the manuscript.

Introduction:

In general, the Introduction is well-written and makes important points. I just have minor changes listed below.

Line 48 and elsewhere in the manuscript: The word countries does not need a capital letter C.
The capital C has been removed.

Line 65: It is better to say caused instead of determined
Done.

Lines 83-100 can all be the same paragraph instead of having lines 83-85 as a separate paragraph.
This section has been modified according to the reviewer 1.

Line 101: Documentable instead of documental.
We think that documental is the correct word since it refers to the “papers/documents” accompanying the goods. However, to make it clearer we add the word “System” (line 140).

Lines 101-107: Since you are using the standardized 655 bp segment of the COI gene originally established by Hebert et al., it is best to cite some of their work—these original papers established that this particular segment of the COI gene can be used to discriminate species. For example: Hebert, P.D.N.; Cywinska, A.; Ball, S.L.; and de Waard, J.R. Biological identifications through DNA barcodes. Proc. R. Soc. Lond. B. 2003a, 270, 313-321. And also: Hebert, P.D.N.; Ratnasingham, S.; and de Waard, J.R. Barcoding animal life: cytochrome c oxidase subunit I divergences among closely related species. Proc. R.Soc. Lond. B. 2003b, 270, S96-S99.
The references cited at line 144-145 refer to the application of the DNA barcoding to the seafood compartment. However, the work that you suggested has been added as reference (line 143).

Lines 115 - 116: This study enabled understanding of which species.....would be better than allowed to understand
The sentence has been modified according to the suggestion (line 155-156).

Materials and Methods:

Line 129: I see that you cited a reference, but please briefly describe the DNA extraction procedure. Briefly is okay since you cited a reference.
A brief description of the method has been added (line 168-179).

Lines 129-137: The authors did a good job adding the extra steps of checking their DNA quality with Nanodrop and gels.
Thanks for the comment. This is a standard procedure in our lab.

Lines 140-145: What was the concentration of magnesium ions in the PCR? I guess magnesium was in the 10x buffer? Magnesium is important for PCR performance so it is best to report it.
Yes, the Magnesium was in the 10x buffer. The final concentration (1.5mM) has been reported in the test (line 192-193).

Line 153: How were amplicons purified? Were they purified from the gel or cleaned up by some other method? Also please briefly describe how sequencing was carried out: what kind of sequencer was used?
All this information has been added in the text (line 205-208).

Lines 155-159: Please provide sequences for both the forward and reverse primers for the mini DNA barcode. I looked at the Armani 2015(b) paper, and I do not see the primer sequences there

either. Also please say where the mini-barcode is: is it part of the COI gene? Is it part of the full DNA barcode region?

The forward primer used for the amplification of the mini DNA barcoding is the same used for the amplification of the Full DNA barcoding (Handy et al., 2011). The sequence of the reverse primer has now been reported in the text and the sentence has been modified to clarify the procedure (line 211-213). The mini barcode belongs to the *COI* gene as stated in the title of the paragraph: “2.4 Amplification and sequencing of the mini-COI barcode (MDB)” and corresponds to the first 192bp at the 5’ of the gene. The primer sequence of the REVshort1 is available in the Table 4SM of the paper Armani 2015(b) :

Primer name	Sequence code	Amp. Length (bp)	Ref.
LCO1490	GGTCAACAAATCATAAAGATATTGG	708	Folmer, 1994
HC02198	TAAACTTCAGGGTGACCAAAAAATCA		
FishF1	TCAACCAACCACAAAGACATTGGCAC	703/706	Ward, 2005
FishF2	TCGACTAATCATAAAGATATCGGCAC		
FishR1	TAGACTTCTGGGTGGCCAAAGAATCA		
FishR2	ACTTCAGGGTGACCGAAGAATCAGAA		
COIF-ALT	ACAAATCAYAARGAYATYGG	698	Mikkelsen, 2006
COIR-ALT	TTCAGGRTGNCCRAARAAYCA		
FF2d	TTCTCCACCAACCACAARGAYATYGG	707	Ivanova, 2007
FR1d	CACCTCAGGGTGTCCGAARAAYCARAA		
FISH-BCL	TCAACYAATCAYAAAGATATYGGCAC	706	Baldwin, 2009
FISH-BCH	TAAACTTCAGGGTGACCAAAAAATCA		
COI-Fish-F	TTCTCAACTAACCAAYAAGAYATYGG	709	Kochzius, 2010
COI-Fish-R	TAGACTTCTGGGTGGCCRAARAAYCA		
FISHCOILBC_ts	CACGACGTTGTAAAACGACTCAACYAATCAYAAAGATATYGGCAC	705	Handy, 2011
FISHCOIHBC_ts	GGATAACAATTTACACACAGGACTTCYGGGTGCCRAARAATCA		
SPACOIREV	GGATAACAATTTACACACAGGACTTCYGGGTGCCRAARAATCA	705*	This study
REVshort1	GGATAACAATTTACACACAGG GGYATNACTATRAAGAAAATTATTAC	192*	This study

Table 4SM. Universal primers for the amplification of the *COI* gene from fish (Armani et al, 2012c with modification). *The length refers to the amplicon generated using the forward FISHCOILBC_ts

Results and Discussion:

Line 122: Please give a range of concentrations obtained from the Nanodrop.

This information has been reported in the text (line 262-263).

Lines 224-227 and lines 233-235: I am not convinced that not proper cold conditions for unprocessed frozen products would degrade DNA enough to fully interfere with PCR from the full DNA barcode.

This is not the first time that we encountered this issue with unprocessed fresh/frozen products and other authors also observed the same problem. In fact, in previous articles we reported that:

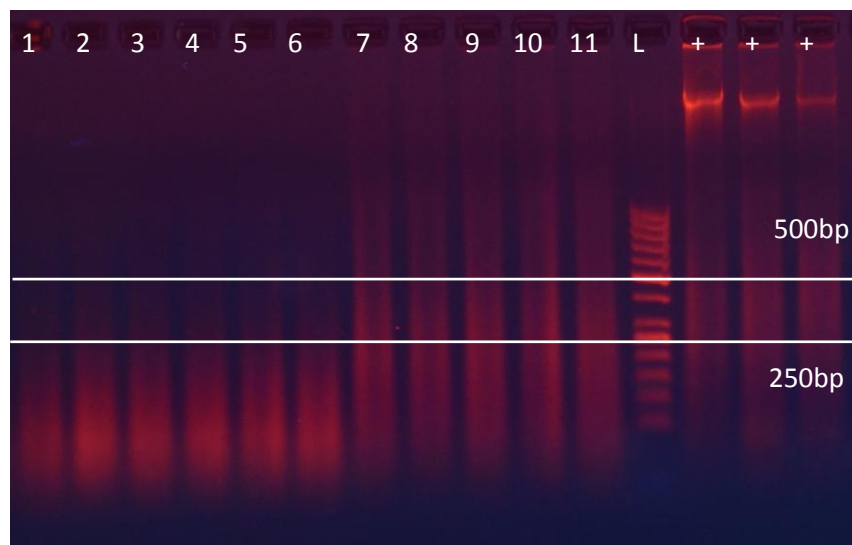
“Considering that other DNA samples of the same species were amplified with the same primers, the amplification failure of the DNA extracted from fresh samples cannot be explained with an improper primers annealing, but it might be more likely caused by DNA degradation. In fact, in some cases, the DNA obtained from fresh tissues after 5 days of storing at 4 °C can be fully degraded (Rodriguez-Ezpeleta, Mendibil, Alvarez, & Cotano, 2013) The reduced amplifiability of the DNA extracted from the cooked products agrees with the observed degradation patterns (Armani et al., 2015 b).

“It is interesting to note that we also confirmed the high level of degradation already observed in case of fresh/frozen products (Armani et al., 2015; Lamendin et al., 2015” (Armani et al., 2015 a).

Finally, in a survey currently carried on in our lab, we found a lot of highly degraded sampled of DNA extracted from sushi products. On the basis of our experience, we have hypothesized that this could be due to repeated cycles of freezing and thawing.

I would really like see the gels for all of these samples—both the gel for DNA quality/degradation and the gel for PCR products from the full DNA barcode. It would be valuable to include all these gels in the paper because that will allow the reader to compare the DNA quality and PCR products for each sample. Most people who do DNA barcoding do not run gels to check DNA degradation, so it will be useful to have this information published.

We think that it is not useful and feasible (since we did not think to include the pictures in the manuscript we do not have good quality photos with all the samples together) to include all the pictures of both the gel for DNA quality/degradation and the gel for PCR products from the full DNA barcode in the manuscript. We think that it is enough to describe it in the text as part of a quality control procedure. In fact, on the basis of our experience, we can state that not always the degradation level of DNA reflect its amplificability in term of base length. On the contrary, the degradation assessed by gel electrophoresis can explain amplification failures. This can be very useful because, otherwise, amplification failures could be attributed to other issues (i.e. inhibitors) that should be investigated. For the moment we send you the run of the degraded samples that we repeated to verify the level of degradation. If you think it necessary, we can include this picture in the manuscript.



1-2: ON1, 3-4:ON5, 5-6:ON10, 7-11: other DNA samples amplified with FDB. +: positive control of DNA extracted from fresh fish muscle.

Lines 236-241: Please give more information about the quality of the sequences obtained and the revision process used to analyze the raw data. What were the % high quality bases? In addition to the average length of the barcodes, please give the range of lengths.

The revision process used to analyze the raw data was that proposed by Handy et al., 2011 and a sentence has been added In Materials and Methods (line 219-220). The requested information has been reported in the text (line 278-283).

It looks to me like the mini-DNA barcode did not help you identify any species and did not improve on the full DNA barcode. Line 229 says that a full DNA barcode was obtained from 48 samples, and line 243 says those 48 gave species ID. Lines 267-270 say the mini DNA barcodes did not give any matches in databases above 96%. I am not sure that this is a problem with reference sequences. If the mini DNA barcode is within the full DNA barcode, the sequences should be in the databases as part of full DNA barcodes. Maybe the mini-DNA barcode is not long enough to give good species ID.

This is true, in this work the utilization of the MDB did not help us identify any species. Overall we get 51 sequences from the DNA of the 52 samples analyzed (48 FDB and 3 MDB). The MDB were obtained from the DNA samples not amplifiable with FDB. We stated that the lack of identification could be related to the absence of reference sequences on the basis of our previous experience. In fact, usually the MDB retrieve high identity value when compared with databases (see in particular Table 3SM in Armani et., 2015 a and Table 1SM in Armani et al., 2015b).

Lines 257-266, Tables 2 and 3: In order to get better ID from the databases, check the sequences in these databases to see if they came from vouchered museum specimens and try the ID using only sequences from vouchered, morphologically identified specimens. See if the sequences have publications to go with them. For some of the samples that had more than one match, it might be because something had the wrong name in the database.

The comparison on BOLD was performed using the Species Level Barcode Records that does not take into consideration unvalidated libraries and records without species level identification. This information has been added on the text (line 287). As reported, the raw data were analyzed according to the revision process used by Armani et al. (2015b) to solve ambiguous results due to the presence of some unreliable sequences in the databases. In particular, considering the high number of “ambiguous” results we further investigate the issues with the aim to interpret and possibly solve them. In most of the cases, only a few sequences were responsible for the discordance at the genus level. These findings could be due to the fact that the barcodes are not filtered as they enter BOLD, even when show deep sequence divergence from existing records(Ratnasingham& Hebert, 2007) For this reason, when two or more species of the same genus cluster together, misidentification among them could have occurred (Costa et al., 2012).

Ratnasingham, S., & Hebert, P. D. (2007). BOLD: the barcode of life data system. *MolecularEcology Notes*, 7, 355e364. www.barcodinglife.org.

Costa, F. O., Landi, M., Martins, R., Costa, M. H., Costa, M. E., Carneiro, M., et al. (2012). A ranking system for reference libraries of DNA barcodes: application to marine fish species from Portugal. *PloSone*, 7(4), e35858.

Lines 311-333, Lines 345-375, lines 381-393, lines 433-442: Shorten these sections a lot! They repeat information from the tables and make the discussion very long.

The old section 311-333 now corresponds to line 329-339; the old section 345-375 now corresponds to line 340-364; the old section 381-393 now corresponds to line 370-379.

The old section 433-442, which now corresponds to line 419-428, has not been shortened because some information has been added to respond to Reviewer 1.

Overall, the discussion has been shortened also following the suggestion of Reviewer 1.

Lines 471-585: This part of the discussion has good information on how these species are fished, how they end up as bycatch, exploitation etc. I think the parts that repeat from tables (see above)

can be shortened or removed from the discussion, but these last few pages (lines 471-585) should be kept in the manuscript.

We revised this part however we found it very difficult to shorten it without losing important information.

Figure 1: I like this Figure. It is helpful to visualize what species were found.

1 *DNA barcoding reveals chaotic labeling and misrepresentation of Cod (鳕, Xue)*
2 *products sold on the Chinese market*

3

4

5 Xiong Xiong¹, Guardone Lisa¹, Giusti Alice, Castiglio Lorenzo, Gianfaldoni
6 Daniela, Guidi Alessandra, Andrea Armani*

7

8 *FishLab, Department of Veterinary Sciences, University of Pisa, Viale delle Piagge*
9 *2, 56124, Pisa (Italy).*

10

11 ¹These authors have equally contributed to this work.

12

13

14

15

16

17 ***corresponding author:**

18 Postal address: FishLab, Department of Veterinary Sciences, University of Pisa,

19 Viale delle Piagge 2, 56124, Pisa (Italy)

20 Tel: +390502210207

21 Fax: +390502210213

22 Email: andrea.armani@unipi.it

23 **Abstract**

24 The increasing rate of seafood frauds, especially in the case of highly priced
25 species, highlights the need of verifying the identity of fish products. This paper
26 describes the application of DNA barcoding to the identification of 52 products
27 commercialized with the Chinese term 鳕 (*Xue*, Cod) in supermarkets (Nanjing and
28 Shanghai) and in the online market. Considering the lack of harmonization around the
29 definition of Cod, the mislabeling rate was assessed according to three increasingly
30 stringent definitions: Cod meaning Gadiformes species; Cod meaning *Gadus* spp.;
31 Due to the fact that the term “Cod” does not mean any specific species, since a
32 qualifier (“Atlantic”, “Pacific” or “Greenland”) should be added to refer to *Gadus*
33 *morhua*, *G. macrocephalus* or *G. ogac*, respectively.

34 Results highlighted a very high mislabeling rate, which exceeded 60% even with
35 the less stringent definition. Interestingly, only 42.3% of samples were Gadiformes,
36 while the other were Perciformes, Pleuronectiformes or toxic Tetraodontiformes
37 species. Economic, ecological and health issues arising from the misuse of the term
38 Cod are discussed in the light of the leading role of China in the seafood worldwide
39 industry and of the increased national consumption of marine species.

40

41

42

43 **Keywords**

44 DNA barcoding, Seafood mislabeling, Xue, Cod, Gadiformes, Pufferfish

45 **1. Introduction**

46 In the era of food trade globalization, seafood products generally arrive to
47 destination after changing hands several times. These complex pathways, which often
48 involve developing **countries**, make traceability difficult. Moreover, the residual
49 characteristics of processed seafood products are inadequate for a morphological
50 identification. In this scenario, the substitution of high-quality species with less
51 expensive ones, or the abuse of generic and vernacular seafood names that may
52 confuse consumers become quite easy (Cawthorn, Duncan, Kustern, Francis, &
53 Hoffman, 2015; Di Pinto et al., 2013; Miller & Mariani, 2010). For the aforesaid
54 reasons, the accurate naming and labeling of seafood species plays an important role
55 in protecting consumers from frauds. Moreover, traceability could benefit the stocks
56 conservation by combating the Illegal, Unreported and Unregulated (IUU) fishing.

57 In order to ensure food authenticity, many **countries** have constructed a legal
58 framework for the management of the whole seafood supply chain. The European
59 Union (EU), currently considered the global leader in food traceability (Charlebois,
60 Sterling, Haratifar, & Naing, 2014), has established several compulsory information
61 (such as the scientific name; the corresponding commercial denomination, according
62 to the official list proposed by each member state; the production method; the
63 catch/farm area and the category of fishing gear) which should be reported on the
64 seafood products (Regulation EU No 1379/2013).

65 In China, income growth has recently **caused** dramatic changes in the food
66 consumption patterns (Hu et al., 2014; Lam, Remais, Fung, Xu, & Sun, 2013). The

67 domestic demand for seafood has markedly increased over the last decades, making
68 China the largest fish consumer in the world (Villasante et al., 2013). Chinese
69 consumers have begun to purchase a diversified basket of products, choosing
70 premium marine species (Rabobank International, 2012; Hu et al., 2014).

71 Such changes are particularly evident in Nanjing and Shanghai, the main cities of
72 the Yangtze River Delta region, one of the most industrialized and urbanized areas in
73 China and in the world (Nanjing Municipal Bureau of Statistics, 2015; Shanghai
74 Municipal Bureau of Statistics, 2015; National Bureau of Statistics of the People's
75 Republic of China, 2015). The high income level, combined with a large inflow of
76 tourists and with the fact that seafood is more available and consumed along the coast,
77 result in a stronger consumers' demand in this area (Rabobank International, 2012).
78 Even though supermarkets represent one of the main channels to get access to seafood
79 products (Hu, Reardon, Rozelle, Timmer, & Wang, 2004), the e-commerce is
80 experiencing a very rapid growth in China. In 2013, the Chinese online retail market
81 became the biggest worldwide in terms of sale volume (China Internet Network
82 Information Center, 2014) and in 2014 China's online sales for seafood have increased
83 by 106%
84 (<http://www.undercurrentnews.com/2014/10/06/china-seafood-leader-sees-infinite-opportunity-in-domestic-e-commerce/>). This emerging market greatly enhanced the
85 access of the public to exotic seafood.

87 Food labeling in China is regulated by a multitude of laws, regulations and
88 standards. However, inconsistencies among them often make it difficult to identify

89 applicable labeling requirements. The main regulation enforced to ensure the food
90 safety is the Food Safety Law of the Peoples' Republic of China of 2009 (United
91 States Department of Agriculture, 2009). Following this regulation, the vertical
92 national standard GB7718-2011 "*General rules for the labeling of prepackaged*
93 *foods*" (Chinese National Standard GB 7718-2011) and the General Order No. 123 of
94 2009 on "*foods produced (sub-packaged) and distributed within the borders of the*
95 *People's Republic of China*" (China General Order No. 123 of 2009) have been issued
96 to regulate labelling of food products. According to the compulsory national standard
97 GB 7718-2011 (Chinese National Standard GB 7718-2011), the name of the product
98 and the ingredient list are the main source of information on fish identity for
99 prepackaged products. The Decision General Order No. 123 of 2009 (China General
100 Order No. 123 of 2009) refers to all food categories and applies to food products sold
101 in bulk. Both regulations state the necessity to follow related standards, if available, to
102 select the appropriate name of the product. However, most of the specific standards in
103 force for seafood labeling and traceability are non-mandatory (Xiong et al., under
104 review). For what concerns the online market, the webpage plays an important role in
105 informing the consumers. Currently, in China no provisions about e-commerce
106 business are illustrated in the Food Safety Law (United States Department of
107 Agriculture, 2009) and the responsibility among different actors are not clearly
108 defined. As a consequence, the draft of the newly revised Food Safety Law (not yet
109 issued) points out the need to strengthen the control on operators of the online markets
110 (http://www.npc.gov.cn/npc/xinwen/lfgz/flca/2014-12/29/content_1891935.htm).

111 Among the marine fishery products newly available on the Chinese market, Cod is
112 one of the most appreciated and nowadays widely affordable (Rabobank International,
113 2012). In a broad sense, the term “Cod” generally refers to fish of the family Gadidae
114 and to related species within the order Gadiformes (Xiong et al., under review).
115 However, more specific denominations are often requested for the identification of the
116 three species belonging to *Gadus* spp. (see section 3.3.1). In China, the word 鱈
117 (*Xue*), alone or in combination with other terms, is usually employed for the
118 commercialization of Cod (Table 1). However, with the exception of the guideline
119 issued by the Centre for Food Safety of the Hong Kong Government (Centre for Food
120 Safety of Hong Kong, 2007) no specific legislation or standards regulate the labeling
121 of these products in mainland China. In fact, a detailed system for seafood labeling is
122 still absent in China as well as an official naming system comparable to those adopted
123 by the EU countries (Xiong et al., under review).

124 This guideline pointed out that the term *Xue* is used in Chinese as a common name
125 for fish species that do not even belong to the order Gadiformes, such as the Sablefish
126 *Anoplopoma fimbria* (Scorpaeniformes, Anoplopomatidae), the Patagonian toothfish
127 *Dissostichus eleginoides* and the Antarctic toothfish *D. mawsoni* (Perciformes,
128 Nototheniidae). The aforesaid document recommends the use of the term Cod only for
129 the species of the order Gadiformes, while, if used for the other 3 species (*A. fimbria*,
130 *D. eleginoides* and *D. mawsoni*), it must be further specified by reporting the
131 scientific name or the common name recommended by the FAO. Interestingly, this
132 document had been issued to face the widespread custom to replace Cod with toxic

133 oilfish (Centre for Food Safety of Hong Kong, 2007). In fact, it is quite difficult for
134 most of the Chinese Food Business Operators (FBOs) and consumers to recognize the
135 real Cod, especially when the shape of the fish has been modified by processing. Thus,
136 since the term *Xue* attracts the buyer, suggesting that the products are made of Cod,
137 misrepresentation of this denomination is recurrent. In fact, economic and health
138 issues have already been reported in this Country, due to the commercialization of
139 fake Cod products (Fang, 2011; Li et al., 2013).

140 To support the documental traceability of seafood products many DNA based
141 methods have been proposed. Nowadays, the DNA barcoding of a ~655bp region of
142 the mitochondrial cytochrome c-oxidase I (*COI*) gene (Full DNA Barcoding, FDB)
143 (Hebert, Cywinska, Ball, & deWaard, 2003), is among the most used approaches
144 (Armani et al., 2015a; Carvalho, Palhares, Drummond, & Frigo, 2015; Di Pinto et al.,
145 2013; Cawthorn et al., 2015). In addition, the utilization of a Mini DNA barcoding of
146 139bp (MDB) has recently been shown to be a feasible alternative (Armani et al.,
147 2015b).

148 In this work, considering that Cod products are among the most investigated and
149 mislabeled species on international markets (Table 1SM), the increased interest of a
150 large part of the Chinese population in marine species and the chaos affecting the
151 Chinese nomenclature system for seafood (Xiong et al., under review), FDB and
152 MDB was applied for the identification of 52 products commercialized with the term
153 鳕 (*Xue*) (alone or in combination with other terms) in supermarkets in Nanjing and
154 Shanghai and online. To the best of our knowledge, this is the first work that takes

155 into consideration seafood products from e-commerce. This study enabled
156 understanding which species are currently sold using the term *Xue* in China and
157 evaluating the accuracy of the employed designations.

158 **2. Materials and method**

159 ***2.1 Sample collection***

160 Fifty-two samples showing the term 鱈 (*Xue*) (alone or in combination with other
161 terms) (Table 1) were collected from the Chinese market. In particular, 34 of them
162 were bought in supermarkets in the city of Nanjing and Shanghai and included 4 fresh,
163 17 frozen and 13 roasted products (Table 2). Another 18 frozen samples were acquired
164 from two e-commerce giants in China (Table 3). The samples were temporary stored
165 in absolute ethanol and labeled with an internal code. Once arrived in the lab, they
166 were stored at -20°C until further analysis.

167 ***2.2 DNA extraction and evaluation of DNA fragmentation by gel electrophoresis.***

168 Total DNA extraction was performed following the method of Armani et al. (2014)
169 slightly modified by adding proteinase K. Briefly, 200 mg of tissue, 10 steel beads,
170 200 µl of lysis buffer and 20 µl of proteinase K (Eurcolone, Wetherby, UK) were put
171 in a 2-ml tube and placed on a T-shaker (60 °C for 30 and 60 min at 1,500 rpm). At
172 the end of the milling step, the samples were centrifuged (15,000×g for 2 min) and the
173 collected supernatant was placed in a clean tube. The proteins were precipitated
174 adding 0.5 volumes of 4M sodium acetate, pH 8.3. After an incubation step (5 min at
175 RT) the mixture was centrifuged (15,000×g for 5 min). The DNA was precipitated
176 with 0.6 volumes of isopropanol molecular biology grade (SERVA Electrophoresis

177 GmbH, Heidelberg, Germany), washed once in 70% (v/v) ethanol molecular biology
178 grade (SERVA Electrophoresis GmbH, Heidelberg, Germany) and once in 100%
179 ethanol, air-dried, and resuspended in deionized sterile water. DNA quality and
180 concentration was determined by a NanoDrop ND-1000 spectrophotometer
181 (NanoDrop Technologies, Wilmington, DE, US).

182 One thousand nanograms of the total DNA was electrophoresed on 1% agarose gel
183 GellyPhorLE (Euroclone, Wetherby, UK), stained with GelRed™ Nucleid Acid Gel
184 Stain (Biotium, Hayward, CA, USA), and visualized via ultraviolet transillumination.
185 DNA fragment size was estimated by comparison with the standard marker
186 SharpMass™50-DNA ladder and SharpMass™1-DNA ladder (Euroclone S.p.A-Life
187 Sciences Division, Pavia, Italy).

188 ***2.3 Amplification and sequencing of the full-COI barcode (FDB)***

189 The DNA samples were amplified using the universal primers proposed by Handy
190 et al. (2011), tailed as proposed by Steffens, Sutter & Roemer (1993), for the
191 amplification of a FDB of the *COI* gene. The PCR reactions were performed in a final
192 reaction volume of 20 µl, containing 2 µl of a 10× buffer with 15mM of MgCl₂ (final
193 concentration 1.5mM) (5Prime, Gaithersburg, USA), 100 µM of each dNTP
194 (Euroclone, Pavia, Italy), 100 nM of each primer, 25 ng/mL of BSA (New England
195 BIOLABS® Inc. Ipswich, MA, USA), 1.25 U of PerfectTaq DNA Polymerase
196 (5Prime, USA), 100 ng of DNA and DNase free water (5Prime, USA). The
197 amplification program involved an initial denaturation step at 94°C for 3 min,
198 followed by 45 cycles at 94°C for 30s, 53°C for 30s and 72°C for 35s and final

199 extension at 72°C for 10 min. Five µL of PCR products, stained with GelRed™
200 Nucleid Acid Gel Staining 10,000× water solution (Biotium, Hayward, CA, USA) in
201 0.5×TBE buffer, were checked by electrophoresis on a 2% agarose gel (GellyPhorLE,
202 EuroClone, UK). By visualizing on a UV transilluminator, the presence of the
203 expected amplicons was assessed by a comparison with the standard marker
204 SharpMass™ 50-DNA ladder (EuroClone, S.p.A.—Life Sciences Division, Pavia,
205 Italy). PCR products were purified from the reaction mix using QIAquick PCR
206 Purification Kit (Qiagen, Shanghai, China), following the manufacturer's instructions,
207 and then sent to the company GenScript (Nanjing, China) for sequencing using ABI
208 3730 DNA sequencer (Applied Biosystems Division, Foster City, USA).

209 ***2.4 Amplification and sequencing of the mini-COI barcode (MDB)***

210 The DNA of the samples that failed the amplification of the FDB region was
211 submitted to the amplification of a ~190bp MDB region (139bp without primers) with
212 the forward primer FISHCOIBCL (Handy et al. 2011) and the reverse primer
213 REVshort1 (5'-GGYATNACTATRAAGAAAATTATTAC-3'), tailed as proposed by
214 Steffens et al. (1993). The PCR was performed following Armani et al. (2015b). All
215 the PCR products were purified and sequenced as reported in section 2.3.

216 ***2.5 Post-sequencing data analysis***

217 The sequences obtained were visualized, aligned and edited using Clustal W in
218 BioEdit version 7.0.9 (Hall, 1999) Fine adjustments were manually made after visual
219 inspection. In particular, the revision process used was that proposed by Handy et al.
220 (2011). The generated COI sequences were analyzed using the Identification System

221 (IDs) on BOLD (Species Level Barcode Records)
222 (http://www.boldsystems.org/index.php/IDS_OpenIdEngine) and using the Basic
223 Local Alignment Search Tool (BLASTn) on GenBank,
224 (<http://blast.ncbi.nlm.nih.gov/Blast.cgi>). A top match with a sequence similarity of at
225 least 98% was used to designate potential species identification. Since the *COI*
226 sequences obtained in this study were not derived from voucher samples or
227 expert-identified fish specimens, the sequences were submitted neither to GenBank
228 nor to BOLD.

229 ***2.6 Label analysis and evaluation of the accuracy of seafood designation***

230 The label was analyzed in the light of the current Chinese legislation (Chinese
231 National Standard GB 7718-2011; China General Order No. 123 of 2009). The
232 Chinese ideogram indicating the name of the purchased product was translated by a
233 Chinese native speaker with the aid of an on-line translation tool
234 (<https://translate.google.it/>) and then verified consulting the FAO Fisheries and
235 Aquaculture Statistics and Information Service (ASFIS) list
236 (<http://www.fao.org/fishery/collection/asfis/en>), FishBase
237 (<http://www.fishbase.org/comnames/scriptlist.php?showAll=yes&script=Chinese>) and
238 the Latin-Chinese Dictionary of Fish Name
239 (<http://fishdb.sinica.edu.tw/eng/chinesequer1.php>). The Chinese name was then
240 compared with the name reported in the ingredient list (for supermarket products) or
241 with further information available in the webpage (for online samples). Data on the
242 received products were also checked for those purchased online.

243 Moreover, the scientific names retrieved from the sequences analysis after
244 consulting BOLD and GenBank were compared with the denominations reported on
245 the labels and the mislabeling rate was calculated considering three increasingly strict
246 definitions of Cod: 1) Cod meaning Gadiformes species; 2) Cod meaning *Gadus* spp.;
247 3) Cod not meaning any specific species, since a qualifier (“Atlantic”, “Pacific” or
248 “Greenland”) should be added in order to refer to *Gadus morhua*, *G. macrocephalus*
249 or *G. ogac*, respectively. Finally, the indication of the catch area was assessed and
250 compared with the distribution range of the molecularly identified species given by
251 FishBase.

252 **3. Results and discussion**

253 The worldwide increasing rate of frauds, affecting in particular highly priced
254 species such as Cod products (Table 1SM), attests the importance of verifying seafood
255 identity. Currently, only a few studies applying DNA barcoding to identify Cod
256 products sold on the Chinese market exist (Shen et al., 2014; Li et al., 2013). These
257 surveys found misrepresentation rates reaching 100% and substitution with potentially
258 toxic species, such as *Lagocephalus* spp. (Table 1SM).

259 **3.1 Molecular analysis**

260 *3.1.1 DNA extraction and evaluation of DNA fragmentation by gel electrophoresis.*

261 The total DNA was successfully extracted from all the samples and showed good
262 values of quantity (mean concentration=1414 ng/μl, ranging from 104 to 2966 ng/μl)
263 and quality (average value of 260/280=2.14 and average value of 260/230=2.03).
264 Even though food processing, such as heat exposure, low pH and drying could induce

265 DNA degradation, the electrophoretic analysis of DNA showed partial fragmentation
266 mainly in the case of DNA samples extracted from unprocessed products (data not
267 shown). This could be explained considering that, as observed in previous studies, not
268 proper cold conditions during transportation and handling may result in DNA
269 degradation also in case of frozen products (Armani et al., 2015a).

270 *3.1.2 Amplification and sequencing.* 48 out of the 52 sampled products yielded a
271 FDB (overall amplification success 92.3%). In particular, it was possible to obtain a
272 FDB from 97% of the supermarket products, while only from 83.3% of the online
273 samples. Of the remaining 4 samples that failed to amplify a FDB, 3 produced a MDB
274 and 1 sample was never amplifiable. This result confirms the outcomes of the
275 electrophoretic analysis of total DNA (see section 3.2.1) and the usefulness of MDB
276 in case of degraded DNA (Armani et al., 2015a,b).

277 All the PCR products gave readable sequences (overall rate of sequencing success
278 98.1%). The sequences' length and quality were analyzed first on the raw data and
279 then after trimming at the 5' and 3' end, according to the criteria described in Handy
280 et al. (2011). The overall average length of the raw sequences was 705 (699-720bp)
281 for FDB and 203 (201-207bp) for MDB, while the average length of the trimmed
282 sequences was ~635 (ranging from 485bp to 655bp) for FDB and ~135 (134-137bp)
283 for MDB.

284 *3.1.3 Comparison with the databases.* The raw data were analyzed according to the
285 revision process used by Armani et al. (2015b) to solve ambiguous results due to the
286 presence of some unreliable sequences in the databases.

287 By using the IDs analysis on BOLD ([Species Level Barcode Records](#)), a maximum
288 species identity in the range of 98–100% was obtained for 48 FDB sequences (94.1%).
289 Of these, 25 (52.1%) were unambiguously identified at species level: 13 out of the 33
290 supermarket samples (39.4%) and 12 of the 18 online products (66.7%), respectively.
291 The analysis of the remaining 23 sequences (47.9%) produced overlapping values of
292 identity between 98 and 100% within the genus *Macrourus*, *Lagocephalus* and
293 *Atheresthes* and among *Coryphaenoides acrolepis* and *Albatrossia pectoralis* (Table 2
294 and 3). These ambiguous results did not allow to precisely identify such samples. The
295 impossibility of discriminating among several species of *Lagocephalus* has already
296 been related to incomplete reference coverage in the database (Cohen et al., 2009). As
297 for *A. pectoralis*, the close genetic relation with the genus *Coryphaenoides* has
298 already been observed by Roa-Varón & Ortí (2009). Similar issues concern the
299 Gadidae *G. morhua* and *Theragra chalcogramma* (Armani et al., 2015a). However,
300 these latter 3 samples were considered identified as *G. morhua* on the basis of the
301 higher max identity value retrieved for this species and of the specific identification
302 obtained on GenBank.

303 All 48 FDB sequences which presented a maximum species identity in the range of
304 98–100% (94.1%) by BOLD analysis retrieved the same result when analyzed by
305 BLAST. Totally, 28 products were unambiguously identified: in addition to the same
306 25 products identified in BOLD, the species *Macrourus carinatus* could also be
307 unambiguously identified at the species level, thus resulting in a higher proportion of
308 identified samples (58.3%). For the remaining 20 FDB, the occurrence of high

309 matching with more than one species, prevented specific identification (Table 2 and 3).
310 In conclusion, the identification results obtained using BOLD and GenBank showed a
311 similar discrimination power (52.1% and 58.3%, respectively).

312 Finally, the 3 MDB (from samples ON1, ON5 and ON15) did not match any
313 reference barcode in BOLD and retrieved a top match of maximum identity of 96%
314 on GenBank, hence not allowing specific identification. The issue is likely related to
315 the lack of reference sequences, has already discussed (Armani et al., 2015a, b).

316 ***3.2 Evaluation of the label: denomination and origin***

317 *3.2.1 Denomination declared on the label.* A lack of harmonization around the
318 definition of Cod also exists at the international level, where it is often used for all the
319 *Gadus* species, such as in Spain and in Germany (Xiong et al., under review) or, in a
320 broader sense, for fish of the family Gadidae, including *G. macrocephalus*, *G. morhua*
321 and *G. ogac*, *Melanogrammus aeglefinus*, *Merlangius merlangus*, *Micromesistius*
322 *poutassou*, *Pollachius pollachius* and *Pollachius virens* (Di Pinto et al., 2013). On the
323 contrary, the ASFIS list and Fishbase, as well as the UK list (Xiong et al., under
324 review) require a specific name for each species: Atlantic Cod for *G. morhua*, Pacific
325 Cod for *G. macrocephalus* and Greenland Cod for *G. ogac*. The utilization of three
326 distinct names is also proposed by the Latin-Chinese Dictionary of Fish Name
327 (<http://fishdb.sinica.edu.tw/eng/chinesequer1.php>), which has been developed with the
328 aim of providing a standardized nomenclature for fish species in China.

329 Totally 34 samples were collected from supermarkets (24 prepackaged and 10 in
330 bulk). Details on the declared names of the prepacked supermarket samples are

331 reported in Table 2. For 79.2% of the products, the name matched with the
332 commercial or the scientific name in the ingredient list. Inconsistencies were found
333 for 5 products (20.8%) labeled as Cod (Table 2). Regarding the bulk products, the fish
334 identity could only be obtained from the bill board and the names reported are shown
335 in Table 2. Overall, despite the high rate of correspondence between the product name
336 and the ingredient list in prepacked products, we observed the misuse of the term Cod
337 in 6 supermarket products, for which species completely different from Gadiformes (*P.*
338 *alitivelis*), generic terms used to design other fish categories (Flatfish indicating
339 Pleuronectiformes), or fake names (Flat cod, Water cod) were reported (Table 1).

340 Concerning the 18 products purchased online (7 prepackaged and 11 in bulk), the
341 name declared on the main webpage is reported in Table 3. A few discrepancies were
342 found investigating the specific information in the product page: one Silver cod
343 product reported 南极银鳕鱼 (*Nanji Yin Xue Yu*, Antarctic cod), 1 Water cod
344 reported Cod and 1 Cod product reported Atlantic cod. While in this latter case the
345 denomination used refers to *G. morhua* and is not misleading, the denomination
346 Antarctic cod is a vernacular term referring to *D. mawsoni*
347 ([http://www.fishbase.org/comnames/CommonNamesList.php?ID=7039&GenusName](http://www.fishbase.org/comnames/CommonNamesList.php?ID=7039&GenusName=Dissostichus&SpeciesName=mawsoni&StockCode=7377)
348 [=Dissostichus&SpeciesName=mawsoni&StockCode=7377](http://www.fishbase.org/comnames/CommonNamesList.php?ID=7039&GenusName=Dissostichus&SpeciesName=mawsoni&StockCode=7377)). The fake term Water cod
349 (Table 1) can lead to confusion. For 1 product labeled as Silver cod, another Chinese
350 denomination was also available (裸盖鱼, *Luo Gai Yu*, Sablefish). In other 3 products
351 labeled as Silver cod or Cod, the Latin name *A. fimbria*, *D. eleginoides* and *G.*
352 *macrocephalus*/*G. morhua* were reported. While in the Cod products the appropriate

353 scientific names were indicated, the association between Silver cod and *D. eleginoides*
354 was incorrect. In fact, even though the English term Silver cod does not refer to any
355 species, the corresponding Chinese name (银鳕, *Yin Xue*) refers to *A. fimbria*
356 (<http://zh.wikipedia.org/wiki/銀鳕>) (Table 1). The correct English name for this
357 species, which is also referred to as Black cod, Blue cod and Coal cod, is Sablefish
358 (<http://www.fishbase.org/summary/ANOPLOPOMA-FIMBRIA.html>). As mentioned,
359 the corresponding Chinese name is 裸盖鱼 (*Luo Gai Yu*).

360 In addition, the information on the received package was compared to those
361 available online. 39% of the samples did not report any label, while the remaining
362 61% reported the same fish denomination of the title of the webpage and/or the
363 webpage description. In one product, not corresponding English (Toothfish) and
364 Chinese (银鳕, *Yin Xue*, Silver cod) names were found (Table 3).

365 Overall, these results highlight how the absence of a standardized naming system
366 for the commercialization of seafood can result in a great chaos of denominations that
367 deceive the consumers. In particular, the use of improper names could give the false
368 impression of a large availability of fish species, which, on the contrary, already suffer
369 from overexploitation (see section 3.5).

370 *3.2.2 Geographical origin declared on the label.* Overall, 38.5% of the products
371 did not show any indication regarding the origin. Interestingly, all of them were
372 purchased in supermarkets. The country of origin was reported for 50% of the
373 products, all of which were imported (Table 2 and 3), while only 25% of the products
374 specified the capture area. Again, a great difference was observed between

375 supermarket and online products: only 2 supermarket samples (5.8%) presented this
376 latter indication (Bering Sea for both of them) (Table 2), which on the contrary was
377 available for 11 online samples (61.1%). Of these, however, 1 sample generically
378 indicated Atlantic Ocean and 5 products reported inconsistent declarations of different
379 and distant capture areas in the webpage (Table 3).

380 The United Nations Food and Agriculture Organization (FAO) *Codex Alimentarius*
381 requires the identification of the **country** of origin for all food products
382 (<http://www.fao.org/docrep/005/Y2770E/y2770e02.htm>). However, considering that
383 this could be deceptive for consumers, in Europe the indication of the capture area is
384 mandatory for seafood (Council Regulation EC No 104/2000). Such information is
385 particularly important for the fishery sector, considering that the processing country is
386 often different from the source country.

387 ***3.3. Comparison between label information and molecular results***

388 *3.3.1 Denominations.* Considering the above mentioned confusion on the term Cod
389 (Section 3.2.1), the correspondence between the product name and the species
390 identified by molecular analysis was assessed considering three different and
391 increasingly strict definitions, according to different conventions existing in different
392 areas of the world (see Section 2.6).

393 Therefore, the overall mislabeling rate rose from 62.7% (definition 1), to 82.3%
394 (definition 2) and to 86.3% (definition 3). Incorrect label declarations were found in
395 63.6%, 88% and 88% (according to definition 1, 2, or 3, respectively) of the
396 supermarket samples and in 61%, 72.7% and 83.3% of the samples purchased online.

397 Regarding the 31 samples labeled as Cod, several issues were found and the
398 mislabeling rate widely changed according to the definition used. In particular, even
399 considering a broad definition including all Gadiformes in the term Cod, 58% of the
400 samples were mislabeled, since they were replaced with species belonging to different
401 orders, such as *D. eleginoides*, different species of Flatfish and even Pufferfish of the
402 genus *Lagocephalus*. The mislabeling rate rose to 100% if considering the most
403 stringent definition.

404 Regarding the 11 samples labeled as Silver cod (银鳕), 100% of them were found
405 to be mislabeled. In fact, while 银鳕 indicates *A. fimbria*, 8 products were identified
406 as *D. eleginoides* (4 from the supermarket and 4 from the online market) and 3 as *D.*
407 *mawsoni* (all from the supermarket).

408 Other issues were found for the 2 products labeled as Flat cod (SM2) and Water
409 cod (ON10): they were identified as other species of Gadiformes (*M. carinatus* and *A.*
410 *pectoralis/C. acrolepis*, respectively), but considered mislabeled, since the terms Flat
411 cod and Water cod do not refer to any species. The remaining products, presenting
412 more specific denominations, were correctly labeled (Table 4).

413 Our results highlighted a very high mislabeling rate, which, even using the most
414 tolerant approach, exceeded 60%. This rate was similar to the mislabeling rate found
415 by other authors (Table 1SM) in previous survey on Cod. In particular, with the
416 exception of Di Pinto et al. (2013), who found a mislabeling rate of 100% in battered
417 Cod chunks, the highest mislabeling rates were always reported in China and Hong
418 Kong.

419 **3.3.2 Geographical origin.** The comparison between the declared geographical
420 information and the range of the species identified by DNA barcoding was possible
421 only for the 8 products which reported a capture area and were identified to the
422 species level. The geographical origin reported on 5 products corresponded to the
423 range of distribution of the identified species. A product reporting North Atlantic was
424 identified as *A. stomias*, which is not present in this area (Fig. 2). Finally, for 2 online
425 samples, for which two different capture area were reported, the identified species is
426 distributed only in one of the two areas. It is interesting to note that all the samples not
427 reporting indication on the origin were mislabeled and, among these, 9 samples (47%)
428 were identified as *Lagocephalus* spp.

429 **3.4 Species commercialized under the name Xue (alone or in combination with**
430 **other terms).**

431 Financial incentives are the strongest motivation to rename fish with more
432 appetizing titles or as a high-priced species. Often, fish are given an entirely new
433 name (similar to that of an already popular fish) to boost sales (Jaquet & Pauly, 2008)
434 enhancing the marketability and the value of noncommercial fish species that were
435 previously unknown to most consumers. Other than economic loss for consumers, the
436 mislabeling of fish species could affect their sustainable exploitation. In fact, the
437 promotion of a legal and sustainable seafood trade also passes through a consistent
438 naming and labelling of seafood (Jaquet & Pauly, 2008; Rumbold, Engel, & Axelrad,
439 2011; Barendse & Francis, 2015).

440 Through the DNA barcoding technique, chaotic labeling of Cod products on the

441 Chinese market was highlighted. The collected products commercialized with the
442 term *Xue* (alone or in combination with other terms) were identified to belong to 4
443 different orders: Gadiformes (n=22, 43.1%), Perciformes (n=12, 23.5%),
444 Tetraodontiformes (n=9, 17.6%) and Pleuronectiformes (n=8, 15.7%) (Fig. 1). The
445 main economic, environmental and health implications associated to the trading of
446 these species were analyzed considering their commercial appealing on the
447 international market, their conservation status and their toxic potentiality.

448 *3.4.1. Gadiformes, Perciformes and Pleuronectiformes: economic and ecological*
449 *implications.* Of the 22 products identified as belonging to the Order Gadiformes, 11
450 (50%) were identified as belonging to the Gadidae family: 3 were *G. morhua*, 5 *T.*
451 *chalcogramma*, 2 *P. virens* and 1 *M. aeglefinus*. The other 11 (50%) samples were
452 identified as belonging to the Macrouridae family (*M. carinatus*, *C. acrolepis* or *A.*
453 *pectoralis*) (Fig. 1). Depending on the definition of Cod used, the mislabeling of the
454 products identified as Gadiformes varied from 13.6% to 68%. While incorrect
455 labeling was found for *G. morhua* and *T. chalcogramma*, all products identified as *M.*
456 *aeglefinus* and *P. virens* were correctly labeled.

457 The four species of the Gadidae family found in this study are commercially
458 important species threatened by overexploitation. *G. morhua* (Atlantic cod) had been
459 caught for centuries in the North Atlantic fisheries, but overexploitation from 1970s
460 led to a dramatic decline in most source areas of the world
461 (<http://www.fao.org/fishery/species/2218/en>). In fact, the species is listed as
462 vulnerable in the IUCN Red List of Threatened Species

463 <http://www.iucnredlist.org/details/8784/0>). *T. chalcogramma* (Alaska pollock) is a
464 species closely related to *G. morhua*. While in the past it was only used for animal
465 feed, due to the restrictions on Cod fishing it has now become an important food
466 resource for human (<http://www.fao.org/fishery/species/3017/en>). Alaska pollock is
467 harvested in one of the largest industrial fishery in the world, while the related species
468 *P. virens* (Atlantic pollock) is harvested with other ground fish species. In fact, this
469 species was traditionally a bycatch and directed fishing started only in the 1980s.
470 Since the 1970s, both pollock have experienced a gradual decrease of the catch
471 volume and they are now subjected to strict harvest restrictions and other conservation
472 efforts
473 ([http://www.fishwatch.gov/seafood_profiles/species/pollock/species_pages/atlantic_p](http://www.fishwatch.gov/seafood_profiles/species/pollock/species_pages/atlantic_pollock.htm)
474 [ollock.htm](http://www.fishwatch.gov/seafood_profiles/species/pollock/species_pages/atlantic_pollock.htm)). High fishing pressure also occurs for *M. aeglefinus*, another widely
475 commercialized fish included in the IUCN Red List
476 (<http://www.iucnredlist.org/details/13045/0>).

477 Besides the four species of Gadidae, other 11 products were identified as belonging
478 to Macrouridae (*M. carinatus*, *C. acrolepis* or *A. pectoralis*), ground fish known as
479 Grenadiers, captured mainly as by-catch in deep-sea fisheries. Many species of this
480 family are small and unpalatable, thus they are discarded or processed as fishmeal
481 (Devine et al., 2012). However, due to the increased human demand, more and more
482 species are intended for the market. *A. pectoralis* (Giant grenadier) is abundant in the
483 northern Pacific Ocean and represents a large part of the bycatch in fisheries for *A.*
484 *fimbria* and *R. hippoglossoides* (Clausen & Rodgveller, 2010). Similarly, *M. carinatus*

485 is taken as bycatch in fisheries targeting Hake, squid and Patagonian toothfish
486 (Devine et al., 2012).

487 Regarding Pleuronectiformes, 2 samples were identified as *R. hippoglossoides* and
488 3 as *Atheresthes* spp. Other 3 samples, for which only an MDB was available, were
489 generically identified as flatfish (Fig. 1). These products were all sold under the
490 generic name of Cod, while none of the products marketed as Flat cod was identified
491 as a flatfish (Table 4).

492 *R. hippoglossoides* is a slow growing and valuable species, which can only tolerate
493 low exploitation. Also for this species, conservation efforts have been launched and it
494 is included in the seafood red list of Greenpeace International
495 (<http://www.greenpeace.org/international/en/campaigns/oceans/seafood/red-list-of-species/>).
496 *A. evermanni* and *A. stomias* are abundant species of the North Pacific Ocean.
497 They are not as valuable as *R. hippoglossoides* and do not have such a great
498 conservation pressure (Datsky, Yarzhombek, & Andronov, 2014). Thus, while the
499 commercialization of *Atheresthes* spp. under the name of Cod can support a voluntary
500 mislabeling due to the marked different value of this two species, doubts arise from
501 the substitution of Cod with *R. hippoglossoides*. In our opinion, the
502 commercialization under the term *Xue* of these species may be explained with the fact
503 that they are ground fish that may be caught together with Cod or Cod related species
504 using bottom trawling (Fig. 2). This hypothesis may explain why in this study the
505 substitution of Cod not only occurred with low value species, but also with high
506 priced species.

507 In this study, 2 species of Perciformes were found, namely *D. eleginoides* (n=9)
508 and *D. mawsoni* (n=3) (Fig. 1). Only 1 product, identified as *D. eleginoides*, was sold
509 as *Xue Yu* while all the remaining products were sold as *Yin Xue* (Table 1 and 4). Both
510 species are slow-growing large fishes of the Antarctic Ocean of great commercial
511 appeal (<http://www.ccamlr.org/en/fisheries/toothfish-fisheries>). In the mid-1990s, IUU
512 fishing was widely reported for *Dissostichus* spp. (Agnew, 2000) thus, nowadays,
513 Toothfish fishing is managed by the Commission for the Conservation of Antarctic
514 Marine Living Resources (CCAMLR)
515 (<http://www.ccamlr.org/en/fisheries/toothfish-fisheries>). Moreover, several fisheries
516 have been independently certified as sustainable by the Marine Stewardship Council
517 (MSC) (Pierre, 2013), despite a recent report about the misuse of MSC certification
518 for *Dissostichus* sp. (Marko, Nance, & Guynn, 2011). Most of the Patagonian
519 toothfish is harvested in distant waters of Antarctica, frozen onboard factory vessels
520 and shipped several weeks to several months later
521 ([https://swfsc.noaa.gov/uploadedFiles/Operating_units/AERD/Fish/Chilean_Sea_Bass](https://swfsc.noaa.gov/uploadedFiles/Operating_units/AERD/Fish/Chilean_Sea_Bass_fact_sheet.pdf)
522 [fact sheet.pdf](https://swfsc.noaa.gov/uploadedFiles/Operating_units/AERD/Fish/Chilean_Sea_Bass_fact_sheet.pdf)), complicating the traceability. Thus, the commercialization of these
523 species under a false name put into light a probable collateral flow that allow the
524 recycling of illegal product on the market. Importation of IUU seafood from China
525 has already been reported (Pramod, Nakamura, Pitcher & Delagran, 2014) This
526 hypothesis is supported by their geographical distribution, which is completely
527 different from the geographical range of *G. morhua* (Fig. 2), and their high economic
528 value. Considering that, the Patagonian toothfish is one of the most valuable fish

529 species on the US, Japanese and European markets,
530 (<http://thefishproject.weebly.com/iuu-fishing-of-the-patagonian-toothfish.html>) and
531 that it was one of the most replaced fish on the US market (Warner, Timme, Lowell, &
532 Hirshfield, 2013), the substitution of Cod with Patagonian toothfish seems
533 economically disadvantageous. This occurrence can probably be explained taking into
534 consideration the lack of demand by Chinese consumers for this particular species.

535 Other than the commercial issues, it is important to emphasize that deep-water
536 populations, such as *R. hippoglossoides* and *Dissostichus* sp., and ecosystems may be
537 even more vulnerable to disruption than those of the continental shelf. In fact,
538 deep-water species are slow growing, mature late and thus slow recovering from
539 over-exploitation (Haedrich et al., 2001; Sumaila et al., 2015).

540 *3.4.2 Tetraodontiformes: economic and health implications.* Nine products were
541 identified as *Lagocephalus* spp. (Tetraodontidae, Tetraodontiformes), a genus that
542 includes toxic species known as Puffer fishes. Even though the system was not able to
543 distinguish among *L. spadiceus*, *L. inermis*, *L. gloveri* and *L. wheeleri*, concerns arise
544 from the possible presence of Tetrodotxin, a neurotoxin with violent paralyzing
545 effect. Despite the muscle is usually non-toxic or weakly toxic, cross-contamination
546 with poisonous organs, such as the liver or the skin, can occur if the fish are not
547 properly prepared. Moreover, toxicity may vary among species and individuals,
548 according to physiological and environmental factors (Mosher & Fuhrman, 1984).

549 Incidents related to poisonous Pufferfish occurred in Brazil (de Souza Simões,
550 Mendes, Adão, & Junior, 2014), Taiwan (Huang et al., 2014) and USA (Cohen et al.,

551 2009). Many countries have issued specific rules for the commercialization of these
552 species. While in Europe they are banned from the market (Regulation EC No
553 854/2004), in Asian countries, such as Taiwan, some species are commercialized. In
554 China mainland the commercialization of puffer fish was prohibited by the “*Sanitary*
555 *management for fishery products*” in 1990
556 (<http://www.moh.gov.cn/mohzcfgs/s3576/200804/29459.shtml>). However this rule
557 was canceled in 2010 and updates have not been promulgated until now. Despite the
558 removal of the ban, the commercialization of Pufferfish in China is still strictly
559 controlled due to the health risk. However, as mentioned, products containing
560 undeclared Pufferfish are still present on the market (Table 1SM).

561 In the present study, all the products identified as *Lagocephalus* sp. were
562 commercialized under the generic name Cod (Table 4). Clearly, in this case the
563 substitution could not be unintentionally due to the obvious morphological differences
564 between Tetraodontiformes and Gadiformes and to the different geographical area of
565 distribution (Fig. 2). Thus, the possibility to recycle non marketable potentially toxic
566 species could enormously increase the economical profit.

567 **4. Conclusions**

568 In this study, a very high rate of mislabeling has been highlighted in seafood
569 products sold on the Chinese market with the term *Xue* (alone or in combination with
570 other terms). Our results suggest that the absence of a standardized nomenclature
571 together with the unfamiliarity of Chinese FBOs and consumers to the new marine
572 species create the ideal scenario for perpetuating economic and health frauds favoring

573 the misrepresentation of Cod products. In fact, other than *Gadus* spp., other species of
574 Gadiformes, but also Perciformes, Pleuronectiformes and Tetraodontiformes species
575 have been marketed under the name *Xue*. The species found present ecological issues
576 due to their overexploitation or health implications for the consumers due to their
577 toxic potential. Thus, considering the key role of China in the world's seafood
578 industry, the implementation of a traceability system for the seafood supply chain,
579 also supported by molecular analysis, is strongly auspicious. Finally, considering that
580 consumers' behavior is fundamental for the conservation of marine species, the
581 utilization of fake or deceptive denomination compromises the ability of even the
582 most knowledgeable people to make informed choice.

583

584 **References**

- 585 Agnew, D.J. (2000). The illegal and unregulated fishery for toothfish in the Southern Ocean, and the
586 CCAMLR catch documentation scheme. *Marine Policy*, 24, 361-374.
- 587 Armani, A., Tinacci, L., Xiong, X., Titarenko, E., Guidi, A., & Castigliego, L. (2014). Development of
588 a simple and cost-effective bead-milling method for DNA extraction from fish muscles. *Food*
589 *Analytical Methods*, 7, 946-955.
- 590 Armani, A., Guardone, L., La Castellana, R., Gianfaldoni, D., Guidi, A., & Castigliego, L. (2015a).
591 DNA barcoding reveals commercial and health issues in ethnic seafood sold on the Italian
592 market. *Food Control*, 55, 206-214.
- 593 Armani, A., Guardone, L., Castigliego, L., D'Amico, P., Messina, A., Malandra, R. & Guidi, A.
594 (2015b). DNA and Mini-DNA Barcoding for the identification of Porgies species (family
595 Sparidae) of commercial interest on the international market. *Food Control* 50, 589-596.
- 596 Barendse, J., & Francis, J. (2015). Towards a standard nomenclature for seafood species to promote
597 more sustainable seafood trade in South Africa. *Marine Policy* 53, 180-187.
- 598 Carvalho, D.C., Palhares, R.M., Drummond, M.G., & Frigo, T.B. (2015). DNA barcoding identification

599 of commercialized seafood in South Brazil: a governmental regulatory forensic program. *Food*
600 *Control*, 50, 784-788.

601 Cawthorn, D. M., Duncan, J., Kastern, C., Francis, J., & Hoffman, L. C. (2015). Fish species
602 substitution and misnaming in South Africa: an economic, safety and sustainability conundrum
603 revisited. *Food Chemistry*, 185, 165-181.

604 Centre for Food Safety of Hong Kong (2007). Guidelines on identification and labeling of oilfish and
605 cod. (Available at:
606 http://www.cfs.gov.hk/english/food_leg/files/oil_fish_guideline_070723.pdf Accessed 22
607 April 2015).

608 Charlebois, S., Sterling, B., Haratifar, S., & Naing, S.K. (2014). Comparison of Global Food
609 Traceability Regulations and Requirements. *Comprehensive Reviews in Food Science and*
610 *Food Safety*, 13, 1104-1123.

611 China Internet Network Information Center. (2014). Research report of online shopping market in
612 China. (Available at
613 <https://www.cnnic.net.cn/hlwfzyj/hlwxyzbg/201409/P020140901332431510284.pdf> Accessed
614 13 March 2015). [In Chinese]

615 Chinese National Standard GB 7718-2011. General Rules for the Labeling of Prepackaged Food.
616 *Standard Press of China*, Beijing. [In Chinese]

617 Clausen, D.M., & Rodgveller C.J. (2010). Assessment of grenadier stocks in the Gulf of Alaska, eastern
618 Bering Sea, and Aleutian Islands. In Gulf of Alaska and Bering Sea/Aleutian Islands SAFE
619 Reports. North Pacific Fishery Management Council, Anchorage, AK, Appendix 1:1571-1620.

620 Cohen, N.J., Deeds, J.R., Wong, E.S., Hanner, R.H., Yancy, H.F., White, K.D., et al. (2009). Public
621 health response to puffer fish (tetrodotoxin) poisoning from mislabeled product. *Journal of*
622 *Food Protection*, 72(4), 810-817.

623 Council Regulation (EC) No 104/2000 of 17 December 1999 on the common organization of the
624 markets in fishery and aquaculture products. *Official Journal of the European Union* L 17/22.

625 Datsky, A.V., Yarzhombek, A.A., & Andronov, P.Y. (2014). Arrow-toothed halibuts *Atheresthes*
626 *spp.*(Pleuronectiformes, Pleuronectidae) and their role in the fish community of
627 Olyutorsky-Navarin region and adjacent areas of the Bering Sea. *Journal of Ichthyology*, 54(4),
628 266-285.

629 de Souza Simões, E.M., Mendes, T.M.A., Adão, A., & Junior, V.H. (2014). Poisoning after ingestion of
630 pufferfish in Brazil: report of 11 cases. *Journal of venomous animals and toxins including*
631 *tropical diseases*, 20(1), 54.

632 Devine, J.A., Watling, L., Cailliet, G., Drazen, J., Muñoz, P.D., Orlov, A. M., & Bezaury, J. (2012).
633 Evaluation of potential sustainability of deep-sea fisheries for grenadiers (Macrouridae).
634 *Journal of Ichthyology*, 52(10), 709-721.

635 Di Pinto, A., Di Pinto, P., Terio, V., Bozzo, G., Bonerba, E., Ceci, E., & Tantillo, G. (2013). DNA
636 barcoding for detecting market substitution in salted cod fillets and battered cod chunks. *Food*
637 *Chemistry*, 141(3), 1757-1762.

638 China General Order No. 123 of 2009. General Administration of Quality Supervision, Inspection and
639 Quarantine of the People's Republic of China General Order No. 123 of 2009 on changes
640 "Food labeling regulations" Decision. (Available at:
641 <http://www.aqsiqccc.com/en/news/news-6.html> Accessed 02 April 2015).

642 Fang, S. (2011). The molecular identification technology of anti-counterfeiting and protecting ling etc.
643 marine species. Doctoral Thesis. Nanjing Agricultural University

644 Haedrich, R. L., Merrett, N. R., & O'Dea, N. R. (2001). Can ecological knowledge catch up with
645 deep-water fishing? A North Atlantic perspective. *Fisheries Research*, 51(2), 113-122.

646 Hall, T.A. (1999). BioEdit: a user-friendly biological sequence alignment editor and analysis program
647 for Windows 95/98/NT. In *Nucleic acids symposium series*, 41, 95-98.

648 Handy, S.M., Deeds, J.R., Ivanova, N.V., Hebert, P.D.N., Hanner, R.H., Ormos, A., et al. (2011). A
649 single-laboratory validated method for the generation of DNA barcodes for the identification
650 of fish for regulatory compliance. *Journal of Association of Official Analytical Chemists*
651 *International*, 94, 201-210.

652 Hebert, P.D.N., Cywinska, A. Ball, S.L. & deWaard, J.R. (2003). Biological identifications through
653 DNA barcodes. *Proceedings of the Royal Society of London. Series B*, 270, 313-321.

654 Huang, Y.R., Yin, M.C., Hsieh, Y.L., Yeh, Y.H., Yang, Y.C., Chung, Y.L., & Hsieh, C.H.E. (2014).
655 Authentication of consumer fraud in Taiwanese fish products by molecular trace evidence and
656 forensically informative nucleotide sequencing. *Food Research International*, 55, 294-302.

657 Hu, Y., Yuan, C., Yu, K., Qu, Y., Chen, S., Wang, X., & Kimura, I. (2014). An online survey study of
658 consumer preferences on aquatic products in China: current seafood consumption patterns and

659 trends. *Fisheries and Aquaculture Journal*, 5, 2.

660 Hu, D., Reardon, T., Rozelle, S., Timmer, P., & Wang, H. (2004). The emergence of supermarkets with
661 Chinese characteristics: challenges and opportunities for China's agricultural
662 development. *Development Policy Review*, 22(5), 557-586.

663 Jacquet, J.L., & Pauly, D. (2008). Trade secrets: renaming and mislabeling of seafood. *Marine*
664 *Policy*, 32(3), 309-318.

665 Lam, H.M., Remais, J., Fung, M.C., Xu, L. & Sun, S.S.M. (2013). Food supply and food safety issues
666 in China. *The Lancet* 381, 2044-2053.

667 Li, X., Wang, L., Zhao, F., Ma, L., Sun, Y., Zhou, D. (2013). Application of DNA Barcoding to Identify
668 Commercial Fish and Fish Products. *Food Science*, 34(18), 337-342. [in Chinese]

669 Marko, P.B., Nance, H.A., & Guynn, K.D. (2011). Genetic detection of mislabeled fish from a certified
670 sustainable fishery. *Current Biology*, 21(16), 621-622.

671 Miller, D.D., & Mariani, S. (2010). Smoke, mirrors, and mislabeled cod: poor transparency in the
672 European seafood industry. *Frontiers in Ecology and the Environment*, 8(10), 517-521.

673 Mosher, H.S., & Fuhrman, F.A. (1984). Occurrence and origin of tetrodotoxin. In E. P. Ragelis (Ed.),
674 Seafood toxins (pp. 333-344). Washington, DC: American Chemical Society.

675 Nanjing Municipal Bureau of Statistics (2015). National Economic and Social Development Statistical
676 Bulletin of Nanjing in 2014. (Available at <http://www.njtj.gov.cn/47448/47488/> Accessed 22
677 April 2015) [in Chinese].

678 National Bureau of Statistics of the People's Republic of China. (2015). National Economic and Social
679 Development Statistical Bulletin in 2014. (Available at
680 http://www.stats.gov.cn/tjsj/zxfb/201502/t20150226_685799.html Accessed 22 April 2015) [in
681 Chinese].

682 Pierre, J. (2013) Chilean seabass. Monterey Bay Aquarium Seafood Watch Report. Available at:
683 <http://safinacenter.org/documents/2014/05/chilean-sea-bass-full-species-report.pdf> Accessed
684 12 March 2015).

685 Pramod, G., Nakamura, K., Pitcher, T. J., & Delagran, L. (2014). Estimates of illegal and unreported fish
686 in seafood imports to the USA. *Marine Policy*, 48, 102-113.

687 Rabobank International (2012). The Dragon's Changing Appetite. How China's evolving seafood
688 industry and consumption are impacting global seafood markets. *Rabobank Industry Note* 341,

689 1-12. (Available at
690 [http://transparentsea.co/images/c/c5/Rabobank_IN341_The_Dragons_Changing_Appetite_Ni](http://transparentsea.co/images/c/c5/Rabobank_IN341_The_Dragons_Changing_Appetite_Ni_kolik_Chow_October2012.pdf)
691 [kolik_Chow_October2012.pdf](http://transparentsea.co/images/c/c5/Rabobank_IN341_The_Dragons_Changing_Appetite_Ni_kolik_Chow_October2012.pdf) Accessed 02 April 2015).

692 Regulation (EU) No 1379/2013 of the European Parliament and of the Council of 11 December 2013
693 on the common organisation of the markets in fishery and aquaculture products, amending
694 Council Regulations (EC) No 1184/2006 and (EC) No 1224/2009 and repealing Council
695 Regulation (EC) No 104/2000. *Official Journal of the European Union* L 354/1.

696 Regulation (EC) No 854/2004 of the European Parliament and of the Council of 29 April 2004 laying
697 down specific rules for the organisation of official controls on products of animal origin
698 intended for human consumption. *Official Journal of the European Union*, L226, 83-127.

699 Roa-Varón, A., & Ortí, G. (2009). Phylogenetic relationships among families of Gadiformes (Teleostei,
700 Paracanthopterygii) based on nuclear and mitochondrial data. *Molecular Phylogenetics and*
701 *Evolution*, 52(3), 688-704.

702 Rumbold, D.G., Engel, M. & Axelrad, D.M. (2011) Risk of Ill-Informed Decision-Making When
703 Choosing Your Favorite Fish. *Human and Ecological Risk Assessment: An International*
704 *Journal*, 17, 1156-1169.

705 Shanghai Municipal Bureau of Statistics (2015). National Economic and Social Development Statistical
706 Bulletin of Shanghai in 2014. Available at <http://www.stats-sh.gov.cn/sjfb/201502/277392.html>
707 [Accessed 15 March 2015](http://www.stats-sh.gov.cn/sjfb/201502/277392.html) [in Chinese].

708 Shen, Q., Jiang, T., Li, N., Wang, J., Han, C., Zhang, J., Xu, J., Zhang, D., & Li, F. (2014). Study on
709 tetrodotoxin detection and toxic puffer fish identification of roasted fish fillet at the retail in
710 Beijing and Qingdao. *Journal of Hygiene Research*, 43(6), 944-952. [in Chinese].

711 Steffens, D.L., Sutter, S.L., & Roemer, S.C. (1993). An alternate universal forward primer for improved
712 automated DNA sequencing of M13. *Biotechniques*, 15(4), 580-582.

713 Sumaila, U.R., Lam, V.W., Miller, D.D., Teh, L., Watson, R.A., Zeller, D., Cheung, W.W.L., Coté, I.M.,
714 Rogers, A.D., Roberts, C., Sala, E., & Pauly, D. (2015). Winners and losers in a world where
715 the high seas is closed to fishing. *Scientific reports*, 5.

716 United States Department of Agriculture (USDA) (2009) China, Peoples Republic of FAIRS Subject
717 Report Food Safety Law Implementation Regulation. GAIN Report Number CH9040 Foreign
718 Agricultural Service, USDA, Washington (2009)

719 Villasante, S., Rodríguez-González, D., Antelo, M., Rivero-Rodríguez, S., de Santiago, J.A., & Macho,
720 G. (2013). All fish for China? *Ambio*, 42(8), 923-936.

721 Warner, K., Timme, W., Lowell, B., & Hirshfield, M. (2013). Oceana Study Reveals Seafood Fraud
722 Nationwide. (Available at:
723 [http://oceana.org/sites/default/files/reports/National_Seafood_Fraud_Testing_Results_FINAL.](http://oceana.org/sites/default/files/reports/National_Seafood_Fraud_Testing_Results_FINAL.pdf)
724 [pdf](http://oceana.org/sites/default/files/reports/National_Seafood_Fraud_Testing_Results_FINAL.pdf) Accessed 22 April 2015).

725 Xiong, X., D'Amico, P., Guardone, L., Castigliero, L., Guidi, A., & Armani A. The uncertainty of
726 seafood labeling in China: a case study on cod, salmon and tuna. Under review.

727 **Figure caption**

728 **Figure 1.** Composition of Cod products analyzed in this work by DNA barcoding

729 **Figure 2.** Geographical distribution (on the basis of the native range reported by Fishbase) of the
730 species most frequently used to replace Cod products in this study.

DNA barcoding was used to evaluate the identity of fish sold as 鱈 (*Xue*=Cod)

Fish samples were purchased in supermarkets (Nanjing and Shanghai) and online

An impressive mislabeling rate, always standing over 60%, was discovered

Perciformes, Pleuronectiformes and toxic Pufferfish were sold under the name *Xue*

Economic, ecological and health issues arise from the misuse of the term Cod

Table 1 Chinese denominations reported on the codfish samples collected in this study with the corresponding pinyin, English translation and scientific name.

Chinese name	鳕鱼	银鳕	黑线鳕	绿青鳕	大西洋鳕	细鳞壮鳕	阿拉斯加狭鳕	扁鳕	水鳕
Chinese pinyin	<i>Xue Yu</i>	<i>Yin Xue</i>	<i>Hei Xian Xue</i>	<i>Lv Qing Xue</i>	<i>Da Xi Yang Xue</i>	<i>Xi Lin Zhuang Xue</i>	<i>A La Si Jia Xia Xue</i>	<i>Bian Xue</i> ^c	<i>Shui Xue</i> ^c
English name ^a	Cod	Silver cod/ Sablefish ^b	Haddock	Saithe	Atlantic cod	Giant grenadier	Alaska Pollock	Flat cod	Water cod
FishBase/ASFIS valid name	--	<i>Anoplopoma fimbria</i>	<i>Melanogrammus aeglefinus</i>	<i>Pollachius virens</i>	<i>Gadus morhua</i>	<i>Albatrossia pectoralis</i>	<i>Theragra chalcogramma</i>	--	--

^athe Chinese name was literally translated to English by a Chinese native speaker also with the aid of an online translation tool (<https://translate.google.it/>) and then verified consulting the ASFIS list (<http://www.fao.org/fishery/collection/asfis/en>), FishBase (<http://www.fishbase.org/search.php>) and the Latin-Chinese Dictionary of Fish Name (<http://fishdb.sinica.edu.tw/eng/chinesequer1.php>).

^b银鳕 (*Yin Xue*) literally means Silver cod, which in English does not refer to any species. In Chinese *Yin Xue* refers to *A. fimbria* (<http://zh.wikipedia.org/wiki/銀鳕>). The correct English name for this species is Sablefish (<http://www.fishbase.org/summary/ANOPLOPOMA-FIMBRIA.html>).

^c*Bian Xue* (扁鳕) and *Shui Xue* (水鳕) were literally translated by a Chinese native speaker as Flat cod and Water cod and they do not correspond to any species or commercial denomination.

Table 2 Product information (product presentation, product state, geographical origin, product name, denominations in the ingredient list) and comparison with the identification results based on cytochrome *c* oxidase I (COI) of the 34 supermarket samples

Code	Product presentation	Product state	Geographical origin	Product name: Chinese name, pinyin, English translation and additional names ^a	Commercial (Chinese name, pinyin, English translation) or scientific name ^a in the ingredient list	BOLD ID System	BLAST NCBI (Max id.)
SM1	in bulk	fresh	USA (no other specifications)	鳕鱼 <i>Xue Yu</i> Cod	--	<i>Dissostichus eleginoides</i> 100-98.16%	<i>Dissostichus eleginoides</i> 100-99%
SM2	in bulk	fresh	Russia (no other specifications)	扁鳕 <i>Bian Xue</i> Flat cod	--	<i>Macrourus carinatus</i> 100-99.53% <i>Macrourus holotrachys</i> 100-97.98% <i>Macrourus whitsoni</i> 98.44-98.14%	<i>Macrourus carinatus</i> 100-99%
SM3	prepackaged	frozen	Not indicated	鳕鱼 <i>Xue Yu</i> Cod	鳕鱼 <i>Xue Yu</i> Cod	<i>Macrourus carinatus</i> 100-99.53% <i>Macrourus holotrachys</i> 100-97.95% <i>Macrourus whitsoni</i> 98.41-98.1%	<i>Macrourus carinatus</i> 100-99%
SM4	prepackaged	frozen	Country of origin: Russia	鳕鱼 <i>Xue Yu</i> Cod	鳕鱼 <i>Xue Yu</i> Cod	<i>Macrourus carinatus</i> 100-99.52% <i>Macrourus holotrachys</i> 100-97.94% <i>Macrourus whitsoni</i> 98.41-97.94%	<i>Macrourus carinatus</i> 100-99%
SM8	prepackaged	frozen	Country of origin: Alaska	鳕鱼 <i>Xue Yu</i> Cod	比目鱼 <i>Bi Mu Yu</i> Flatfish	<i>Atheresthes stomias</i> 100-99.04% <i>Atheresthes evermanni</i> 98.45% (1 seq.)	<i>Atheresthes stomias</i> 100-99% <i>Atheresthes evermanni</i> 99%
SM9	prepackaged	frozen	Country of origin: Alaska	鳕鱼 <i>Xue Yu</i> Cod	比目鱼 <i>Bi Mu Yu</i> Flatfish	<i>Atheresthes evermanni</i> 99.83% (1 seq.) <i>Atheresthes stomias</i> 98.58-97.76%	<i>Atheresthes evermanni</i> 99% <i>Atheresthes stomias</i> 99-98%
SM10	prepackaged	frozen	Country of origin: USA	银鳕 <i>Yin Xue</i> Silver cod	银鳕 <i>Yin Xue</i> Silver cod	<i>Dissostichus mawsoni</i> 100%	<i>Dissostichus mawsoni</i> 100%
SM11	prepackaged	frozen	Country of origin: France	银鳕 <i>Yin Xue</i> Silver cod	银鳕 <i>Yin Xue</i> Silver cod	<i>Dissostichus mawsoni</i> 100-99.84%	<i>Dissostichus mawsoni</i> 100-99%
SM12	prepackaged	frozen	Country of origin: Russia Capture area: Bering Sea	细鳞壮鳕 <i>Xi Lin Zhuang Xue</i> Giant grenadier <i>Albatrossia pectoralis</i> ^a	细鳞壮鳕 <i>Xi Lin Zhuang Xue</i> Giant grenadier <i>Albatrossia pectoralis</i> ^a	<i>Albatrossia pectoralis</i> 100% <i>Coryphaenoides acrolepis</i> 100-99.38% <i>Coryphaenoides longifilis</i> 99.21% (1 seq.)	<i>Albatrossia pectoralis</i> 100-99% <i>Coryphaenoides acrolepis</i> 100-99% <i>Coryphaenoides longifilis</i> 99% (1 seq.)
SM13	prepackaged	frozen	Country of origin: Russia Capture area: Bering Sea	细鳞壮鳕 <i>Xi Lin Zhuang Xue</i> Giant grenadier <i>Albatrossia pectoralis</i> ^a	细鳞壮鳕 <i>Xi Lin Zhuang Xue</i> Giant grenadier <i>Albatrossia pectoralis</i> ^a	<i>Albatrossia pectoralis</i> 100% <i>Coryphaenoides acrolepis</i> 100-99.38% <i>Coryphaenoides longifilis</i> 99.21% (1 seq.)	<i>Albatrossia pectoralis</i> 100-99% <i>Coryphaenoides acrolepis</i> 100-99% <i>Coryphaenoides longifilis</i> 99% (1 seq.)
SM14	in bulk	frozen	Not indicated	鳕鱼 <i>Xue Yu</i> Cod	--	<i>Coryphaenoides acrolepis</i> 100-99.37% <i>Albatrossia pectoralis</i> 100% <i>Coryphaenoides longifilis</i> 99.21% (1 seq.)	<i>Albatrossia pectoralis</i> 100% <i>Coryphaenoides acrolepis</i> 100-99% <i>Coryphaenoides longifilis</i> 99% (1 seq.)
SM15	in bulk	fresh	Country of origin: Chile	银鳕 <i>Yin Xue</i> Silver cod	--	<i>Dissostichus eleginoides</i> 100-98.79%	<i>Dissostichus eleginoides</i> 100-99%

SM16	in bulk	fresh	Country of origin: Chile	银鳕 <i>Yin Xue</i> Silver cod	--	<i>Dissostichus eleginoides</i> 100-98.8%	<i>Dissostichus eleginoides</i> 100-99%
SM17	in bulk	frozen	Not indicated	鳕鱼 <i>Xue Yu</i> Cod	--	<i>Albatrossia pectoralis</i> 99.84% <i>Coryphaenoides acrolepis</i> 99.84-99.21% <i>Coryphaenoides longifilis</i> 99.04% (1 seq.)	<i>Albatrossia pectoralis</i> 99% <i>Coryphaenoides acrolepis</i> 99% <i>Coryphaenoides longifilis</i> 99% (1 seq.)
SM18	in bulk	frozen	Not indicated	鳕鱼 <i>Xue Yu</i> Cod	--	<i>Albatrossia pectoralis</i> 99.84% <i>Coryphaenoides acrolepis</i> 99.84-99.21% <i>Coryphaenoides longifilis</i> 99.04% (1 seq.)	<i>Albatrossia pectoralis</i> 99% <i>Coryphaenoides acrolepis</i> 99% <i>Coryphaenoides longifilis</i> 99% (1 seq.)
SM19	in bulk	frozen	Not indicated	银鳕 <i>Yin Xue</i> Silver cod	--	<i>Dissostichus eleginoides</i> 100-98.97%	<i>Dissostichus eleginoides</i> 100-99%
SM20	prepackaged	roasted	Not indicated	鳕鱼 <i>Xue Yu</i> Cod	鳕鱼 <i>Xue Yu</i> Cod	<i>Lagocephalus spadiceus</i> 100-93.78% <i>Lagocephalus inermis</i> 100-99.84% <i>Lagocephalus gloveri</i> 100-91.01% <i>Lagocephalus wheeleri</i> 100-91.23%	<i>Lagocephalus wheeleri</i> 100-99% <i>Lagocephalus spadiceus</i> 100-99% <i>Lagocephalus gloveri</i> 99%
SM21	prepackaged	roasted	Not indicated	鳕鱼 <i>Xue Yu</i> Cod	鳕鱼 <i>Xue Yu</i> Cod	<i>Lagocephalus spadiceus</i> 100-93.78% <i>Lagocephalus inermis</i> 100-99.84% <i>Lagocephalus gloveri</i> 100-91.01% <i>Lagocephalus wheeleri</i> 100-91.23%	<i>Lagocephalus wheeleri</i> 100-99% <i>Lagocephalus spadiceus</i> 100-99% <i>Lagocephalus gloveri</i> 99%
SM22	prepackaged	roasted	Not indicated	鳕鱼 <i>Xue Yu</i> Cod	鳕鱼 <i>Xue Yu</i> Cod	no sequences obtained	no sequences obtained
SM23	in bulk	frozen	Not indicated	银鳕 <i>Yin Xue</i> Silver cod	--	<i>Dissostichus eleginoides</i> 100-98.79%	<i>Dissostichus eleginoides</i> 100-99%
SM24	prepackaged	frozen	Country of origin: Norway	绿青鳕 <i>Lv Qing Xue</i> Saithe ^a	绿青鳕 <i>Lv Qing Xue</i> Saithe <i>Pollachius virens</i> ^a	<i>Pollachius virens</i> 100-99.53%	<i>Pollachius virens</i> 100-99%
SM25	prepackaged	frozen	Country of origin: Norway	绿青鳕 <i>Lv Qing Xue</i> Saithe ^a	绿青鳕 <i>Lv Qing Xue</i> Saithe <i>Pollachius virens</i> ^a	<i>Pollachius virens</i> 100-99.67%	<i>Pollachius virens</i> 100-99%
SM26	prepackaged	roasted	Not indicated	鳕鱼 <i>Xue Yu</i> Cod	鳕鱼 <i>Xue Yu</i> Cod	<i>Lagocephalus spadiceus</i> 100-93.78% <i>Lagocephalus inermis</i> 100-99.84% <i>Lagocephalus gloveri</i> 100-91.01% <i>Lagocephalus wheeleri</i> 100-91.23%	<i>Lagocephalus wheeleri</i> 100-99% <i>Lagocephalus spadiceus</i> 100-99% <i>Lagocephalus gloveri</i> 99%
SM27	prepackaged	roasted	Not indicated	鳕鱼 <i>Xue Yu</i> Cod	鳕鱼 <i>Xue Yu</i> Cod	<i>Lagocephalus spadiceus</i> 100-93.78% <i>Lagocephalus inermis</i> 100-99.84% <i>Lagocephalus gloveri</i> 100-91.01% <i>Lagocephalus wheeleri</i> 100-91.23%	<i>Lagocephalus wheeleri</i> 100-99% <i>Lagocephalus spadiceus</i> 100-99% <i>Lagocephalus gloveri</i> 99%
SM28	prepackaged	roasted	Not indicated	鳕鱼 <i>Xue Yu</i> Cod	鳕鱼 <i>Xue Yu</i> Cod	<i>Gadus chalcogrammus</i> ^b 100-99.83%	<i>Gadus chalcogrammus</i> ^b 100-99%
SM29	in bulk	frozen	Country of origin: Malaysia	银鳕 <i>Yin Xue</i> Silver cod	--	<i>Dissostichus mawsoni</i> 100-99.84%	<i>Dissostichus mawsoni</i> 100-99%

SM30	prepackaged	roasted	Not indicated	鳕鱼 <i>Xue Yu</i> Cod	鳕鱼 <i>Xue Yu</i> Cod <i>Plecoglossus altivelis</i> ^a	<i>Lagocephalus spadiceus</i> 100-93.78% <i>Lagocephalus inermis</i> 100-99.84% <i>Lagocephalus gloveri</i> 100-91.01% <i>Lagocephalus wheeleri</i> 100-91.23%	<i>Lagocephalus wheeleri</i> 100-99% <i>Lagocephalus spadiceus</i> 100-99% <i>Lagocephalus gloveri</i> 99%
SM31	prepackaged	roasted	Not indicated	鳕鱼 <i>Xue Yu</i> Cod	鳕鱼 <i>Xue Yu</i> Cod <i>Plecoglossus altivelis</i> ^a	<i>Lagocephalus spadiceus</i> 100-93.78% <i>Lagocephalus inermis</i> 100-99.84% <i>Lagocephalus gloveri</i> 100-91.01% <i>Lagocephalus wheeleri</i> 100-91.23%	<i>Lagocephalus wheeleri</i> 100-99% <i>Lagocephalus spadiceus</i> 100-99% <i>Lagocephalus gloveri</i> 99%
SM32	prepackaged	roasted	Not indicated	鳕鱼 <i>Xue Yu</i> Cod	鳕鱼 <i>Xue Yu</i> Cod	<i>Lagocephalus spadiceus</i> 100-93.78% <i>Lagocephalus inermis</i> 100-99.84% <i>Lagocephalus gloveri</i> 100-91.01% <i>Lagocephalus wheeleri</i> 100-91.23%	<i>Lagocephalus wheeleri</i> 100-99% <i>Lagocephalus spadiceus</i> 100-99% <i>Lagocephalus gloveri</i> 99%
SM33	prepackaged	roasted	Not indicated	鳕鱼 <i>Xue Yu</i> Cod	鳕鱼 <i>Xue Yu</i> Cod	<i>Lagocephalus spadiceus</i> 100-93.43% <i>Lagocephalus inermis</i> 100-99.83% <i>Lagocephalus gloveri</i> 100-90.91% <i>Lagocephalus wheeleri</i> 100-91.08%	<i>Lagocephalus wheeleri</i> 100-99% <i>Lagocephalus spadiceus</i> 100-99% <i>Lagocephalus gloveri</i> 99%
SM34	prepackaged	roasted	Not indicated	鳕鱼 <i>Xue Yu</i> Cod	鳕鱼 <i>Xue Yu</i> Cod	<i>Gadus chalcogrammus</i> ^b 100-99.65%	<i>Gadus chalcogrammus</i> ^b 100-99%
SM35	prepackaged	roasted	Not indicated	鳕鱼 <i>Xue Yu</i> Cod	鳕鱼 <i>Xue Yu</i> Cod	<i>Lagocephalus wheeleri</i> 100-99.53% <i>Lagocephalus cf. spadiceus</i> 99.84% <i>Lagocephalus gloveri</i> 99.68% <i>Lagocephalus spadiceus</i> 99.68-93.46% <i>Lagocephalus inermis</i> 99.51%	<i>Lagocephalus wheeleri</i> 100-99% <i>Lagocephalus spadiceus</i> 99% <i>Lagocephalus gloveri</i> 99%
SM36	prepackaged	frozen	Not indicated	鳕鱼 <i>Xue Yu</i> Cod Pollock ^a	水鳕 <i>Shui Xue</i> Water cod	<i>Gadus chalcogrammus</i> ^b 99.79-99.17%	<i>Gadus chalcogrammus</i> ^b 99%
SM37	prepackaged	roasted	Not indicated	鳕鱼 <i>Xue Yu</i> Cod	鳕鱼 <i>Xue Yu</i> Cod	<i>Coryphaenoides acrolepis</i> 100-99.37% <i>Albatrossia pectoralis</i> 100% <i>Coryphaenoides longifilis</i> 99.21% (1 seq.)	<i>Albatrossia pectoralis</i> 100-99% <i>Coryphaenoides acrolepis</i> 100-99% <i>Coryphaenoides longifilis</i> 99% (1 seq.)

In grey are the products mislabeled according to the most stringent definition of the term Cod, which has been considered not corresponding to any species (see Section 3.3.1)

^ain some cases an English or a Latin name was additionally declared

^bvalid name *Theragra chalcogramma*

Table 3 Product information (product presentation, product state, geographical origin, product name, denominations in the webpage and on the received product) and comparison with the identification results based on cytochrome *c* oxidase I (COI) of the 18 online samples

Code	Product presentation	Product state	Geographical origin	Product name: Chinese name, pinyin, English translation	Commercial (Chinese name, pinyin, English translation) and Scientific name ^a in the webpage description	Product name (Chinese name, pinyin, English translation) and additional names ^a on the received product	BOLD ID System	BLAST NCBI (Max id.)
ON1	in bulk	frozen	Area of origin: Chile Captured in Alaska/Chile ^c	鳕鱼 <i>Xue Yu</i> Cod	鳕鱼 <i>Xue Yu</i> Cod	No label	No match	<i>Reinhardtius hippoglossoides</i> 96% <i>Photostomias guernei</i> 96%
ON2	prepackaged	frozen	Area of origin:Antartic	银鳕 <i>Yin Xue</i> Silver cod	南极银鳕 <i>Nan Ji Yin Xue</i> Antartic cod	银鳕 <i>Yin Xue</i> Silver Cod Tooth fish ^a	<i>Dissostichus eleginoides</i> 100-98.8%	<i>Dissostichus eleginoides</i> 100-99%
ON3	in bulk	frozen	France	银鳕 <i>Yin Xue</i> Silver cod	银鳕 <i>Yin Xue</i> Silver cod <i>Anoplopoma fimbria</i> ^a	银鳕 <i>Yin Xue</i> Silver cod	<i>Dissostichus eleginoides</i> 100-98.79%	<i>Dissostichus eleginoides</i> 100-99%
ON4	prepackaged	frozen	Capture area: North Pacific Ocean	阿拉斯加鳕鱼 <i>A La Si Jia Xue Yu</i> Alaska pollock	阿拉斯加鳕鱼 <i>A La Si Jia Xue Yu</i> Alaska pollock	阿拉斯加鳕鱼 <i>A La Si Jia Xue Yu</i> Alaska pollock	<i>Gadus chalcogrammus</i> ^b 100-99.8%	<i>Gadus chalcogrammus</i> ^b 100-99%
ON5	in bulk	frozen	Area of origin: Chile Captured in Alaska/Chile ^c	鳕鱼 <i>Xue Yu</i> Cod	鳕鱼 <i>Xue Yu</i> Cod	No label	No match	<i>Reinhardtius hippoglossoides</i> 96% <i>Photostomias guernei</i> 96%
ON6	in bulk	frozen	Captured in Chile/Alaska ^c	鳕鱼 <i>Xue Yu</i> Cod	鳕鱼 <i>Xue Yu</i> Cod	No label	<i>Reinhardtius hippoglossoides</i> 100-99.36%	<i>Reinhardtius hippoglossoides</i> 99%
ON7	prepackaged	frozen	Capture area: North Atlantic	大西洋鳕鱼 <i>Da Xi Yang Xue Yu</i> Atlantic cod	大西洋鳕鱼 <i>Da Xi Yang Xue Yu</i> Atlantic cod	大西洋鳕鱼 <i>Da Xi Yang Xue Yu</i> Atlantic cod	<i>Gadus morhua</i> 100-99.33% <i>Gadus chalcogrammus</i> ^b 98.63-98.48%	<i>Gadus morhua</i> 99%
ON8	in bulk	frozen	Area of origin: Alaska	鳕鱼 <i>Xue Yu</i> Cod	鳕鱼 <i>Xue Yu</i> Cod	No label	<i>Reinhardtius hippoglossoides</i> 100-99.36%	<i>Reinhardtius hippoglossoides</i> 100-99%
ON9	prepackaged	frozen	Area of origin: Norway	黑线鳕 <i>Hei Xian Xue</i> Haddock	黑线鳕 <i>Hei Xian Xue</i> Haddock	黑线鳕 <i>Hei Xian Xue</i> Haddock	<i>Melanogrammus aeglefinus</i> 99.84-99.37%	<i>Melanogrammus aeglefinus</i> 99%
ON10	in bulk	frozen	Area of origin: Russia	水鳕 <i>Shui Xue</i> Water cod	鳕鱼 <i>Xue Yu</i> Cod	No label	<i>Coryphaenoides acrolepis</i> 100-99.37% <i>Albatrossia pectoralis</i> 100% <i>Coryphaenoides longifilis</i> 99.2% (1 seq.)	<i>Albatrossia pectoralis</i> 99% <i>Coryphaenoides acrolepis</i> 99% <i>Coryphaenoides longifilis</i> 99% (1 seq.)

ON11	in bulk	frozen	Area of origin: France Captured in Antartic/North Atlantic ^c	银鳕 <i>Yin Xue</i> Silver cod	银鳕 <i>Yin Xue</i> Silver cod	No label	<i>Dissostichus eleginoides</i> 100-98.96%	<i>Dissostichus eleginoides</i> 100-99%
ON12	in bulk	frozen	Area of origin: France	银鳕 <i>Yin Xue</i> Silver cod	银鳕 <i>Yin Xue</i> Silver cod <i>Dissostichus eleginoides</i> ^a	银鳕 <i>Yin Xue</i> Silver cod	<i>Dissostichus eleginoides</i> 100-98.96%	<i>Dissostichus eleginoides</i> 100-99%
ON13	prepackaged	frozen	Area of origin: Russia	鳕鱼 <i>Xue Yu</i> Cod	鳕鱼 <i>Xue Yu</i> Cod	鳕鱼 <i>Xue Yu</i> Cod	<i>Coryphaenoides acrolepis</i> 100-99.37% <i>Albatrossia pectoralis</i> 100% <i>Coryphaenoides longifilis</i> 99.2% (1 seq.)	<i>Albatrossia pectoralis</i> 99% <i>Coryphaenoides acrolepis</i> 99% <i>Coryphaenoides longifilis</i> 99% (1 seq.)
ON14	in bulk	frozen	Captured in Atlantic	鳕鱼 <i>Xue Yu</i> Cod	鳕鱼 <i>Xue Yu</i> Cod	鳕鱼 <i>Xue Yu</i> Cod	<i>Coryphaenoides acrolepis</i> 100-99.37% <i>Albatrossia pectoralis</i> 100% <i>Coryphaenoides longifilis</i> 99.2% (1 seq.)	<i>Albatrossia pectoralis</i> 99% <i>Coryphaenoides acrolepis</i> 99% <i>Coryphaenoides longifilis</i> 99% (1 seq.)
ON15	in bulk	frozen	Area of origin: Canda Captured in Norh Atlantic	鳕鱼 <i>Xue Yu</i> Cod	鳕鱼 <i>Xue Yu</i> Cod	No label	No match	<i>Reinhardtius hippoglossoides</i> 96% <i>Photostomias guernei</i> 96%
ON16	in bulk	frozen	Area of origin: Norway Captured in North Atlantic	鳕鱼 <i>Xue Yu</i> Cod	鳕鱼 <i>Xue Yu</i> Cod	鳕鱼 <i>Xue Yu</i> Cod	<i>Atheresthes stomias</i> 99.84-98.88%	<i>Atheresthes stomias</i> 99%
ON17	prepackaged	frozen	Captured in FAO61 FAO27	鳕鱼 <i>Xue Yu</i> Cod	鳕鱼 <i>Xue Yu</i> Cod <i>Gadus macrocephalus-</i> <i>Gadus morhua</i> ^a	鳕鱼 <i>Xue Yu</i> Cod	<i>Gadus morhua</i> 100-99.35% <i>Gadus chalcogrammus</i> ^b 98.51%	<i>Gadus morhua</i> 100-99%
ON18	prepackaged	frozen	Captured in North Atlantic Ocean	鳕鱼 <i>Xue Yu</i> Cod	大西洋鳕鱼 <i>Da Xi Yang Xue Yu</i> Atlantic Cod	大西洋鳕鱼 <i>Da Xi Yang Xue Yu</i> Atlantic Cod Atlantic Cod ^a	<i>Gadus morhua</i> 100-99.34% <i>Gadus chalcogrammus</i> ^b 98.65-98.51%	<i>Gadus morhua</i> 100-99%

In grey are the products mislabeled according to the most stringent definition of the term Cod, which has been considered not corresponding to any species (see Section 3.3.1)

^ain some cases an English or a Latin name was additionally declared

^bvalid name *Theragra chalcogramma*

^cinconsistencies about the declared capture area

Table 4 Summarized results of the comparison between label information and molecular results

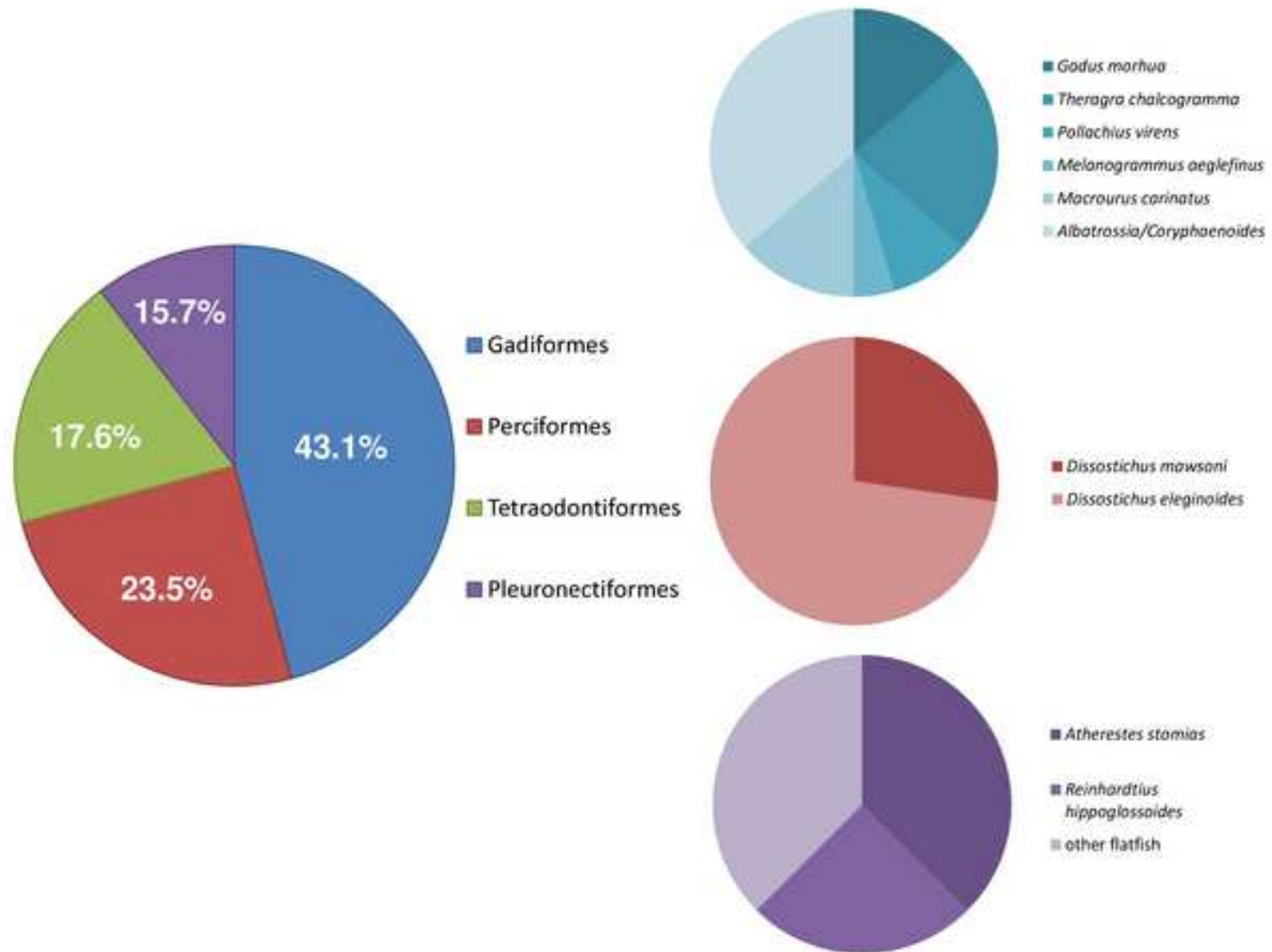
Chinese name Pinyin English name	Molecular identity	Number of samples			Mislabeling		
		Total	Supermarket	Online market	Cod = Gadiformes	Cod = <i>Gadus</i> spp.	Cod not referable to any specific species
鳕鱼 <i>Xue Yu</i> Cod	<i>Gadus morhua</i>	2	0	2	V	V	X
	<i>Theragra chalcogramma</i>	3	3	0	V	X	X
	<i>Macrourus carinatus</i>	2	2	0	V	X	X
	<i>Coryphaenoides</i> sp. <i>Albatrossia pectoralis</i>	6	4	2	V	X	X
	<i>Dissostichus eleginoides</i>	1	1	0	X	X	X
	<i>Atheresthes stomias</i>	3	2	1	X	X	X
	<i>Reinhardtius hippoglossoides</i>	2	0	2	X	X	X
	Unidentified flatfish	3	0	3	X	X	X
	<i>Lagocephalus</i> sp.	9	9	0	X	X	X
银鳕 <i>Yin Xue</i> Silver cod	<i>Dissostichus mawsoni</i>	3	3	0	X		
	<i>Dissostichus eleginoides</i>	8	4	4	X		
细鳞壮鳕 <i>Xi Lin Zhuang Xue</i> Giant grenadier	<i>Albatrossia pectoralis</i> <i>Coryphaenoides</i> sp.	2	2	0	V		
绿青鳕 <i>Lv Qing Xue</i> Saithe	<i>Pollachius virens</i>	2	2	0	V		
扁鳕 <i>Bian Xue</i> Flat cod	<i>Macrourus carinatus</i>	1	1	0	X		
水鳕 <i>Shui Xue</i> Water cod	<i>Theragra chalcogramma</i>	1	0	1	X		
阿拉斯加狭鳕 <i>A La Si Jia Xia Xue</i> Alaska Pollock	<i>Theragra chalcogramma</i>	1	0	1	V		
大西洋鳕 <i>Da Xi Yang Xue</i> Atlantic cod	<i>Gadus morhua</i>	1	0	1	V		

黑线鳕 <i>Hei Xian Xue</i> Haddock	<i>Melanogrammus aeglefinus</i>	1	0	1	V
---------------------------------------	---------------------------------	---	---	---	---

Mislabeled products are highlighted in grey and indicated with a X, while correctly labeled products are indicated with a V

Figure

[Click here to download high resolution image](#)



Figure

[Click here to download high resolution image](#)

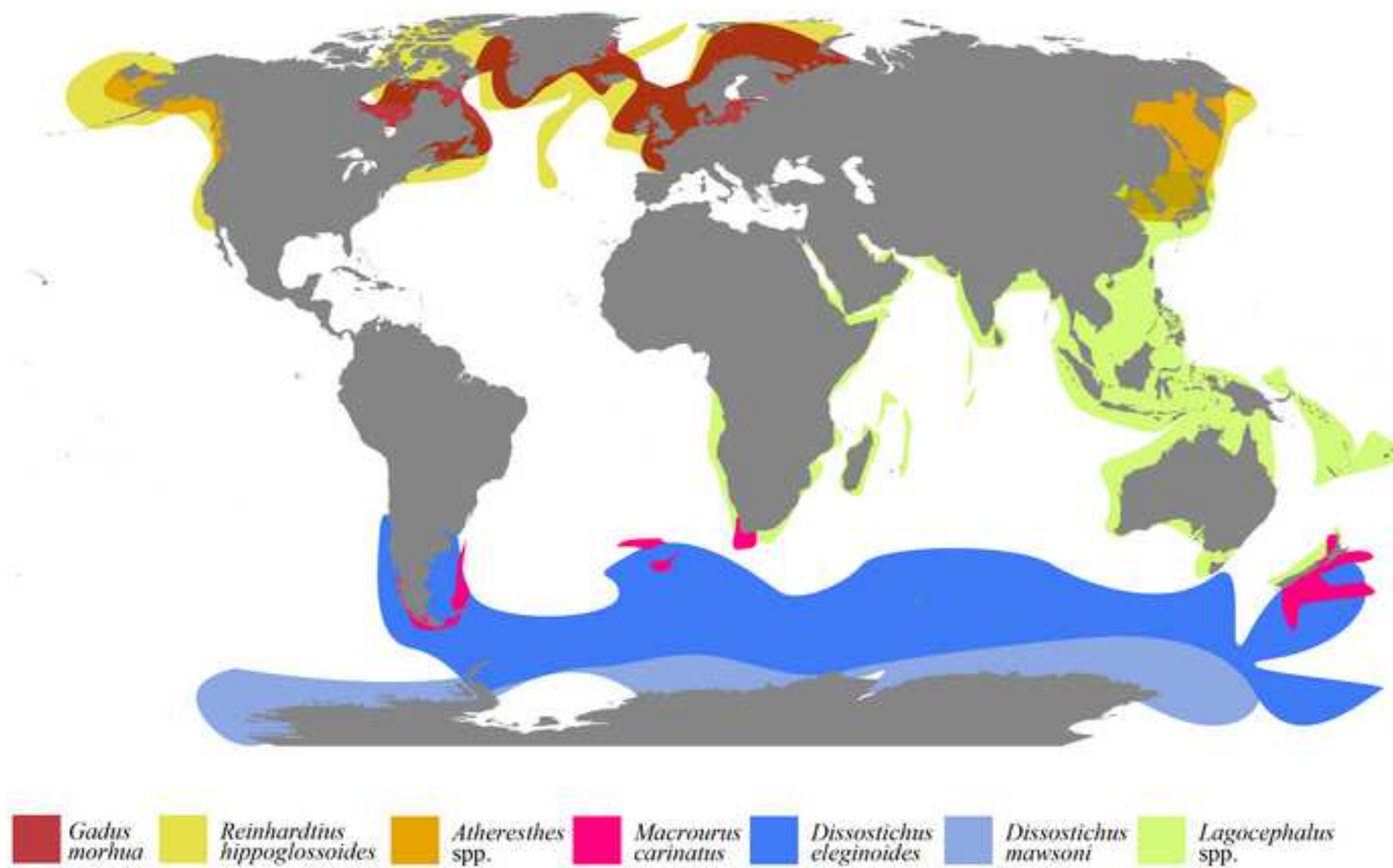


Table 1SM Studies on mislabeling of cod products

Reference	Sampling area	Analytical method	Product name	Sample number	Species found (n, if available)	Mislabel %
Helyar et al., 2014	United Kingdom	DNA barcoding (COI FDB)	Whitefish processed products	386	<i>Gadus macrocephalus</i> <i>Gadus morhua</i> <i>Melanogrammus aeglefinus</i> <i>Theragra chalcogramma</i> <i>Pangasius hypophthalmus</i> <i>Merluccius paradoxus</i> <i>Micromesistius poutassou</i>	5.66%
Oceana, 2014	Copenhagen	DNA barcoding (COI FDB)	Cod	120	<i>Melanogrammus aeglefinus</i> <i>Pollachius virens</i>	18%
Mariani et al., 2014	Ireland	DNA barcoding (COI FDB)	Cod	24 ^a	<i>Gadus morhua</i> (14) <i>Pollachius virens</i> (9) <i>Melanogrammus aeglefinus</i> (1)	42%
Shen et al., 2014	China	DNA barcoding (COI 821bp)	Roasted cod fillet	7	<i>Lagocephalus lunaris</i> (7)	100%
Di Pinto et al., 2013	Italy	DNA barcoding (COI FDB)	“Baccalà” ^b	70 dried salted cod fillets	<i>Gadus macrocephalus</i> <i>Gadus morhua</i> <i>Pollachius virens</i> <i>Brosme brosme</i>	30%
				40 battered cod chunks	<i>Pollachius virens</i> <i>Brosme brosme</i>	100%
Li et al., 2013	China	DNA barcoding (COI FDB)	Roasted cod fillets	7	<i>Liparis tanakai</i> (4) <i>Saurida sp.1</i> (1) <i>Lagocephalus lunaris</i> (3)	100%
			Frozen Cod fillet	7	<i>Theragra chalcogramma</i> (5) <i>Pollachius virens</i> (1) <i>Dissostichus eleginoides</i> (1)	14.3%
			Frozen sablefish fillet	1	<i>Dissostichus eleginoides</i>	100%
			Frozen Alaska pollock fillet	1	<i>Theragra chalcogrammus</i>	0%
			Frozen Greenland cod fillet	1	<i>Gadus morhua</i>	0%
Warner et al., 2013	USA	DNA barcoding (COI FDB)	Atlantic cod/scrod cod	116	<i>Gadus morhua</i> <i>Gadus macrocephalus</i> (11) <i>Hippoglossus stenolepis</i> (Pacific Halibut) (1) <i>Sciaenops ocellatus</i> (Red drum) (1) <i>Urophycis tenuis</i> (White hake)(1)	28%
			Pacific cod		<i>Gadus macrocephalus</i> <i>Gadus morhua</i> (4) <i>Striped pangasius</i> (<i>Pangasius hypophthalmus</i>)(1)	

					Yelloweye rockfish (<i>Sebastes ruberrimus</i>) (1) Threadfin slickhead (<i>Talismania bifurcata</i>) (1) Tilapia (<i>Oreochromis niloticus</i>)(1) Redbanded rockfish (<i>Sebastes babcocki</i>)(1) Olive rockfish (<i>Sebastes serranoides</i>)(1) Chilipepper rockfish (<i>Sebastes goodei</i>)(1) Madai (<i>Opistognathus hopkinsi</i>)(1) Striped pangasius (<i>Pangasius hypophthalmus</i>)(2)	
			Rock cod			
Hwang et al., 2012	Taiwan	Direct sequencing (Cytb 452bp) and PCR-RFLP	Cod steaks	41	<i>Gadus macrocephalus</i> (21) <i>Gadus morhua</i> (7) <i>Ruvettus pretiosus</i> (7) <i>Reinhardtius hipoglossoides</i> (6)	32%
Miller and Mariani, 2010	Ireland	DNA barcoding (COI FDB)	cod	131	<i>Pollachius virens</i> <i>Pollachius pollachius</i> <i>Argentina silus</i> <i>Melanogrammus aeglefinus</i> <i>Merlangius merlangius</i> <i>Gadus morhua</i>	28.2%
Ling et al., 2008	Hong Kong	PCR-sequencing (COI, Cytb, 16S, 12S)	Cod fish	2	<i>Ruvettus pretiosus</i> (2)	67%
			Canada cod fish	1	<i>Ruvettus pretiosus</i>	
			Canada silver cod	1	<i>Ruvettus pretiosus</i>	
			Codfish (Oilfish, <i>Ruvettus pretiosus</i>)	1	<i>Ruvettus pretiosus</i>	
			White cod fish	1	<i>Ruvettus pretiosus</i>	
			Yellow cod fish	1	<i>Ruvettus pretiosus</i>	
			Canada black cod	3	<i>Anoplopoma fimbria</i> (3)	
			Siver cod fish	2	<i>Reinhardtius hipoglossoides</i> (1) <i>Gadus morhua</i> (1)	

^aThe number is referred to the samples purchased in “fish and chips” shops. Other 42 samples purchased in supermarkets were correctly labeled (according to the denomination “cod”), but no specific data are reported.

^bAccording to the Decree of the Italian Ministry of Agricultural, Food and Forestry Policies (MiPAAF) dated 31 January 2008, baccalà can be obtained exclusively from *G. macrocephalus* (Pacific cod) and *G. morhua* (Atlantic cod)

References

- Di Pinto, A., Di Pinto, P., Terio, V., Bozzo, G., Bonerba, E., Ceci, E., & Tantillo, G. (2013). DNA barcoding for detecting market substitution in salted cod fillets and battered cod chunks. *Food Chemistry*, 141(3), 1757-1762.
- Helyar, S. J., Lloyd, H. A. D., de Bruyn, M., Leake, J., Bennett, N., & Carvalho, G. R. (2014). Fish product mislabelling: failings of traceability in the production chain and implications for illegal, unreported and unregulated (IUU) fishing. *PLoS ONE* 9(6): e98691. doi:10.1371/journal.pone.0098691

- Hwang, C.C., Lin, C.M., Huang, C.Y., Huang, Y.L., Kang, F.C., Hwang, D.F., & Tsai, Y.H. (2012). Chemical characterisation, biogenic amines contents, and identification of fish species in cod and escolar steaks, and salted escolar roe products. *Food Control*, 25(1), 415-420.
- Li, X., Wang, L., Zhao, F., Ma, L., Sun, Y., Zhou, D. (2013). Application of DNA Barcoding to Identify Commercial Fish and Fish Products. *Food Science*, 34(18), 337-342. [in Chinese]
- Ling, K.H., Cheung, C.W., Cheng, S.W., Cheng, L., Li, S.L., Nichols, P.D., ... & But, P.P.H. (2008). Rapid detection of oilfish and escolar in fish steaks: A tool to prevent keriorrhea episodes. *Food Chemistry*, 110(2), 538-546.
- Mariani, S., Ellis, J., O'Reilly, A., Bréchon, A.L., Sacchi, C., & Miller, D.D. (2014). Mass media influence and the regulation of illegal practices in the seafood market. *Conservation Letters*, 7(5), 478-483.
- Miller, D.D., & Mariani, S. (2010). Smoke, mirrors, and mislabeled cod: poor transparency in the European seafood industry. *Frontiers in Ecology and the Environment*, 8(10), 517-521.
- Oceana 2014 <http://www.seafoodsource.com/news/foodservice-retail/26909-oceana-study-claims-danish-cod-mislabeled>
- Shen, Q., Jiang, T., Li, N., Wang, J., Han, C., Zhang, J., Xu, J., Zhang, D., & Li, F. (2014). Study on tetrodotoxin detection and toxic puffer fish identification of roasted fish fillet at the retail in Beijing and Qingdao. *Journal of Hygiene Research*, 43(6), 944-952. [in Chinese].
- Warner, K., Timme, W., Lowell, B., & Hirshfield, M. (2013). Oceana Study Reveals Seafood Fraud Nationwide. (Available at: http://oceana.org/sites/default/files/reports/National_Seafood_Fraud_Testing_Results_FINAL.pdf Accessed 22 April 2015).