

Search for Higgs boson decays to a Z boson and a photon in proton-proton collisions at $\sqrt{s} = 13$ TeV



The CMS collaboration

E-mail: cms-publication-committee-chair@cern.ch

ABSTRACT: Results are presented from a search for the Higgs boson decay $H \rightarrow Z\gamma$, where $Z \rightarrow \ell^+\ell^-$ with $\ell = e$ or μ . The search is performed using a sample of proton-proton (pp) collision data at a center-of-mass energy of 13 TeV, recorded by the CMS experiment at the LHC, corresponding to an integrated luminosity of 138 fb^{-1} . Events are assigned to mutually exclusive categories, which exploit differences in both event topology and kinematics of distinct Higgs production mechanisms to enhance signal sensitivity. The signal strength μ , defined as the product of the cross section and the branching fraction $[\sigma(\text{pp} \rightarrow H)\mathcal{B}(H \rightarrow Z\gamma)]$ relative to the standard model prediction, is extracted from a simultaneous fit to the $\ell^+\ell^-\gamma$ invariant mass distributions in all categories and is measured to be $\mu = 2.4 \pm 0.9$ for a Higgs boson mass of 125.38 GeV. The statistical significance of the observed excess of events is 2.7 standard deviations. This measurement corresponds to $\sigma(\text{pp} \rightarrow H)\mathcal{B}(H \rightarrow Z\gamma) = 0.21 \pm 0.08 \text{ pb}$. The observed (expected) upper limit at 95% confidence level on μ is 4.1 (1.8), where the expected limit is calculated under the background-only hypothesis. The ratio of branching fractions $\mathcal{B}(H \rightarrow Z\gamma)/\mathcal{B}(H \rightarrow \gamma\gamma)$ is measured to be $1.5_{-0.6}^{+0.7}$, which agrees with the standard model prediction of 0.69 ± 0.04 at the 1.5 standard deviation level.

KEYWORDS: Beyond Standard Model, Hadron-Hadron Scattering , Higgs Physics

ARXIV EPRINT: [2204.12945](https://arxiv.org/abs/2204.12945)

Contents

1	Introduction	1
2	The CMS detector	3
3	Event reconstruction	4
4	Data and simulated samples	5
5	Event selection	6
6	Event categorization	8
7	Statistical procedure	11
8	Systematic uncertainties	15
9	Results	16
10	Summary	20
	The CMS collaboration	28

1 Introduction

Since the discovery of the Higgs boson [1–3] at the LHC, an extensive program of measurements [4] has been undertaken to determine its properties and couplings to different types of particles and to assess whether these properties are consistent with those predicted by the standard model (SM). With the successful running of the LHC, large data samples of proton-proton (pp) collisions at $\sqrt{s} = 13$ TeV have been accumulated, increasing the sensitivity to Higgs boson decays with small branching fractions. Such decays also provide probes for possible contributions arising from physics beyond the SM (BSM) and include the process $H \rightarrow Z\gamma$ [5–15].

Figure 1 shows Feynman diagrams for the key SM contributions to the $H \rightarrow Z\gamma$ decay process. Experimentally, the final state resulting from $Z \rightarrow \ell^+\ell^-$ ($\ell = e$ or μ) is the most accessible, since the leptons are highly distinctive, well-measured, and provide a means to trigger the recording of the events. In the SM, the expected branching fraction for $H \rightarrow Z\gamma$ is $\mathcal{B}(H \rightarrow Z\gamma) = (1.57 \pm 0.09) \times 10^{-3}$, assuming a Higgs boson mass of $m_H = 125.38 \pm 0.14$ GeV, taken from the most recent CMS Higgs boson mass measurement [16]. While this branching fraction is comparable to $\mathcal{B}(H \rightarrow \gamma\gamma) = (2.27 \pm 0.04) \times 10^{-3}$ [17, 18], the $Z \rightarrow \ell^+\ell^-$ branching fraction reduces the relative predicted signal yield. The ratio

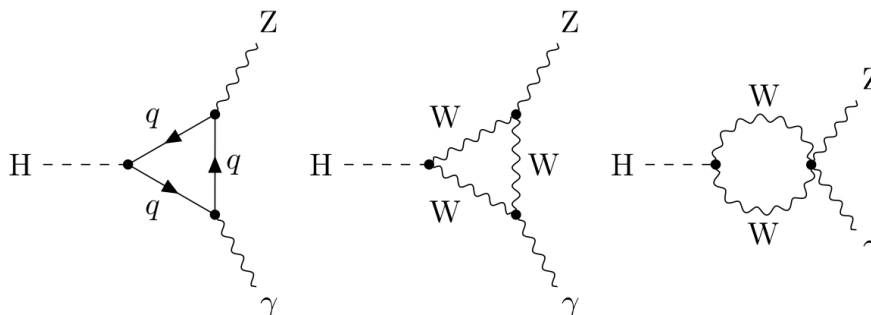


Figure 1. Feynman diagrams for $H \rightarrow Z\gamma$ decay.

$\mathcal{B}(H \rightarrow Z\gamma)/\mathcal{B}(H \rightarrow \gamma\gamma) = 0.69 \pm 0.04$ is potentially sensitive to BSM physics, such as supersymmetry and extended Higgs sectors [19–24]. The effects from these models can shift the $H \rightarrow Z\gamma$ and $H \rightarrow \gamma\gamma$ branching fractions by different amounts, making the ratio a sensitive observable. The impact on the ratio can be $\mathcal{O}(10\%)$, depending on the model. The $H \rightarrow Z\gamma$ branching fraction is sensitive to a potential anomalous trilinear Higgs self-coupling [10], and a precise measurement of the branching fraction could help to test the SM prediction for this fundamental quantity.

The ATLAS and CMS Collaborations have performed searches for the decay $H \rightarrow Z\gamma \rightarrow \ell^+\ell^-\gamma$ [25–28] at $\sqrt{s} = 7, 8,$ and 13 TeV in the $e^+e^-\gamma$ and $\mu^+\mu^-\gamma$ final states. The most stringent bound has been set by the ATLAS Collaboration using a data sample at $\sqrt{s} = 13$ TeV with an integrated luminosity of 139 fb^{-1} [28]. The observed (expected) upper limit at 95% confidence level (CL) on $\sigma(\text{pp} \rightarrow H)\mathcal{B}(H \rightarrow Z\gamma)$ relative to the SM is 3.6 (2.6), assuming $m_H = 125.09$ GeV. The region with lower dilepton invariant mass ($m_{\ell^+\ell^-}$) has also been explored. The ATLAS experiment has reported evidence for the decay $H \rightarrow \ell^+\ell^-\gamma$ with $m_{\ell^+\ell^-} < 30$ GeV using both dilepton channels [29]. The CMS Collaboration has also searched for the $H \rightarrow \ell^+\ell^-\gamma$ process with $m_{\ell^+\ell^-} < 50$ GeV in the dimuon channel at $\sqrt{s} = 8$ TeV [30] and 13 TeV [27].

This paper describes a search for the decay $H \rightarrow Z\gamma$, where $Z \rightarrow \ell^+\ell^-$. The data sample corresponds to an integrated luminosity of 138 fb^{-1} of pp collisions at $\sqrt{s} = 13$ TeV accumulated between 2016 and 2018. The region at small dilepton invariant mass, $m_{\ell^+\ell^-} < 50$ GeV, is excluded from the analysis. This region contains a contribution from an additional process, $H \rightarrow \gamma^*\gamma \rightarrow \ell^+\ell^-\gamma$ [7]. The sensitivity of the analysis is enhanced by searching for Higgs boson production in a variety of mechanisms, including gluon-gluon fusion (ggH); vector boson fusion (VBF); and the associated production of a Higgs boson with either a weak vector boson (VH, where $V = Z$ or W) or a top quark pair ($t\bar{t}H$). The dominant backgrounds arise from Drell–Yan production in association with an initial-state photon ($Z/\gamma^* + \gamma$) and Drell–Yan production in association with jets, where a jet or additional lepton is misidentified as a photon ($Z/\gamma^* + \text{jets}$). After using a set of discriminating variables to suppress background in the different production mechanisms, the signal is identified as a narrow resonant peak around m_H in the distribution of the $\ell^+\ell^-\gamma$ invariant mass ($m_{\ell^+\ell^-\gamma}$).

The data sample is divided into mutually exclusive categories according to (i) the presence of an additional lepton produced by $Z(\rightarrow \ell^+\ell^-)$ or $W(\rightarrow \ell\nu)$ decay, indicating the possible associated production of a Higgs boson with a W or Z boson, or $t\bar{t}H$ production with a leptonic top quark decay; (ii) the value of a multivariate analysis (MVA) discriminant characterizing the kinematic properties of a dijet system together with the $\ell^+\ell^-\gamma$ candidate, indicating possible VBF production; and (iii) the value of an MVA discriminant characterizing the kinematic properties of the $\ell^+\ell^-\gamma$ system. A simultaneous maximum likelihood fit is performed to the $m_{\ell^+\ell^-\gamma}$ distribution in each category. Tabulated results are provided in the HEPData record for this analysis [31].

This paper is organized as follows. The CMS detector and event reconstruction are described in sections 2 and 3, respectively, and the data and simulated event samples are described in section 4. Section 5 outlines the event selection, and section 6 discusses the event categorization using the MVA discriminants described above. The statistical procedure, including the modeling of signal and background shapes in the $m_{\ell^+\ell^-\gamma}$ distributions, is presented in section 7. Systematic uncertainties are discussed in section 8. The final results obtained from the fits are discussed in section 9, followed by a summary in section 10.

2 The CMS detector

The CMS apparatus [32] is a multipurpose, nearly hermetic detector, designed to trigger on [33, 34] and identify electrons, muons, photons, and (charged and neutral) hadrons [35–38]. The central feature of the CMS apparatus is a superconducting solenoid of 6 m internal diameter, providing a magnetic field of 3.8 T. Within the solenoid volume are a silicon pixel and strip tracker, a lead tungstate crystal electromagnetic calorimeter (ECAL), and a brass and scintillator hadron calorimeter (HCAL), each composed of a barrel and two endcap sections. The ECAL consists of 75 848 lead tungstate crystals, which provide coverage in pseudorapidity $|\eta| < 1.48$ in a barrel region (EB) and $1.48 < |\eta| < 3.0$ in two endcap regions (EE). Preshower detectors consisting of two planes of silicon sensors interleaved with a total of 3 radiation lengths of lead are located in front of each EE detector. Forward calorimeters extend the pseudorapidity coverage provided by the barrel and endcap detectors. Muons are measured in the pseudorapidity range $|\eta| < 2.4$ by gas-ionization detectors embedded in the steel flux-return yoke outside the solenoid. These detectors are arranged in planes made using three technologies: drift tubes, cathode strip chambers, and resistive plate chambers. A more detailed description of the CMS detector, together with a definition of the coordinate system used and the relevant kinematic variables, can be found in ref. [32].

Events of interest are selected using a two-tiered trigger system. The first level (L1), composed of custom hardware processors, uses information from the calorimeters and muon detectors to select events at a rate of around 100 kHz within a fixed latency of about $4\ \mu\text{s}$ [33]. The second level, known as the high-level trigger, consists of a farm of processors running a version of the full event reconstruction software optimized for fast processing, and reduces the event rate to around 1 kHz before data storage [34].

3 Event reconstruction

The candidate vertex with the largest value of summed squared physics-object transverse momentum (p_T) is taken to be the primary pp interaction vertex. The physics objects used in the calculation of this quantity are (i) jets, clustered using the jet finding algorithm [39, 40], with the tracks assigned to candidate vertices as inputs, and (ii) the associated missing p_T , taken as the negative vector sum of the p_T of those jets.

The global event reconstruction (also called particle-flow (PF) event reconstruction [41]) aims to reconstruct and identify each individual particle in an event, with an optimized combination of all subdetector information. In this process, the identification of the particle type (photon, electron, muon, charged hadron, neutral hadron) plays an important role in the determination of the particle direction and energy. Photons are identified as ECAL energy clusters not linked to the extrapolation of any charged particle trajectory to the ECAL. Electrons are identified as a primary charged particle track and potentially multiple ECAL energy clusters, which correspond to the extrapolation of this track to the ECAL and to possible bremsstrahlung photons emitted along the way through the tracker material. Muons are identified as tracks in the central tracker consistent with either a track or several hits in the muon system, and associated with calorimeter deposits compatible with the muon hypothesis. Charged hadrons are identified as charged particle tracks that are neither identified as electrons nor as muons. Finally, neutral hadrons are identified as HCAL energy clusters not linked to any charged hadron trajectory, or as a combined ECAL and HCAL energy excess with respect to the expected charged hadron energy deposit.

For this analysis, the detector performance for photons, electrons, and muons is critical, because the energy and momentum resolutions for these particles determine the resolution of the Higgs boson signal peak in the $m_{\ell^+\ell^-\gamma}$ distribution. The energy of photons is obtained from the ECAL measurement. In the EB, for photons that have energies in the range of tens of GeV, an energy resolution of about 1% is achieved for unconverted or late-converting photons, i.e., photons converting near the inner face of the ECAL. The energy resolution of the remaining barrel photons, which convert as they traverse the tracker material, is about 1.3% up to $|\eta| = 1$, rising to about 2.5% at $|\eta| = 1.4$. In the EE, the energy resolution for unconverted or late-converting photons is about 2.5%, while the remaining endcap photons have a resolution between 3 and 4% [37]. The energy of electrons is determined from a combination of the track momentum at the main interaction vertex, the corresponding ECAL cluster energy, and the energy sum of all bremsstrahlung photons attached to the track. The measured energy resolution for electrons produced in Z boson decays in pp collision data ranges from 2–5%, depending on electron pseudorapidity and energy loss through bremsstrahlung in the detector material [42]. The momentum of muons is obtained from the corresponding track momentum. Matching muons to tracks measured in the silicon tracker results in a p_T resolution, for muons with p_T up to 100 GeV, of 1% in the barrel and 3% in the endcaps. The energy of charged hadrons is determined from a combination of the track momentum and the corresponding ECAL and HCAL energies, corrected for the response function of the calorimeters to hadronic showers. Finally, the energy of

neutral hadrons is obtained from the corresponding corrected ECAL and HCAL energies.

For tagging the VBF production mechanism, which produces an additional dijet system, jet reconstruction is important. For each event, hadronic jets are clustered from PF particles using the infrared and collinear-safe anti- k_T algorithm [39, 40] with a distance parameter of 0.4. Jet momentum is determined as the vectorial sum of all particle momenta in the jet, and is found from simulation to be, on average, within 5–10% of the true momentum over the entire p_T spectrum and detector acceptance. Additional pp interactions within the same or nearby bunch crossings (pileup) can contribute additional tracks and calorimetric energy depositions to the jet momentum. To mitigate this effect, charged particles found to originate from pileup vertices, i.e., any vertex other than the selected primary vertex, are discarded and an offset correction is applied to correct for remaining contributions [43], primarily from neutral pileup particles. Jet energy corrections are derived from simulation to bring the measured response of jets to that of particle-level jets on average. In situ measurements of the momentum balance in dijet, photon+jet, Z+jet, and multijet events are used to account for residual differences in the jet energy scale and resolution between data and simulation [44]. The jet energy resolution typically amounts to 15–20% at 30 GeV, 10% at 100 GeV, and 5% at 1 TeV [44]. Additional selection criteria are applied to each jet to remove jets potentially dominated by anomalous contributions from various subdetector components or reconstruction failures [45].

4 Data and simulated samples

The data sample corresponds to a total integrated luminosity of 138 fb^{-1} and was collected over a data-taking period spanning three years: 36.3 fb^{-1} in 2016, 41.5 fb^{-1} in 2017, and 59.8 fb^{-1} in 2018 [46–48]. To be considered in the analysis, events must satisfy the high-level trigger requirements for at least one of the dielectron or dimuon triggers. The dielectron trigger requires a leading (subleading) electron with $p_T > 23$ (12) GeV, while the dimuon trigger requires a muon with $p_T > 17$ (8) GeV. The efficiencies of these dilepton triggers, which depend on both the lepton p_T and η , are measured to be in the ranges 86–97 and 93–95% for the electron and muon channels, respectively.

Signal samples for ggH, VBF, VH, and $t\bar{t}H$ production, with $H \rightarrow Z\gamma$ and $Z \rightarrow \ell^+\ell^-$ ($\ell = e, \mu, \text{ or } \tau$), are generated at next-to-leading order (NLO) using POWHEG v2.0 [49–55]. Samples are produced for m_H of 120, 125, and 130 GeV. The SM Higgs boson production cross sections and branching fractions recommended by the LHC Higgs Working Group [17, 56–58] are considered for each mass point. The SM value of $\mathcal{B}(H \rightarrow Z\gamma)$ is calculated at LO in QCD. The effect of higher-order QCD corrections has been studied [59–61], and found to be small.

The dominant backgrounds, $Z/\gamma^*(\rightarrow \ell^+\ell^-)+\gamma$ and $Z/\gamma^*(\rightarrow \ell^+\ell^-)+\text{jets}$, are generated at NLO using the MADGRAPH5_aMC@NLO v2.6.0 (v2.6.1) generator [62] for 2016 (2017 and 2018) samples. Events arising from $t\bar{t}$ production [63] are a relatively minor background and are generated at NLO with POWHEG v2.0 [52, 53]. The background from vector boson scattering (VBS) production of $Z/\gamma^*+\gamma$ pairs, with the Z boson decaying to a pair of leptons, is simulated at leading order using the MADGRAPH5_aMC@NLO generator.

The decay $H \rightarrow \mu^+ \mu^-$ is considered as a resonant background and is generated for the ggH , VBF, VH, and $t\bar{t}H$ production mechanisms. The SM predicted value of the $H \rightarrow \mu^+ \mu^-$ branching fraction [17] is assumed. The ggH production cross section is computed at next-to-next-to-NLO precision in QCD and at NLO in electroweak (EWK) theory [64, 65]. The cross sections for Higgs boson production in the VBF [66–70] and VH [71, 72] mechanisms are calculated at next-to-NLO in QCD, including NLO EWK corrections, while the $t\bar{t}H$ cross section is computed at NLO in QCD and EWK theory [73–79].

All simulated events are interfaced with PYTHIA v8.226 (v8.230) [80] with the CUETP8M1 [81] (CP5 [82]) underlying event tune for 2016 (2017–2018) for the fragmentation and hadronization of partons and the internal bremsstrahlung of the leptons. The NLO parton distribution function (PDF) set, NNPDF v3.0 [83] (NNPDF v3.1) [84], is used to produce these samples in 2016 (2017–2018). The response of the CMS detector is modeled using the GEANT4 program [85]. The simulated events are reweighted to correct for differences between data and simulation in the number of additional pp interactions, trigger efficiencies, selection efficiencies, and efficiencies of isolation requirements for photons, electrons, and muons.

5 Event selection

Events are required to have at least one good primary vertex (PV) with a reconstructed longitudinal position within 24 cm of the geometric center of the detector and a transverse position within 2 cm of the nominal beam collision point. Lepton candidates are required to have impact parameters with respect to the PV of less than 5 mm in the plane transverse to the beam and less than 10 mm along the beam direction.

This analysis focuses on promptly produced signal processes. To reduce the contributions from photons or leptons arising from hadron decays within jets, isolation requirements are imposed. For each photon and lepton candidate, a set of isolation variables is defined. The quantity $\sum p_T^{\text{charged}}$ is the scalar sum of the p_T of charged hadrons originating from the PV, and $\sum p_T^{\text{neutral}}$ and $\sum p_T^\gamma$ are the scalar sums of the p_T of neutral hadrons and photons, respectively. The sums are over all PF candidates within a cone of radius $\Delta R = \sqrt{(\Delta\phi)^2 + (\Delta\eta)^2} = 0.3$ around the photon or lepton direction at the PV.

Photons are selected with an MVA discriminant that uses, as inputs, the isolation variables $\sum p_T^{\text{charged}}$, $\sum p_T^{\text{neutral}}$, and $\sum p_T^\gamma$; the ratio of the HCAL energy to the sum of the ECAL and HCAL energies associated with the cluster; and the transverse width of the electromagnetic shower. The imperfect MC simulation modeling of the input variables is corrected to match the data using a chained quantile regression method [86] based on studies of $Z \rightarrow e^+e^-$ events. In this method, a set of boosted decision tree (BDT) discriminants is trained to predict the cumulative distribution function for a given input. Its prediction is conditional upon the three kinematic variables (p_T , η , ϕ) and the global event energy density [87], which are the input variables to the BDTs. The corrections are then applied to the simulated photons such that the cumulative distribution function of each simulated variable matches that observed in data. A conversion-safe electron veto [37] is applied to reduce the contribution from electrons that are misidentified as photons. This

veto suppresses events that have a charged particle track with a hit in the inner layer of the pixel detector that points to the photon cluster in the ECAL, unless that track is matched to a conversion vertex. This typically rejects 95 (80)% of the misidentified electrons in the barrel (endcaps). Photons are required to lie in the geometrical region $|\eta| < 2.5$. The efficiency of the photon identification is measured from $Z \rightarrow e^+e^-$ events using the “tag-and-probe” technique [88]. The efficiency is measured as a function of the probe candidate p_T , and covers the p_T range of photons selected in the analysis. It is measured separately for barrel and endcap candidates, resulting in efficiencies that vary with the photon p_T from 76–90 and 72–90%, respectively, which include the electron veto [37] inefficiencies measured with $Z \rightarrow \mu^+\mu^-\gamma$ events, where the photon is produced by final-state radiation (FSR).

Electrons are selected using an MVA discriminant that includes observables sensitive to the shape of the electromagnetic shower in the ECAL, the geometrical and momentum-energy matching between the electron trajectory and the energy of the associated cluster in the ECAL, the presence of bremsstrahlung along the electron trajectory, isolation, and variables that discriminate against electrons originating from photon conversions [89]. The electron MVA discriminant includes the isolation sums described above ($\sum p_T^{\text{charged}}$, $\sum p_T^{\text{neutral}}$, and $\sum p_T^\gamma$). Electron candidates must satisfy $|\eta| < 2.5$. The optimized electron selection criteria give an efficiency of approximately 85–93 (81–92)% in the barrel (endcaps), depending on p_T , for electrons from W or Z bosons.

Muons are selected from the reconstructed muon track candidates by applying minimal requirements on the track in both the muon system and inner tracker system and by taking into account compatibility with small energy deposits in the calorimeters. A muon isolation requirement is used to veto potential muon candidates that are produced in the decays of heavy quarks. We define the muon relative isolation

$$\mathcal{I}^\mu \equiv \left[\sum p_T^{\text{charged}} + \max\left(0, \sum p_T^{\text{neutral}} + \sum p_T^\gamma - p_T^{\mu, \text{PU}}\right) \right] / p_T^\mu \quad (5.1)$$

and require $\mathcal{I}^\mu < 0.35$. Since the isolation variable is particularly sensitive to energy deposits from pileup interactions, a $p_T^{\mu, \text{PU}}$ contribution is subtracted, defined as $p_T^{\mu, \text{PU}} \equiv 0.5 \sum_i p_T^{\text{PU}, i}$, where i runs over the momenta of the charged hadron PF candidates not originating from the PV, and the factor of 0.5 corrects for the different fraction of charged and neutral particles in the cone [43]. The combined identification and isolation efficiency for single muons is measured using $Z \rightarrow \mu^+\mu^-$ decays and is found to be 87–98% in the barrel region and 88–98% in the endcaps, depending on the muon p_T . We accept muons with $|\eta| < 2.4$ [89]. To suppress backgrounds in which muons are produced in the decays of hadrons and electrons from photon conversions, we require each muon track to have a three-dimensional impact parameter with respect to the PV that is less than four times its uncertainty.

An FSR recovery procedure is performed for the selected muons, following a similar approach to that used in ref. [89]. An FSR photon is identified and associated to its radiating muon based on the following criteria. The photon must satisfy $p_T > 2 \text{ GeV}$, $|\eta| < 2.4$, $\Delta R(\gamma, \mu) / p_{T\gamma}^2 < 0.012 \text{ GeV}^{-2}$, $\Delta R(\gamma, \mu) < 0.4$, and relative isolation smaller than 1.8, where p_T^{PU} is excluded from the isolation calculation. If multiple FSR photons

are associated to one muon, the photon with the smallest value of $\Delta R(\gamma, \mu)/p_{T\gamma}^2$ is selected. The FSR recovery procedure improves the $m_{\ell^+\ell^-\gamma}$ resolution by 1% in the muon channel.

A kinematic fit procedure is used to improve the dilepton mass and $m_{\ell^+\ell^-\gamma}$ resolutions, following a similar approach to that used in ref. [89]. A maximum likelihood fit is performed, taking into account the true Z boson line shape, obtained from $H \rightarrow Z\gamma$ simulation, the p_T of each lepton, and the p_T resolution of each lepton. The outputs of this fit are the corrected p_T values for each lepton. The corrected p_T values are used to recalculate the dilepton mass and $m_{\ell^+\ell^-\gamma}$. The improvement in $m_{\ell^+\ell^-\gamma}$ resolution varies with data-taking year and is between 20–27% in the electron channel and 10–12% in the muon channel. The effect of the kinematic fit is larger for the electron channel because of the poorer momentum resolution for electrons compared to muons.

The jets used in dijet-tagged event categories, discussed in section 6, are required to have $p_T > 30$ GeV and $|\eta| < 4.7$ and to be separated by at least 0.4 in ΔR from leptons and photons passing the selection requirements described above.

Events are required to contain a photon and at least two same-flavor, opposite-sign leptons ($\ell = e$ or μ) with $m_{\ell^+\ell^-} > 50$ GeV. The latter requirement, although relatively loose, is sufficient to suppress backgrounds that do not contain Z boson decays while retaining high signal efficiency. The particles used to reconstruct the $Z\gamma$ candidate system are required to have $p_T > 25$ (15) GeV for the leading (subleading) electron, $p_T > 20$ (10) GeV for the leading (subleading) muon, and $p_T > 15$ GeV for the photon. In events with multiple dilepton pairs, the pair with mass closest to the nominal Z boson mass [4] is selected. In signal simulation, the correct leptons are identified in more than 99% of events. Additional electrons (muons) with p_T greater than 7 (5) GeV are also used for categorization, as described in the next section.

The invariant mass of the $\ell^+\ell^-\gamma$ system is required to be in the range $105 < m_{\ell^+\ell^-\gamma} < 170$ GeV, which provides a broad range around the Higgs boson mass in which to perform the fit. Events are required to have a photon satisfying $p_T^\gamma/m_{\ell^+\ell^-\gamma} > 0.14$, which suppresses the $Z/\gamma^* + \text{jets}$ background without significantly reducing signal efficiency, with minimal bias in the $m_{\ell^+\ell^-\gamma}$ spectrum. Each lepton is required to have $\Delta R > 0.4$ with respect to the photon to reject events with FSR. To further reject FSR from $Z/\gamma^* + \gamma$ processes, we require $m_{\ell^+\ell^-\gamma} + m_{\ell^+\ell^-} > 185$ GeV.

6 Event categorization

To maximize the sensitivity of the analysis to Higgs boson signals arising from different production mechanisms, each with its own final-state properties, we divide the event sample into mutually exclusive categories. The signal candidates from the VH and $t\bar{t}H$ production mechanisms are targeted using a lepton-tagged category, in which at least one electron or muon is present beyond those used to reconstruct the $Z\gamma$ system. The signal candidates from the VBF production mechanism are targeted by identifying events that have an additional dijet system. A BDT classifier (referred to as the VBF BDT) uses the properties of this dijet system to divide such events into a set of dijet categories. The VBF BDT dis-

criminant value, transformed such that the VBF signal distribution is uniform, is denoted by \mathcal{D}_{VBF} . The signal candidates from the ggH production mechanism are targeted with events that do not fall within the lepton-tagged or dijet categories. A BDT classifier (referred to as the kinematic BDT), trained on a set of kinematic variables, is used to further discriminate between signal and background events, defining a set of untagged categories. The kinematic BDT discriminant value, transformed such that the total signal distribution is uniform, is denoted by \mathcal{D}_{kin} .

The procedure used for event categorization is described below.

1. Events with at least one additional electron (muon) with $p_T > 7$ (5) GeV are assigned to the lepton-tagged category. These thresholds, which are lower than those used for the leptons in the $H \rightarrow Z\gamma$ decay, are chosen to maximize the signal acceptance for the associated production processes.
2. Events not assigned to the lepton-tagged category, but which contain two jets satisfying the selection requirements described in section 5, are classified as dijet events, indicative of possible VBF production. If multiple dijet pairs exist within an event, the two jets with highest p_T are considered. The subdivision of dijet events into a set of three dijet categories is described later in this section. A VBF BDT classifier is trained to separate VBF signal events from ggH+jets and background events. The following variables are used in the VBF BDT training: (i) the difference in pseudorapidity between the two jets; (ii) the difference in azimuthal angle between the two jets; (iii) the Zeppenfeld variable [90] $(\eta_\gamma - (\eta_{j_1} + \eta_{j_2})/2)$, where η_γ, η_{j_1} and η_{j_2} are the pseudorapidities of the photon, leading jet, and subleading jet, respectively; (iv) the ratio between the p_T of the $Z\gamma j_1 j_2$ system and the corresponding scalar sum of momenta $(|\sum_{Z,\gamma,j_1,j_2} \vec{p}_T| / \sum_{Z,\gamma,j_1,j_2} p_T)$; (v) the difference in azimuthal angle between the dijet system and the $Z\gamma$ system; (vi) the p_T of each jet; (vii) p_T^t , defined as $|\vec{p}_T^{Z\gamma} \times \hat{t}|$, where $\hat{t} = (\vec{p}_T^Z - \vec{p}_T^\gamma) / |\vec{p}_T^Z - \vec{p}_T^\gamma|$ [91, 92], the p_T of the $Z\gamma$ system that is perpendicular to the difference of the three-momenta of the Z boson and the photon, a quantity that is strongly correlated with the p_T of the $\ell^+ \ell^- \gamma$ system; (viii) the ΔR separation between each jet and the photon, and (ix) \mathcal{D}_{kin} , described below. The distribution of \mathcal{D}_{VBF} is shown in figure 2 (left) for both simulated event samples and data.
3. Events not assigned to the lepton-tagged or dijet categories are classified as untagged events. The subdivision of untagged events into a set of four untagged categories is described later in this section. A kinematic BDT classifier is trained to distinguish signal events from background events based on the kinematics of the leptons and photon in the $Z\gamma$ candidate system, as well as on the measured properties of these physics objects. Signal events from all production processes are included in the training. The following variables are used in the kinematic BDT training: (i) the pseudorapidity of each lepton and the photon; (ii) the ΔR separation between each lepton and the photon; (iii) the p_T to mass ratio of the $\ell^+ \ell^- \gamma$ system; (iv) the production angle of the Z boson in the Higgs boson center-of-mass frame [93, 94];

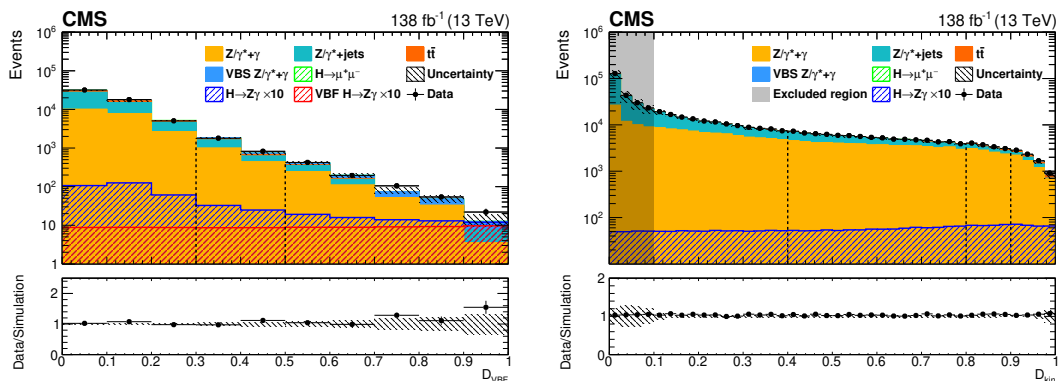


Figure 2. The \mathcal{D}_{VBF} (left) and \mathcal{D}_{kin} (right) distributions for signal, simulated background, and data. The \mathcal{D}_{VBF} distribution includes only dijet-tagged events, and the \mathcal{D}_{kin} distribution includes only untagged events. The sum of contributions from all signal production mechanisms is shown by the blue line, while the contribution from only the VBF mechanism is shown by the red line. Both contributions are scaled by a factor of 10. The uncertainty band incorporates all statistical and systematic uncertainties in the expected background. The dashed lines indicate the boundaries for the dijet and untagged categories. The gray shaded region in the \mathcal{D}_{kin} distribution is excluded from the analysis.

(v) the polar and azimuthal decay angles of the leptons in the Z boson center-of-mass frame [93, 94]; (vi) the photon MVA discriminant score; and (vii) the photon energy resolution. The distribution of \mathcal{D}_{kin} is shown in figure 2 (right) for both simulated samples and data.

The subdivision of dijet and untagged events into categories is based on the VBF BDT and kinematic BDT discriminants. Category boundaries are defined as mutually exclusive regions of \mathcal{D}_{VBF} and \mathcal{D}_{kin} . The locations of the boundaries defining the categories are optimized by iterating over all possible combinations of boundaries using $\sum_{i=1}^n S_i^2/B_i$ as a figure-of-merit. The variables S_i and B_i represent the number of expected signal and background events with $120 < m_{\ell^+\ell^-\gamma} < 130$ GeV in the i th category, and n is the total number of categories. We consider categories with boundaries corresponding to signal efficiencies between 0–100% in 10% increments. The optimization procedure results in three dijet categories for the VBF BDT and four untagged categories for the kinematic BDT. The lowest \mathcal{D}_{kin} boundary corresponds to the 10% point in integrated signal efficiency, and events below the 10% point are excluded from the analysis, as they make a negligible contribution to the total signal sensitivity.

The full categorization and optimization procedure results in the following eight mutually exclusive categories: one lepton-tagged category, three dijet categories, and four untagged categories. The category definitions are summarized in table 1.

Table 2 lists the event categories used in the analysis, along with the expected event yields for an $m_H = 125.38$ GeV signal arising from ggH, VBF, VH, and $t\bar{t}H$ production, as well as the resonant background contribution from FSR from $H \rightarrow \mu^+\mu^-$, which is 3–8% of the $H \rightarrow Z\gamma$ yield, depending on category. Event yields from other Higgs boson

Lepton	Dijet 1	Dijet 2	Dijet 3	Untagged 1	Untagged 2	Untagged 3	Untagged 4
$\geq 1 e, \mu$	\mathcal{D}_{VBF} selection			\mathcal{D}_{kin} selection			
	0.5–1.0	0.3–0.5	0.0–0.3	0.9–1.0	0.8–0.9	0.4–0.8	0.1–0.4

Table 1. Summary of the category definitions. The lepton-tagged category requires at least one additional electron or muon. Dijet categories are defined by regions of \mathcal{D}_{VBF} and untagged categories are defined by regions of \mathcal{D}_{kin} .

138 fb^{-1}	Lepton	Dijet 1	Dijet 2	Dijet 3	Untagged 1	Untagged 2	Untagged 3	Untagged 4	
SM signal yield									
ggH	0.51	e^+e^- $\mu^+\mu^-$	1.10 1.41	1.62 2.05	9.44 12.1	6.89 8.52	7.35 9.17	29.8 38.0	22.5 29.0
VBF	0.09	e^+e^- $\mu^+\mu^-$	1.94 2.40	0.76 0.97	1.13 1.43	0.71 0.89	0.35 0.43	0.92 1.18	0.51 0.65
VH + $t\bar{t}H$	1.84	e^+e^- $\mu^+\mu^-$	0.04 0.05	0.13 0.16	1.89 2.36	0.31 0.39	0.17 0.21	0.45 0.57	0.27 0.33
SM resonant background									
$H \rightarrow \mu^+\mu^-$	0.14	$\mu^+\mu^-$	0.27	0.27	0.43	0.62	0.49	2.02	1.78
Mass resolution (GeV)	2.12	e^+e^- $\mu^+\mu^-$	1.91 1.52	2.06 1.61	2.15 1.72	1.80 1.37	1.97 1.42	2.12 1.62	2.33 1.83
Data yield	1485		168	589	11596	1485	1541	2559	17608
S/\sqrt{B}	0.06		0.54	0.24	0.26	0.45	0.35	0.53	0.30

Table 2. Yields and approximate significance (S/\sqrt{B}) for each category, where S and B are the expected number of signal and background events in the narrowest $m_{\ell^+\ell^-\gamma}$ interval containing 95% of the expected signal distribution. Also shown is the $m_{\ell^+\ell^-\gamma}$ resolution, computed using the narrowest interval containing 68% of the expected signal distribution.

backgrounds such as $H \rightarrow \tau^+\tau^-$ and $H \rightarrow \gamma\gamma$ are estimated to be below the 1% level relative to the $H \rightarrow Z\gamma$ yield and are neglected. The dominant contribution to the signal yield is generally from ggH production, except in the lepton-tagged category, in which VH and $t\bar{t}H$ events dominate, and in the dijet 1 category, in which VBF events dominate. The categorization procedure increases the sensitivity of the analysis by 24% with respect to an inclusive event selection. The product of signal acceptance and efficiency for $pp \rightarrow H \rightarrow Z\gamma \rightarrow \ell^+\ell^-\gamma$ for $m_H = 125.38 \text{ GeV}$ is 23 (29)% in the electron (muon) channel.

7 Statistical procedure

The signal search is performed using a simultaneous fit to the $m_{\ell^+\ell^-\gamma}$ distribution in the eight event categories described in section 6. Figures 3 and 4 show the $m_{\ell^+\ell^-\gamma}$ distributions of the data events in each category. The expected SM $H \rightarrow Z\gamma$ distributions, scaled by a factor of 10, are also shown. The fit uses a binned maximum likelihood method in the range $105 < m_{\ell^+\ell^-\gamma} < 170 \text{ GeV}$. In each category, a likelihood function is defined using analytic models of signal and background events, along with nuisance parameters for systematic uncertainties. The combined likelihood function is the product of the likelihood functions in each category. The parameter of interest in the maximum likelihood fit is the

signal strength μ , defined as the product of the cross section and the branching fraction $[\sigma(\text{pp} \rightarrow \text{H})\mathcal{B}(\text{H} \rightarrow \text{Z}\gamma)]$, relative to the SM prediction. The fit results shown in figures 3 and 4 are discussed further in section 9.

The signal model is defined as the sum of Crystal Ball [95] and Gaussian functions. The signal shape parameters are determined by fitting this model to simulated signal events in each category. To account for differences in mass resolution, these fits are performed separately for the event samples used to model each data-taking year, as well as for muon and electron channel events. This results in six signal models that are summed to give the total signal expectation in a given category. Table 2 gives these mass resolutions for $\text{H} \rightarrow \text{Z}\gamma$, summed over the three years, as obtained from simulation. The mass resolutions range from 1.4–2.3 GeV, depending on the category. Separate sets of parameter values are found by fitting simulated events with m_{H} of 120, 125, and 130 GeV. Using linear interpolation, parameter values are also determined at 1 GeV intervals in m_{H} from 120–130 GeV, as well as at 125.38 GeV. In the fit to data, the mean and resolution parameters are allowed to vary subject to constraints from several systematic uncertainties, described in section 8, while the remaining parameters are held fixed. The resonant background contribution from $\text{H} \rightarrow \mu^+\mu^-$ is also modeled with the sum of Crystal Ball and Gaussian functions, using an analogous procedure.

The background model in each category is obtained from the data using the discrete profiling method [96]. This technique accounts for the systematic uncertainty associated with choosing an analytic functional form to fit the background. The background function is chosen from a set of candidate functions via a discrete nuisance parameter in the fit. These functions are derived from the data in each category, with muon and electron events from all data-taking years combined. As shown in figures 3 and 4, the $m_{\ell^+\ell^-\gamma}$ spectrum consists of a turn-on peak around 110–115 GeV, driven by the photon p_{T} selection, and a monotonically falling spectrum in the higher $m_{\ell^+\ell^-\gamma}$ region. These features are modeled by the convolution of a Gaussian function, which is used to describe the lower-mass (turn-on) portion of the spectrum, with a step function that is multiplied by one of several functions, which are used to describe the higher-mass (tail) portion of the spectrum. The complete function has the general form:

$$\mathcal{F}(m_{\ell^+\ell^-\gamma}; \mu_{\text{G}}, \sigma_{\text{G}}, s, \vec{\alpha}) = \int_{-\infty}^{\infty} \mathcal{N}(m_{\ell^+\ell^-\gamma} - t; \mu_{\text{G}}, \sigma_{\text{G}}) \Theta(t; s) f(t; \vec{\alpha}) dt, \quad (7.1)$$

where t is the integration variable for the convolution, $\mathcal{N}(m_{\ell^+\ell^-\gamma} - t; \mu_{\text{G}}, \sigma_{\text{G}})$ is the Gaussian function with mean $\mu_{\text{G}} = 0$ and standard deviation σ_{G} , $\Theta(t; s)$ is the Heaviside step function with step location s , and $f(t; \vec{\alpha})$ is the falling spectrum function with shape parameters $\vec{\alpha}$. The falling spectrum function families considered include exponential functions, power law functions, Laurent series, and Bernstein polynomials. Functions from each family are selected based on a chi-squared goodness-of-fit criterion (p -value > 0.01) as well as an \mathcal{F} -test [97], which determines the highest order function to be used. A penalty term is added to the final likelihood to take into account the number of parameters in each function, ensuring that higher-order functions will not be preferred a priori. The set of profiled background functions in each category is checked to ensure that any bias introduced into

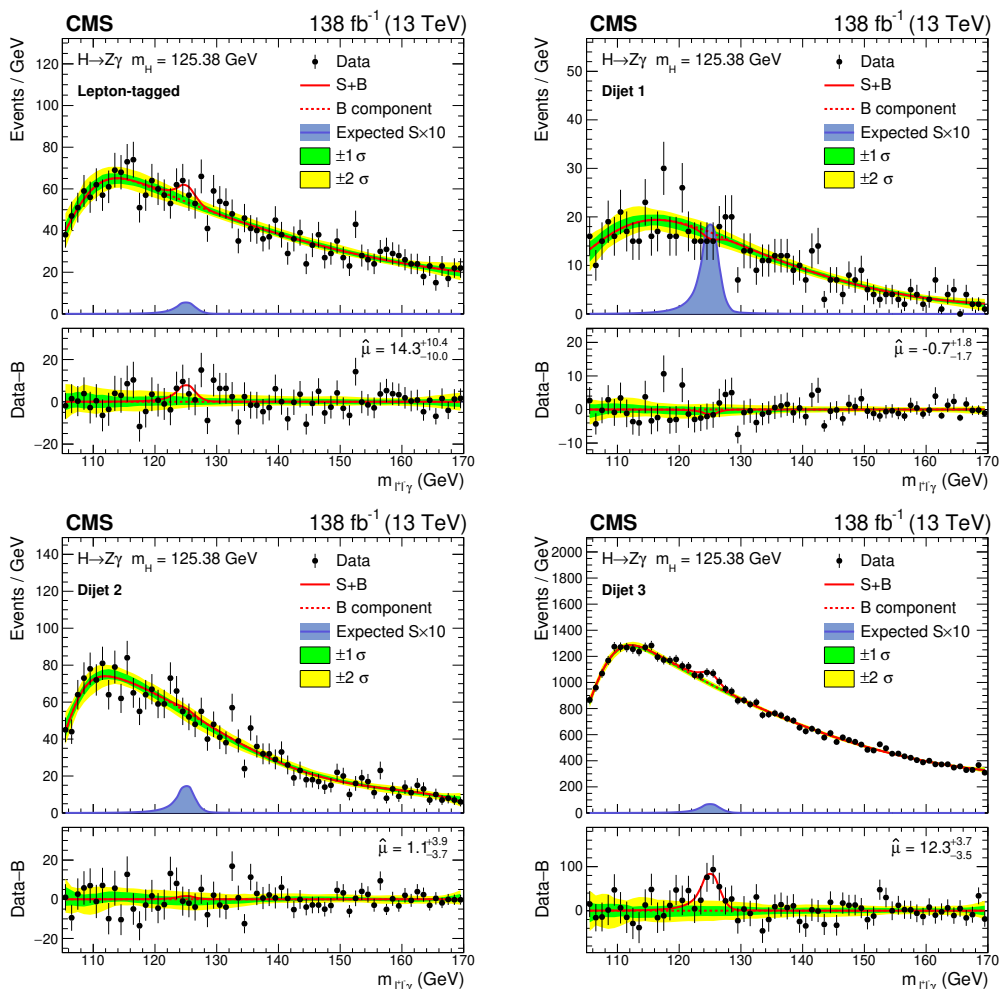


Figure 3. Fits to the $m_{\ell^+\ell^-\gamma}$ data distribution in the lepton-tagged (upper left), dijet 1 (upper right), dijet 2 (lower left), and dijet 3 (lower right) categories. In the upper panel, the red solid line shows the result of a signal-plus-background fit to the given category. The red dashed line shows the background component of the fit. The green and yellow bands represent the 68 and 95% CL uncertainties in the fit. Also plotted is the expected SM signal, scaled by a factor of 10. In the lower panel, the data minus the background component of the fit is shown.

the fit results is small and that the associated CL intervals have the appropriate frequentist coverage. For each function, pseudo-data sets are generated under a fixed signal strength hypothesis. A signal-plus-background fit is performed on each pseudo-data set, with the choice of background function profiled. The average bias, expressed as a fraction of the signal strength uncertainty, is typically 2–10%, depending on the category and choice of function, and the corresponding coverage for the 68% CL interval is 66–69%.

The best fit value of the signal strength, $\hat{\mu}$, is determined by maximizing the likelihood, accounting for all nuisance parameters. The uncertainty in $\hat{\mu}$ and the observed significance

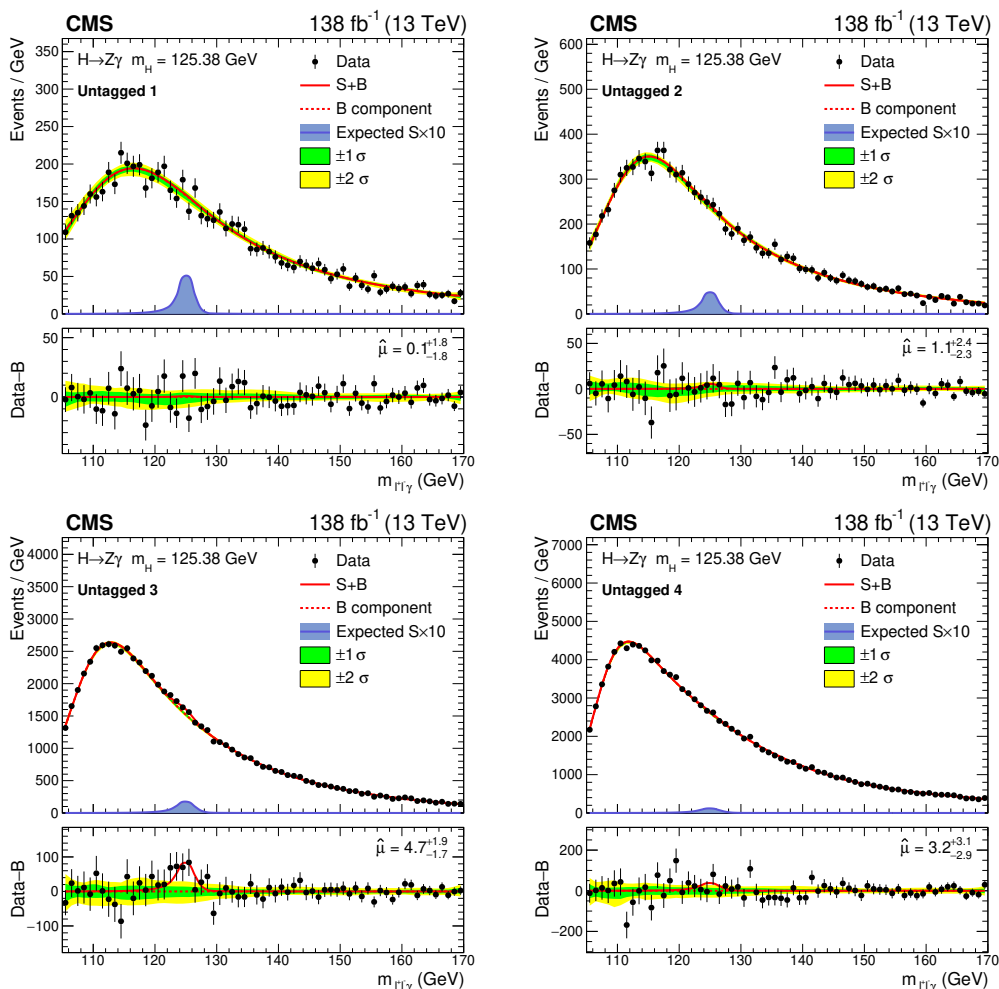


Figure 4. Fits to the $m_{\ell^+\ell^-\gamma}$ data distribution in the untagged 1 (upper left), untagged 2 (upper right), untagged 3 (lower left), and untagged 4 (lower right) categories. In the upper panel, the red solid line shows the result of a signal-plus-background fit to the given category. The red dashed line shows the background component of the fit. The green and yellow bands represent the 68 and 95% CL uncertainties in the fit. Also plotted is the expected SM signal, scaled by a factor of 10. In the lower panel, the data minus the background component of the fit is shown.

are derived from the profile likelihood test statistic [98],

$$q(\mu) = -2 \ln \left(\frac{\mathcal{L}(\mu, \hat{\theta}_\mu)}{\mathcal{L}(\hat{\mu}, \hat{\theta})} \right), \quad (7.2)$$

where $\vec{\theta}$ is the set of nuisance parameters, $\hat{\mu}$ and $\hat{\theta}$ are unconditional best fit values, and $\hat{\theta}_\mu$ is the set of conditional best fit values of the nuisance parameters for a given value of μ . An upper limit on μ is determined using the profile likelihood statistic with the CL_s criterion. The asymptotic approximation for the sampling distribution of $q(\mu)$ is assumed in the derivation of these results [98–101]. The expected significance under the SM hypothesis

and the expected upper limits under the background-only hypothesis are also reported. These are obtained by fitting to the corresponding Asimov data sets [101].

In addition, a combined maximum likelihood fit with the CMS measurement [18] of $H \rightarrow \gamma\gamma$ using the same data sample is performed to determine the ratio $\mathcal{B}(H \rightarrow Z\gamma)/\mathcal{B}(H \rightarrow \gamma\gamma)$. The $H \rightarrow \gamma\gamma$ analysis obtained a signal strength for $\sigma(\text{pp} \rightarrow H)\mathcal{B}(H \rightarrow \gamma\gamma)$ of 1.12 ± 0.09 . In this combined fit, the branching fraction $\mathcal{B}(H \rightarrow \gamma\gamma)$ is an additional free parameter. The uncertainty in the measured ratio of the two branching fractions is dominated by statistical uncertainty. Common sources of theoretical and experimental uncertainty in the two measurements, described in the next section, are treated as correlated in the fit. The combination is performed at $m_H = 125.38$ GeV, and the discrete profiling method is used for the background modeling in both cases. Although the event samples are predominantly independent, a small fraction of events containing the $Z(\ell\ell)H(\gamma\gamma)$ signature is selected in both analyses. It has been verified that this results in a negligible statistical correlation between the two measurements.

8 Systematic uncertainties

The uncertainties associated with the choice of background shape are incorporated into the fit to the data through the use of the discrete profiling method. They are, therefore, reflected in the statistical uncertainties obtained from the fit. The systematic uncertainties, affecting either the normalization or the shape of the signal expectation, are listed below, and the numerical values are summarized in table 3, which also indicates whether the effect is correlated between the data-taking periods.

- Theoretical cross section calculations: These include the effects of the choice of PDFs, the value of the strong coupling constant (α_S), and the effect of missing higher orders in the perturbative cross section calculations, evaluated from variations of the renormalization and factorization scales (μ_R, μ_F) [102–104]. The uncertainties are treated as independent for each Higgs boson production mechanism. The uncertainty in $\mathcal{B}(H \rightarrow Z\gamma)$ is also considered [17].
- Underlying event and parton shower modeling: The uncertainty associated with the choice and tuning of the generator is estimated with dedicated samples which are generated by varying the parameters of the tune used to generate the original signal samples. The uncertainties are treated as correlated for the 2017 and 2018 samples, which use the CP5 tune [82], while being uncorrelated with the 2016 sample, which uses the CUETP8M1 tune [81].
- Integrated luminosity: The integrated luminosities for the 2016, 2017, and 2018 data-taking years have uncertainties of 1.2%, 2.3%, and 2.5% [46–48], respectively, corresponding to an overall uncertainty for the 2016–2018 period of 1.6%, the improvement in precision reflecting the (uncorrelated) time evolution of some systematic effects.
- L1 trigger: During the 2016 and 2017 data-taking periods, a gradual shift in the timing of the inputs of the ECAL L1 trigger in the $|\eta| > 2.4$ region led to a specific

inefficiency. A correction of approximately 1% is applied to the simulation along with the corresponding uncertainty in the inefficiency measurement.

- **Trigger:** Uncertainties are evaluated for the corrections applied to the simulation to match the trigger efficiencies measured in data with $Z \rightarrow e^+e^-$ and $Z \rightarrow \mu^+\mu^-$ events.
- **Photon identification and isolation:** Uncertainties are evaluated for the corrections applied to the simulation to match the selection efficiencies in data measured with $Z \rightarrow e^+e^-$ events.
- **Lepton identification and isolation:** Uncertainties are evaluated for the corrections applied to the simulation to match electron and muon selection efficiencies in data measured with $Z \rightarrow e^+e^-$ and $Z \rightarrow \mu^+\mu^-$ events.
- **Pileup modeling:** The uncertainty in the description of the pileup in the signal simulation is estimated by varying the total inelastic cross section by $\pm 4.6\%$ [105].
- **Kinematic BDT:** The uncertainties in the photon and lepton energy and the correction of the photon MVA discriminant are propagated to \mathcal{D}_{kin} . Changes in \mathcal{D}_{kin} cause the migration of signal events across category boundaries.
- **VBF BDT:** The uncertainties in the jet energy and the uncertainty in \mathcal{D}_{kin} are propagated to \mathcal{D}_{VBF} . Changes in \mathcal{D}_{VBF} cause the migration of signal events across category boundaries.
- **Photon energy scale and resolution:** The photon energy in the simulation is varied due to the ECAL energy scale and resolution uncertainties, and the effects on the signal mean and resolution parameters are propagated to the fits.
- **Lepton momentum scale and resolution:** The lepton momentum in the simulation is varied due to the lepton momentum scale and resolution uncertainties, and the effects on signal mean and resolution parameters are propagated to the fits.

In the $\mathcal{B}(H \rightarrow Z\gamma)/\mathcal{B}(H \rightarrow \gamma\gamma)$ measurement, the common sources of theoretical and systematic uncertainty in the two analyses are treated as correlated in the fit. These are the theoretical uncertainties in the Higgs production cross section calculations, and the systematic uncertainties in the underlying event and parton shower modeling, the integrated luminosity, and the L1 trigger inefficiency. The remaining uncertainties are treated as uncorrelated.

9 Results

Figure 5 shows the signal-plus-background fit to the data and the corresponding distribution after background subtraction for the sum of all categories. Each category is weighted by the factor $S/(S+B)$, where S is the measured signal yield and B is the background yield in the narrowest mass interval containing 95% of the signal distribution.

Sources	Uncertainty (%)	Year-to-year correlation
<i>Normalization</i>		
Theoretical		
– $\mathcal{B}(H \rightarrow Z\gamma)$	5.7	Yes
– ggH cross section (μ_F, μ_R)	3.9	Yes
– ggH cross section (α_S)	2.6	Yes
– ggH cross section (PDF)	1.9	Yes
– VBF cross section (μ_F, μ_R)	0.4	Yes
– VBF cross section (α_S)	0.5	Yes
– VBF cross section (PDF)	2.1	Yes
– WH cross section (μ_F, μ_R)	$^{+0.6}_{-0.7}$	Yes
– WH cross section (PDF)	1.7	Yes
– ZH cross section (μ_F, μ_R)	$^{+3.8}_{-3.1}$	Yes
– ZH cross section (PDF)	1.3	Yes
– WH/ZH cross section (α_S)	0.9	Yes
– $t\bar{t}H$ cross section (μ_F, μ_R)	$^{+5.8}_{-9.2}$	Yes
– $t\bar{t}H$ cross section (α_S)	2.0	Yes
– $t\bar{t}H$ cross section (PDF)	3.0	Yes
Underlying event and parton shower	3.7–4.4	Partial
Integrated luminosity	1.2–2.5	Partial
L1 trigger	0.1–0.4	No
Trigger		
– Electron channel	0.9–1.9	No
– Muon channel	0.1–0.4	No
Photon identification and isolation	0.2–5.0	Yes
Lepton identification and isolation		
– Electron channel	0.5–0.7	Yes
– Muon channel	0.3–0.4	Yes
Pileup	0.4–1.0	Yes
Kinematic BDT	2.5–3.7	Yes
VBF BDT	5.9–14.0	Yes
<i>Shape parameters</i>		
Photon energy and momentum		
– Signal mean	0.1–0.4	Yes
– Signal resolution	3.1–5.9	Yes
Lepton energy and momentum		
– Signal mean	0.007	Yes
– Signal resolution	0.007–0.010	Yes

Table 3. Sources of systematic uncertainty affecting the simulated signal. The normalization effect on the expected yield, or the effect on the signal shape parameters, is given as indicated, with the values averaged over all event categories. The third column shows the uncertainties that have a correlated effect across the three data-taking periods.

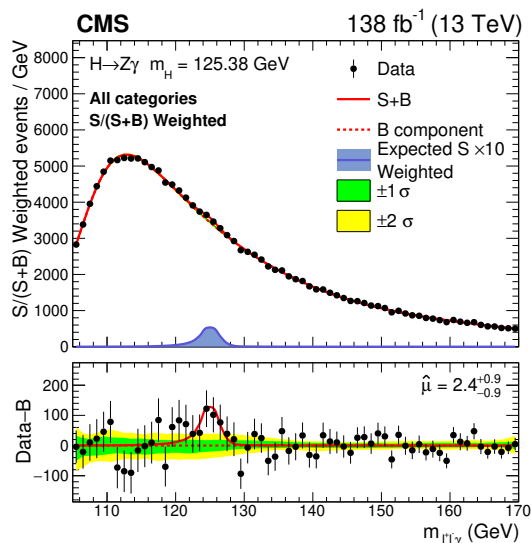


Figure 5. Sum over all categories of the data points and signal-plus-background model after the simultaneous fit to each $m_{\ell^+\ell^-\gamma}$ distribution. The contribution from each category is weighted by $S/(S+B)$, as defined in the text. In the upper panel, the red solid line shows the signal-plus-background fit. The red dashed line shows the background component of the fit. The green and yellow bands represent the 68 and 95% CL uncertainties in the fit. Also plotted is the expected SM signal weighted by $S/(S+B)$ and scaled by a factor of 10. In the lower panel, the data minus the background component of the fit is shown.

The best fit value of the signal strength is $2.4^{+0.8}_{-0.9}(\text{stat})^{+0.3}_{-0.2}(\text{syst})$ at $m_H = 125.38$ GeV. The corresponding measured value of $\sigma(\text{pp} \rightarrow \text{H})\mathcal{B}(\text{H} \rightarrow \text{Z}\gamma)$ is $0.21^{+0.07}_{-0.08}(\text{stat})^{+0.03}_{-0.02}(\text{syst})$ pb. This measurement is consistent with the SM prediction of 0.09 ± 0.01 pb at the 1.6 standard deviation level. Figure 6 shows the signal strengths obtained for each category separately, corresponding to the fit results shown in figures 3 and 4, as well as from simultaneous fits to the dijet categories, the untagged categories, and all categories combined. Among the eight categories, dijet 1 is the most sensitive. A category compatibility p -value, under the hypothesis of a common signal strength in all categories, is calculated from the likelihood ratio between the nominal combined fit, in which all categories have the same signal strength parameter, and a separate fit, in which each category has its own signal strength parameter. This p -value is found to be 0.02, corresponding to 2.3 standard deviations, and is driven by the dijet 3 category, which has a signal strength of $\hat{\mu} = 12.3^{+3.7}_{-3.5}$. The observed (expected) local significance is 2.7(1.2) standard deviations. Upper limits on μ are calculated at 1 GeV intervals in the mass range of $120 < m_{\ell^+\ell^-\gamma} < 130$ GeV and at $m_H = 125.38$ GeV, as shown in figure 7. The observed (expected) limit at 95% CL relative to the SM prediction for $m_H = 125.38$ GeV is 4.1 (1.8), where the expected limit is calculated under the background-only hypothesis. The measured value of $\mathcal{B}(\text{H} \rightarrow \text{Z}\gamma)/\mathcal{B}(\text{H} \rightarrow \gamma\gamma)$ from the combined fit with the $\text{H} \rightarrow \gamma\gamma$ analysis is $1.5^{+0.7}_{-0.6}$. This measurement is consistent with the SM prediction for the ratio at the 1.5 standard deviation level.

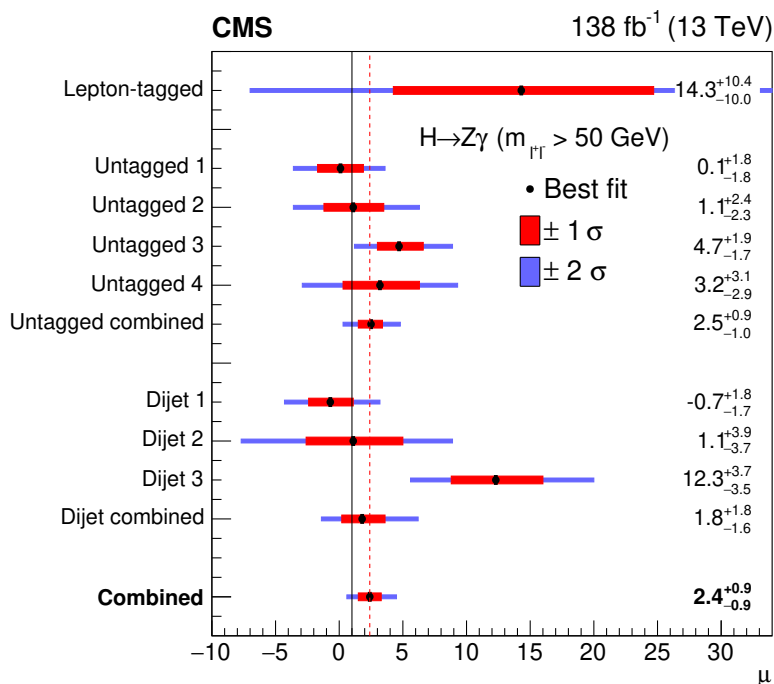


Figure 6. Observed signal strength (μ) for an SM Higgs boson with $m_H = 125.38$ GeV. The labels “untagged combined,” “dijet combined,” and “combined” represent the results obtained from simultaneous fits of the untagged categories, dijet categories, and full set of categories, respectively. The black solid line shows $\mu = 1$, and the red dashed line shows the best fit value $\hat{\mu} = 2.4 \pm 0.9$ of all categories combined. The category compatibility p -value, described in the text, is 0.02, corresponding to 2.3 standard deviations.

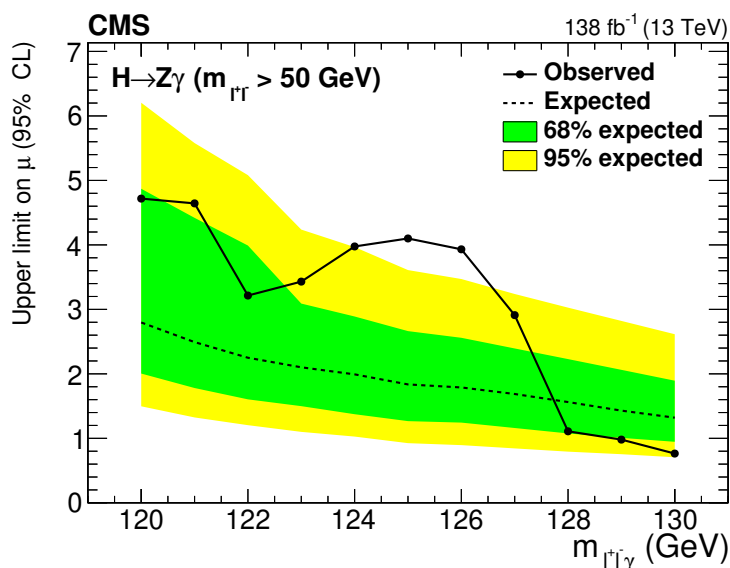


Figure 7. Upper limit (95% CL) on the signal strength (μ) relative to the SM prediction, as a function of the assumed value of the Higgs boson mass used in the fit.

10 Summary

A search is performed for a standard model (SM) Higgs boson decaying into a lepton pair (e^+e^- or $\mu^+\mu^-$) and a photon with $m_{\ell^+\ell^-} > 50$ GeV. The analysis is performed using a sample of proton-proton (pp) collision data at $\sqrt{s} = 13$ TeV, corresponding to an integrated luminosity of 138 fb^{-1} . The main contribution to this final state is from Higgs boson decays to a Z boson and a photon ($H \rightarrow Z\gamma \rightarrow \ell^+\ell^-\gamma$). The best fit value of the signal strength $\hat{\mu}$ for $m_H = 125.38$ GeV is $\hat{\mu} = 2.4_{-0.9}^{+0.8}(\text{stat})_{-0.2}^{+0.3}(\text{syst}) = 2.4 \pm 0.9$. This measurement corresponds to $\sigma(\text{pp} \rightarrow H)\mathcal{B}(H \rightarrow Z\gamma) = 0.21 \pm 0.08$ pb. The measured value is 1.6 standard deviations higher than the SM prediction. The observed (expected) local significance is 2.7 (1.2) standard deviations, where the expected significance is determined for the SM hypothesis. The observed (expected) upper limit at 95% confidence level on μ is 4.1 (1.8). In addition, a combined fit with the $H \rightarrow \gamma\gamma$ analysis of the same data set [18] is performed to measure the ratio $\mathcal{B}(H \rightarrow Z\gamma)/\mathcal{B}(H \rightarrow \gamma\gamma) = 1.5_{-0.6}^{+0.7}$, which is consistent with the ratio of 0.69 ± 0.04 predicted by the SM at the 1.5 standard deviation level.

Acknowledgments

We congratulate our colleagues in the CERN accelerator departments for the excellent performance of the LHC and thank the technical and administrative staffs at CERN and at other CMS institutes for their contributions to the success of the CMS effort. In addition, we gratefully acknowledge the computing centers and personnel of the Worldwide LHC Computing Grid and other centers for delivering so effectively the computing infrastructure essential to our analyses. Finally, we acknowledge the enduring support for the construction and operation of the LHC, the CMS detector, and the supporting computing infrastructure provided by the following funding agencies: BMBWF and FWF (Austria); FNRS and FWO (Belgium); CNPq, CAPES, FAPERJ, FAPERGS, and FAPESP (Brazil); MES and BNSF (Bulgaria); CERN; CAS, MoST, and NSFC (China); MINCIENCIAS (Colombia); MSES and CSF (Croatia); RIF (Cyprus); SENESCYT (Ecuador); MoER, ERC PUT and ERDF (Estonia); Academy of Finland, MEC, and HIP (Finland); CEA and CNRS/IN2P3 (France); BMBF, DFG, and HGF (Germany); GSRI (Greece); NKFIH (Hungary); DAE and DST (India); IPM (Iran); SFI (Ireland); INFN (Italy); MSIP and NRF (Republic of Korea); MES (Latvia); LAS (Lithuania); MOE and UM (Malaysia); BUAP, CINVESTAV, CONACYT, LNS, SEP, and UASLP-FAI (Mexico); MOS (Montenegro); MBIE (New Zealand); PAEC (Pakistan); MES and NSC (Poland); FCT (Portugal); MESTD (Serbia); MCIN/AEI and PCTI (Spain); MOSTR (Sri Lanka); Swiss Funding Agencies (Switzerland); MST (Taipei); MHEESI and NSTDA (Thailand); TUBITAK and TENMAK (Turkey); NASU (Ukraine); STFC (United Kingdom); DOE and NSF (USA).

Individuals have received support from the Marie-Curie program and the European Research Council and Horizon 2020 Grant, contract Nos. 675440, 724704, 752730, 758316, 765710, 824093, 884104, and COST Action CA16108 (European Union); the Leventis Foundation; the Alfred P. Sloan Foundation; the Alexander von Humboldt Foundation; the Belgian Federal Science Policy Office; the Fonds pour la Formation à la Recherche

dans l'Industrie et dans l'Agriculture (FRIA-Belgium); the Agentschap voor Innovatie door Wetenschap en Technologie (IWT-Belgium); the F.R.S.-FNRS and FWO (Belgium) under the "Excellence of Science — EOS" — be.h project n. 30820817; the Beijing Municipal Science & Technology Commission, No. Z191100007219010; the Ministry of Education, Youth and Sports (MEYS) of the Czech Republic; the Hellenic Foundation for Research and Innovation (HFRI), Project Number 2288 (Greece); the Deutsche Forschungsgemeinschaft (DFG), under Germany's Excellence Strategy — EXC 2121 "Quantum Universe" — 390833306, and under project number 400140256 - GRK2497; the Hungarian Academy of Sciences, the New National Excellence Program — ÚNKP, the NKFIH research grants K 124845, K 124850, K 128713, K 128786, K 129058, K 131991, K 133046, K 138136, K 143460, K 143477, 2020-2.2.1-ED-2021-00181, and TKP2021-NKTA-64 (Hungary); the Council of Science and Industrial Research, India; the Latvian Council of Science; the Ministry of Education and Science, project no. 2022/WK/14, and the National Science Center, contracts Opus 2021/41/B/ST2/01369 and 2021/43/B/ST2/01552 (Poland); the Fundação para a Ciência e a Tecnologia, grant CEECIND/01334/2018 (Portugal); MCIN/AEI/10.13039/501100011033, ERDF "a way of making Europe", and the Programa Estatal de Fomento de la Investigación Científica y Técnica de Excelencia María de Maeztu, grant MDM-2017-0765 and Programa Severo Ochoa del Principado de Asturias (Spain); the Chulalongkorn Academic into Its 2nd Century Project Advancement Project, and the National Science, Research and Innovation Fund via the Program Management Unit for Human Resources & Institutional Development, Research and Innovation, grant B05F650021 (Thailand); the Kavli Foundation; the Nvidia Corporation; the SuperMicro Corporation; the Welch Foundation, contract C-1845; and the Weston Havens Foundation (USA).

Open Access. This article is distributed under the terms of the Creative Commons Attribution License ([CC-BY 4.0](https://creativecommons.org/licenses/by/4.0/)), which permits any use, distribution and reproduction in any medium, provided the original author(s) and source are credited. SCOAP³ supports the goals of the International Year of Basic Sciences for Sustainable Development.

References

- [1] ATLAS collaboration, *Observation of a new particle in the search for the Standard Model Higgs boson with the ATLAS detector at the LHC*, *Phys. Lett. B* **716** (2012) 1 [[arXiv:1207.7214](https://arxiv.org/abs/1207.7214)] [[INSPIRE](#)].
- [2] CMS collaboration, *Observation of a New Boson at a Mass of 125 GeV with the CMS Experiment at the LHC*, *Phys. Lett. B* **716** (2012) 30 [[arXiv:1207.7235](https://arxiv.org/abs/1207.7235)] [[INSPIRE](#)].
- [3] CMS collaboration, *Observation of a New Boson with Mass Near 125 GeV in pp Collisions at $\sqrt{s} = 7$ and 8 TeV*, *JHEP* **06** (2013) 081 [[arXiv:1303.4571](https://arxiv.org/abs/1303.4571)] [[INSPIRE](#)].
- [4] PARTICLE DATA GROUP collaboration, *Review of Particle Physics*, *PTEP* **2020** (2020) 083C01 [[INSPIRE](#)].
- [5] A. Abbasabadi, D. Bowser-Chao, D.A. Dicus and W.W. Repko, *Radiative Higgs boson decays $H \rightarrow f\bar{f}\gamma$* , *Phys. Rev. D* **55** (1997) 5647 [[hep-ph/9611209](https://arxiv.org/abs/hep-ph/9611209)] [[INSPIRE](#)].

- [6] L.-B. Chen, C.-F. Qiao and R.-L. Zhu, *Reconstructing the 125 GeV SM Higgs boson through $\ell\bar{\ell}\gamma$* , *Phys. Lett. B* **726** (2013) 306 [Erratum *ibid.* **808** (2020) 135629] [[arXiv:1211.6058](#)] [[INSPIRE](#)].
- [7] Y. Sun, H.-R. Chang and D.-N. Gao, *Higgs decays to $\gamma\ell^+\ell^-$ in the standard model*, *JHEP* **05** (2013) 061 [[arXiv:1303.2230](#)] [[INSPIRE](#)].
- [8] G. Passarino, *Higgs boson production and decay: Dalitz sector*, *Phys. Lett. B* **727** (2013) 424 [[arXiv:1308.0422](#)] [[INSPIRE](#)].
- [9] J.M. Campbell, R.K. Ellis, W.T. Giele and C. Williams, *Finding the Higgs boson in decays to $Z\gamma$ using the matrix element method at Next-to-Leading Order*, *Phys. Rev. D* **87** (2013) 073005 [[arXiv:1301.7086](#)] [[INSPIRE](#)].
- [10] G. Degrandi and M. Vitti, *The effect of an anomalous Higgs trilinear self-coupling on the $h \rightarrow \gamma Z$ decay*, *Eur. Phys. J. C* **80** (2020) 307 [[arXiv:1912.06429](#)] [[INSPIRE](#)].
- [11] I. Low, J. Lykken and G. Shaughnessy, *Singlet scalars as Higgs imposters at the Large Hadron Collider*, *Phys. Rev. D* **84** (2011) 035027 [[arXiv:1105.4587](#)] [[INSPIRE](#)].
- [12] L.T. Hue et al., *General one-loop formulas for decay $h \rightarrow Z\gamma$* , *Eur. Phys. J. C* **78** (2018) 885 [[arXiv:1712.05234](#)] [[INSPIRE](#)].
- [13] A. Dedes, K. Suxho and L. Trifyllis, *The decay $h \rightarrow Z\gamma$ in the standard-model effective field theory*, *JHEP* **06** (2019) 115 [[arXiv:1903.12046](#)] [[INSPIRE](#)].
- [14] A. Hammad, S. Khalil and S. Moretti, *Higgs boson decays into $\gamma\gamma$ and $Z\gamma$ in the MSSM and the B-L supersymmetric SM*, *Phys. Rev. D* **92** (2015) 095008 [[arXiv:1503.05408](#)] [[INSPIRE](#)].
- [15] C.-X. Liu et al., *Higgs boson decay $h \rightarrow Z\gamma$ and muon magnetic dipole moment in the $\mu\nu$ SSM*, *JHEP* **04** (2020) 002 [[arXiv:2002.04370](#)] [[INSPIRE](#)].
- [16] CMS collaboration, *A measurement of the Higgs boson mass in the diphoton decay channel*, *Phys. Lett. B* **805** (2020) 135425 [[arXiv:2002.06398](#)] [[INSPIRE](#)].
- [17] LHC HIGGS CROSS SECTION WORKING GROUP collaboration, *Handbook of LHC Higgs Cross Sections: 4. Deciphering the Nature of the Higgs Sector*, [arXiv:1610.07922](#) [[DOI:10.23731/CYRM-2017-002](#)] [[INSPIRE](#)].
- [18] CMS collaboration, *Measurements of Higgs boson production cross sections and couplings in the diphoton decay channel at $\sqrt{s} = 13$ TeV*, *JHEP* **07** (2021) 027 [[arXiv:2103.06956](#)] [[INSPIRE](#)].
- [19] A. Djouadi, V. Driesen, W. Hollik and A. Kraft, *The Higgs photon-Z boson coupling revisited*, *Eur. Phys. J. C* **1** (1998) 163 [[hep-ph/9701342](#)] [[INSPIRE](#)].
- [20] C.-W. Chiang and K. Yagyu, *Higgs boson decays to $\gamma\gamma$ and $Z\gamma$ in models with Higgs extensions*, *Phys. Rev. D* **87** (2013) 033003 [[arXiv:1207.1065](#)] [[INSPIRE](#)].
- [21] M. Carena, I. Low and C.E.M. Wagner, *Implications of a modified Higgs to diphoton decay width*, *JHEP* **08** (2012) 060 [[arXiv:1206.1082](#)] [[INSPIRE](#)].
- [22] C.-S. Chen, C.-Q. Geng, D. Huang and L.-H. Tsai, *New scalar contributions to $h \rightarrow Z\gamma$* , *Phys. Rev. D* **87** (2013) 075019 [[arXiv:1301.4694](#)] [[INSPIRE](#)].
- [23] H.T. Hung et al., *Neutral Higgs decays $H \rightarrow Z\gamma, \gamma\gamma$ in 3-3-1 models*, *Phys. Rev. D* **100** (2019) 075014 [[arXiv:1907.06735](#)] [[INSPIRE](#)].

- [24] P. Archer-Smith, D. Stolarski and R. Vega-Morales, *On new physics contributions to the Higgs decay to $Z\gamma$* , *JHEP* **10** (2021) 247 [[arXiv:2012.01440](#)] [[INSPIRE](#)].
- [25] ATLAS collaboration, *Search for Higgs boson decays to a photon and a Z boson in pp collisions at $\sqrt{s} = 7$ and 8 TeV with the ATLAS detector*, *Phys. Lett. B* **732** (2014) 8 [[arXiv:1402.3051](#)] [[INSPIRE](#)].
- [26] CMS collaboration, *Search for a Higgs boson decaying into a Z and a photon in pp collisions at $\sqrt{s} = 7$ and 8 TeV*, *Phys. Lett. B* **726** (2013) 587 [[arXiv:1307.5515](#)] [[INSPIRE](#)].
- [27] CMS collaboration, *Search for the decay of a Higgs boson in the $\ell\ell\gamma$ channel in proton-proton collisions at $\sqrt{s} = 13$ TeV*, *JHEP* **11** (2018) 152 [[arXiv:1806.05996](#)] [[INSPIRE](#)].
- [28] ATLAS collaboration, *A search for the $Z\gamma$ decay mode of the Higgs boson in pp collisions at $\sqrt{s} = 13$ TeV with the ATLAS detector*, *Phys. Lett. B* **809** (2020) 135754 [[arXiv:2005.05382](#)] [[INSPIRE](#)].
- [29] ATLAS collaboration, *Evidence for Higgs boson decays to a low-mass dilepton system and a photon in pp collisions at $\sqrt{s} = 13$ TeV with the ATLAS detector*, *Phys. Lett. B* **819** (2021) 136412 [[arXiv:2103.10322](#)] [[INSPIRE](#)].
- [30] CMS collaboration, *Search for a Higgs boson decaying into $\gamma^*\gamma \rightarrow \ell\ell\gamma$ with low dilepton mass in pp collisions at $\sqrt{s} = 8$ TeV*, *Phys. Lett. B* **753** (2016) 341 [[arXiv:1507.03031](#)] [[INSPIRE](#)].
- [31] CMS collaboration, *Search for Higgs boson decays to a Z boson and a photon in proton-proton collisions at $\sqrt{s} = 13$ TeV*, <https://www.hepdata.net/record/ins2072831> [[DOI:10.17182/HEPDATA.127896](#)].
- [32] CMS collaboration, *The CMS experiment at the CERN LHC, 2008* *JINST* **3** S08004 [[INSPIRE](#)].
- [33] CMS collaboration, *Performance of the CMS Level-1 trigger in proton-proton collisions at $\sqrt{s} = 13$ TeV, 2020* *JINST* **15** P10017 [[arXiv:2006.10165](#)] [[INSPIRE](#)].
- [34] CMS collaboration, *The CMS trigger system, 2017* *JINST* **12** P01020 [[arXiv:1609.02366](#)] [[INSPIRE](#)].
- [35] CMS collaboration, *Performance of electron reconstruction and selection with the CMS detector in proton-proton collisions at $\sqrt{s} = 8$ TeV, 2015* *JINST* **10** P06005 [[arXiv:1502.02701](#)] [[INSPIRE](#)].
- [36] CMS collaboration, *Performance of the CMS muon detector and muon reconstruction with proton-proton collisions at $\sqrt{s} = 13$ TeV, 2018* *JINST* **13** P06015 [[arXiv:1804.04528](#)] [[INSPIRE](#)].
- [37] CMS collaboration, *Performance of photon reconstruction and identification with the CMS detector in proton-proton collisions at $\sqrt{s} = 8$ TeV, 2015* *JINST* **10** P08010 [[arXiv:1502.02702](#)] [[INSPIRE](#)].
- [38] CMS collaboration, *Description and performance of track and primary-vertex reconstruction with the CMS tracker, 2014* *JINST* **9** P10009 [[arXiv:1405.6569](#)] [[INSPIRE](#)].
- [39] M. Cacciari, G.P. Salam and G. Soyez, *The anti- k_t jet clustering algorithm*, *JHEP* **04** (2008) 063 [[arXiv:0802.1189](#)] [[INSPIRE](#)].

- [40] M. Cacciari, G.P. Salam and G. Soyez, *FastJet User Manual*, *Eur. Phys. J. C* **72** (2012) 1896 [[arXiv:1111.6097](#)] [[INSPIRE](#)].
- [41] CMS collaboration, *Particle-flow reconstruction and global event description with the CMS detector*, 2017 *JINST* **12** P10003 [[arXiv:1706.04965](#)] [[INSPIRE](#)].
- [42] CMS collaboration, *Electron and photon reconstruction and identification with the CMS experiment at the CERN LHC*, 2021 *JINST* **16** P05014 [[arXiv:2012.06888](#)] [[INSPIRE](#)].
- [43] CMS collaboration, *Pileup mitigation at CMS in 13 TeV data*, 2020 *JINST* **15** P09018 [[arXiv:2003.00503](#)] [[INSPIRE](#)].
- [44] CMS collaboration, *Jet energy scale and resolution in the CMS experiment in pp collisions at 8 TeV*, 2017 *JINST* **12** P02014 [[arXiv:1607.03663](#)] [[INSPIRE](#)].
- [45] CMS collaboration, *Jet algorithms performance in 13 TeV data*, CMS-PAS-JME-16-003, CERN, Geneva (2017).
- [46] CMS collaboration, *Precision luminosity measurement in proton-proton collisions at $\sqrt{s} = 13$ TeV in 2015 and 2016 at CMS*, *Eur. Phys. J. C* **81** (2021) 800 [[arXiv:2104.01927](#)] [[INSPIRE](#)].
- [47] CMS collaboration, *CMS luminosity measurement for the 2017 data-taking period at $\sqrt{s} = 13$ TeV*, CMS-PAS-LUM-17-004, CERN, Geneva (2018).
- [48] CMS collaboration, *CMS luminosity measurement for the 2018 data-taking period at $\sqrt{s} = 13$ TeV*, CMS-PAS-LUM-18-002, CERN, Geneva (2019).
- [49] P. Nason, *A New method for combining NLO QCD with shower Monte Carlo algorithms*, *JHEP* **11** (2004) 040 [[hep-ph/0409146](#)] [[INSPIRE](#)].
- [50] S. Frixione, P. Nason and C. Oleari, *Matching NLO QCD computations with Parton Shower simulations: the POWHEG method*, *JHEP* **11** (2007) 070 [[arXiv:0709.2092](#)] [[INSPIRE](#)].
- [51] S. Alioli, P. Nason, C. Oleari and E. Re, *A general framework for implementing NLO calculations in shower Monte Carlo programs: the POWHEG BOX*, *JHEP* **06** (2010) 043 [[arXiv:1002.2581](#)] [[INSPIRE](#)].
- [52] S. Alioli, P. Nason, C. Oleari and E. Re, *NLO Higgs boson production via gluon fusion matched with shower in POWHEG*, *JHEP* **04** (2009) 002 [[arXiv:0812.0578](#)] [[INSPIRE](#)].
- [53] P. Nason and C. Oleari, *NLO Higgs boson production via vector-boson fusion matched with shower in POWHEG*, *JHEP* **02** (2010) 037 [[arXiv:0911.5299](#)] [[INSPIRE](#)].
- [54] G. Luisoni, P. Nason, C. Oleari and F. Tramontano, *$HW^\pm/HZ + 0$ and 1 jet at NLO with the POWHEG BOX interfaced to GoSam and their merging within MiNLO*, *JHEP* **10** (2013) 083 [[arXiv:1306.2542](#)] [[INSPIRE](#)].
- [55] H.B. Hartanto, B. Jager, L. Reina and D. Wackerroth, *Higgs boson production in association with top quarks in the POWHEG BOX*, *Phys. Rev. D* **91** (2015) 094003 [[arXiv:1501.04498](#)] [[INSPIRE](#)].
- [56] A. Denner et al., *Standard model Higgs-boson branching ratios with uncertainties*, *Eur. Phys. J. C* **71** (2011) 1753 [[arXiv:1107.5909](#)] [[INSPIRE](#)].
- [57] A. Djouadi, J. Kalinowski and M. Spira, *HDECAY: a program for Higgs boson decays in the standard model and its supersymmetric extension*, *Comput. Phys. Commun.* **108** (1998) 56 [[hep-ph/9704448](#)] [[INSPIRE](#)].

- [58] A. Djouadi, J. Kalinowski, M. Muhlleitner and M. Spira, *An update of the program HDECAY*, in the proceedings of the 6th *Les Houches Workshop on Physics at TeV Colliders*, (2010) [[arXiv:1003.1643](#)] [[INSPIRE](#)].
- [59] M. Spira, A. Djouadi and P.M. Zerwas, *QCD corrections to the $HZ\gamma$ coupling*, *Phys. Lett. B* **276** (1992) 350 [[INSPIRE](#)].
- [60] R. Bonciani et al., *Next-to-leading order QCD corrections to the decay width $H \rightarrow Z\gamma$* , *JHEP* **08** (2015) 108 [[arXiv:1505.00567](#)] [[INSPIRE](#)].
- [61] T. Gehrmann, S. Guns and D. Kara, *The rare decay $H \rightarrow Z\gamma$ in perturbative QCD*, *JHEP* **09** (2015) 038 [[arXiv:1505.00561](#)] [[INSPIRE](#)].
- [62] J. Alwall et al., *The automated computation of tree-level and next-to-leading order differential cross sections, and their matching to parton shower simulations*, *JHEP* **07** (2014) 079 [[arXiv:1405.0301](#)] [[INSPIRE](#)].
- [63] S. Frixione, P. Nason and G. Ridolfi, *A Positive-weight next-to-leading-order Monte Carlo for heavy flavour hadroproduction*, *JHEP* **09** (2007) 126 [[arXiv:0707.3088](#)] [[INSPIRE](#)].
- [64] C. Anastasiou et al., *Higgs boson gluon-fusion production in QCD at three loops*, *Phys. Rev. Lett.* **114** (2015) 212001 [[arXiv:1503.06056](#)] [[INSPIRE](#)].
- [65] C. Anastasiou et al., *High precision determination of the gluon fusion Higgs boson cross-section at the LHC*, *JHEP* **05** (2016) 058 [[arXiv:1602.00695](#)] [[INSPIRE](#)].
- [66] M. Ciccolini, A. Denner and S. Dittmaier, *Strong and electroweak corrections to the production of Higgs + 2jets via weak interactions at the LHC*, *Phys. Rev. Lett.* **99** (2007) 161803 [[arXiv:0707.0381](#)] [[INSPIRE](#)].
- [67] M. Ciccolini, A. Denner and S. Dittmaier, *Electroweak and QCD corrections to Higgs production via vector-boson fusion at the LHC*, *Phys. Rev. D* **77** (2008) 013002 [[arXiv:0710.4749](#)] [[INSPIRE](#)].
- [68] P. Bolzoni, F. Maltoni, S.-O. Moch and M. Zaro, *Higgs production via vector-boson fusion at NNLO in QCD*, *Phys. Rev. Lett.* **105** (2010) 011801 [[arXiv:1003.4451](#)] [[INSPIRE](#)].
- [69] P. Bolzoni, F. Maltoni, S.-O. Moch and M. Zaro, *Vector boson fusion at NNLO in QCD: SM Higgs and beyond*, *Phys. Rev. D* **85** (2012) 035002 [[arXiv:1109.3717](#)] [[INSPIRE](#)].
- [70] M. Cacciari et al., *Fully differential vector-boson-fusion Higgs production at next-to-next-to-leading order*, *Phys. Rev. Lett.* **115** (2015) 082002 [*Erratum ibid.* **120** (2018) 139901] [[arXiv:1506.02660](#)] [[INSPIRE](#)].
- [71] M.L. Ciccolini, S. Dittmaier and M. Kramer, *Electroweak radiative corrections to associated WH and ZH production at hadron colliders*, *Phys. Rev. D* **68** (2003) 073003 [[hep-ph/0306234](#)] [[INSPIRE](#)].
- [72] O. Brein, A. Djouadi and R. Harlander, *NNLO QCD corrections to the Higgs-strahlung processes at hadron colliders*, *Phys. Lett. B* **579** (2004) 149 [[hep-ph/0307206](#)] [[INSPIRE](#)].
- [73] L. Reina and S. Dawson, *Next-to-leading order results for $t\bar{t}h$ production at the Tevatron*, *Phys. Rev. Lett.* **87** (2001) 201804 [[hep-ph/0107101](#)] [[INSPIRE](#)].
- [74] W. Beenakker et al., *Higgs radiation off top quarks at the Tevatron and the LHC*, *Phys. Rev. Lett.* **87** (2001) 201805 [[hep-ph/0107081](#)] [[INSPIRE](#)].
- [75] W. Beenakker et al., *NLO QCD corrections to $t\bar{t}H$ production in hadron collisions*, *Nucl. Phys. B* **653** (2003) 151 [[hep-ph/0211352](#)] [[INSPIRE](#)].

- [76] S. Dawson, L.H. Orr, L. Reina and D. Wackerroth, *Associated top quark Higgs boson production at the LHC*, *Phys. Rev. D* **67** (2003) 071503 [[hep-ph/0211438](#)] [[INSPIRE](#)].
- [77] S. Dawson et al., *Associated Higgs production with top quarks at the large hadron collider: NLO QCD corrections*, *Phys. Rev. D* **68** (2003) 034022 [[hep-ph/0305087](#)] [[INSPIRE](#)].
- [78] Y. Zhang et al., *QCD NLO and EW NLO corrections to $t\bar{t}H$ production with top quark decays at hadron collider*, *Phys. Lett. B* **738** (2014) 1 [[arXiv:1407.1110](#)] [[INSPIRE](#)].
- [79] S. Frixione et al., *Weak corrections to Higgs hadroproduction in association with a top-quark pair*, *JHEP* **09** (2014) 065 [[arXiv:1407.0823](#)] [[INSPIRE](#)].
- [80] T. Sjöstrand et al., *An introduction to PYTHIA 8.2*, *Comput. Phys. Commun.* **191** (2015) 159 [[arXiv:1410.3012](#)] [[INSPIRE](#)].
- [81] CMS collaboration, *Event generator tunes obtained from underlying event and multiparton scattering measurements*, *Eur. Phys. J. C* **76** (2016) 155 [[arXiv:1512.00815](#)] [[INSPIRE](#)].
- [82] CMS collaboration, *Extraction and validation of a new set of CMS PYTHIA8 tunes from underlying-event measurements*, *Eur. Phys. J. C* **80** (2020) 4 [[arXiv:1903.12179](#)] [[INSPIRE](#)].
- [83] NNPDF collaboration, *Parton distributions for the LHC Run II*, *JHEP* **04** (2015) 040 [[arXiv:1410.8849](#)] [[INSPIRE](#)].
- [84] NNPDF collaboration, *Parton distributions from high-precision collider data*, *Eur. Phys. J. C* **77** (2017) 663 [[arXiv:1706.00428](#)] [[INSPIRE](#)].
- [85] GEANT4 collaboration, *GEANT4—a simulation toolkit*, *Nucl. Instrum. Meth. A* **506** (2003) 250 [[INSPIRE](#)].
- [86] E. Spyromitros-Xioufis, G. Tsoumakas, W. Groves and I. Vlahavas, *Multi-target regression via input space expansion: treating targets as inputs*, *Mach. Learn.* **104** (2016) 55 [[arXiv:1211.6581](#)].
- [87] CMS collaboration, *Measurements of Higgs boson properties in the diphoton decay channel in proton-proton collisions at $\sqrt{s} = 13$ TeV*, *JHEP* **11** (2018) 185 [[arXiv:1804.02716](#)] [[INSPIRE](#)].
- [88] CMS collaboration, *Measurement of the inclusive W and Z production cross sections in pp collisions at $\sqrt{s} = 7$ TeV*, *JHEP* **10** (2011) 132 [[arXiv:1107.4789](#)] [[INSPIRE](#)].
- [89] CMS collaboration, *Measurements of properties of the Higgs boson decaying into the four-lepton final state in pp collisions at $\sqrt{s} = 13$ TeV*, *JHEP* **11** (2017) 047 [[arXiv:1706.09936](#)] [[INSPIRE](#)].
- [90] D.L. Rainwater, R. Szalapski and D. Zeppenfeld, *Probing color singlet exchange in Z + two jet events at the CERN LHC*, *Phys. Rev. D* **54** (1996) 6680 [[hep-ph/9605444](#)] [[INSPIRE](#)].
- [91] OPAL collaboration, *Search for anomalous production of dilepton events with missing transverse momentum in e^+e^- collisions at $\sqrt{s} = 161$ -GeV and 172-GeV*, *Eur. Phys. J. C* **4** (1998) 47 [[hep-ex/9710010](#)] [[INSPIRE](#)].
- [92] M. Vesterinen and T.R. Wyatt, *A novel technique for studying the Z boson transverse momentum distribution at hadron colliders*, *Nucl. Instrum. Meth. A* **602** (2009) 432 [[arXiv:0807.4956](#)] [[INSPIRE](#)].
- [93] J.S. Gainer, W.-Y. Keung, I. Low and P. Schwaller, *Looking for a light Higgs boson in the $Z\gamma \rightarrow \ell\ell\gamma$ channel*, *Phys. Rev. D* **86** (2012) 033010 [[arXiv:1112.1405](#)] [[INSPIRE](#)].



















- [94] J.S. Gainer, K. Kumar, I. Low and R. Vega-Morales, *Improving the sensitivity of Higgs boson searches in the golden channel*, *JHEP* **11** (2011) 027 [[arXiv:1108.2274](#)] [[INSPIRE](#)].
- [95] M. Oreglia, *A Study of the Reactions $\psi' \rightarrow \gamma\gamma\psi$* , Ph.D. thesis, Stanford University, U.S.A. (1980), <http://www.slac.stanford.edu/pubs/slacreports/slac-r-236.html> [[INSPIRE](#)].
- [96] P.D. Dauncey, M. Kenzie, N. Wardle and G.J. Davies, *Handling uncertainties in background shapes: the discrete profiling method*, 2015 *JINST* **10** P04015 [[arXiv:1408.6865](#)] [[INSPIRE](#)].
- [97] R.A. Fisher, *On the mathematical foundations of theoretical statistics*, *Phil. Trans. Roy. Soc. Lond. A* **222** (1922) 309 [[arXiv:1922.0009](#)] [[INSPIRE](#)].
- [98] ATLAS collaboration, CMS collaboration, and LHC Higgs Combination Group, *Procedure for the LHC Higgs boson search combination in Summer 2011*, CMS-NOTE-2011-005, CERN, Geneva (2011).
- [99] A.L. Read, *Presentation of search results: the CL_s technique*, *J. Phys. G* **28** (2002) 2693 [[INSPIRE](#)].
- [100] T. Junk, *Confidence level computation for combining searches with small statistics*, *Nucl. Instrum. Meth. A* **434** (1999) 435 [[hep-ex/9902006](#)] [[INSPIRE](#)].
- [101] G. Cowan, K. Cranmer, E. Gross and O. Vitells, *Asymptotic formulae for likelihood-based tests of new physics*, *Eur. Phys. J. C* **71** (2011) 1554 [*Erratum ibid.* **73** (2013) 2501] [[arXiv:1007.1727](#)] [[INSPIRE](#)].
- [102] A.D. Martin, W.J. Stirling, R.S. Thorne and G. Watt, *Parton distributions for the LHC*, *Eur. Phys. J. C* **63** (2009) 189 [[arXiv:0901.0002](#)] [[INSPIRE](#)].
- [103] H.-L. Lai et al., *New parton distributions for collider physics*, *Phys. Rev. D* **82** (2010) 074024 [[arXiv:1007.2241](#)] [[INSPIRE](#)].
- [104] J. Butterworth et al., *PDF4LHC recommendations for LHC Run II*, *J. Phys. G* **43** (2016) 023001 [[arXiv:1510.03865](#)] [[INSPIRE](#)].
- [105] CMS collaboration, *Measurement of the inelastic proton-proton cross section at $\sqrt{s} = 13$ TeV*, *JHEP* **07** (2018) 161 [[arXiv:1802.02613](#)] [[INSPIRE](#)].

The CMS collaboration

Yerevan Physics Institute, Yerevan, Armenia

A. Tumasyan 













Institut für Hochenergiephysik, Vienna, Austria

W. Adam , J.W. Andrejkovic, T. Bergauer , S. Chatterjee , K. Damanakis , M. Dragicevic , A. Escalante Del Valle , R. Frühwirth¹ , M. Jeitler¹ , N. Krammer , L. Lechner , D. Liko , I. Mikulec , P. Paulitsch, F.M. Pitters, J. Schieck¹ , R. Schöfbeck , D. Schwarz , S. Tempel , W. Waltenberger , C.-E. Wulz¹ 
















Universiteit Antwerpen, Antwerpen, Belgium

M.R. Darwish² , E.A. De Wolf, T. Janssen , T. Kello³, A. Lelek , H. Rejeb Sfar, P. Van Mechelen , S. Van Putte , N. Van Remortel 











Vrije Universiteit Brussel, Brussel, Belgium

E.S. Bols , J. D'Hondt , A. De Moor , M. Delcourt , H. El Faham , S. Lowette , S. Moortgat , A. Morton , D. Müller , A.R. Sahasransu , S. Tavernier , W. Van Doninck, D. Vannerom 


















Université Libre de Bruxelles, Bruxelles, Belgium

D. Beghin, B. Bilin , B. Clerbaux , G. De Lentdecker , L. Favart , A.K. Kalsi , K. Lee , M. Mahdavihorrani , I. Makarenko , L. Moureaux , S. Paredes , L. Pétré, A. Popov , N. Postiau, E. Starling , L. Thomas , M. Vanden Bemden, C. Vanden Velde , P. Vanlaer 

Ghent University, Ghent, Belgium

T. Cornelis , D. Dobur , J. Knolle , L. Lambrecht , G. Mestdach, M. Niedziela , C. Rendón, C. Roskas , A. Samalan, K. Skovpen , M. Tytgat , N. Van Den Bossche , B. Vermassen, L. Wezenbeek 





















Université Catholique de Louvain, Louvain-la-Neuve, Belgium

A. Benecke , A. Bethani , G. Bruno , F. Bury , C. Caputo , P. David , C. De-laere , I.S. Donertas , A. Giammanco , K. Jaffel , Sa. Jain , V. Lemaitre, K. Mondal , J. Prisciandaro, A. Taliercio , M. Teklishyn , T.T. Tran , P. Vischia , S. Wertz 

Centro Brasileiro de Pesquisas Físicas, Rio de Janeiro, Brazil

G.A. Alves , C. Hensel , A. Moraes , P. Rebello Teles 

Universidade do Estado do Rio de Janeiro, Rio de Janeiro, Brazil

W.L. Aldá Júnior , M. Alves Gallo Pereira , M. Barroso Ferreira Filho , H. Brandao Malbouisson , W. Carvalho , J. Chinellato⁴, E.M. Da Costa , G.G. Da Silveira⁵ , D. De Jesus Damiao , V. Dos Santos Sousa , S. Fonseca De Souza , C. Mora Herrera , K. Mota Amarilo , L. Mundim , H. Nogima , A. Santoro , S.M. Silva Do Amaral , A. Sznajder , M. Thiel , F. Torres Da Silva De Araujo⁶ , A. Vilela Pereira 

Universidade Estadual Paulista, Universidade Federal do ABC, São Paulo, Brazil

C.A. Bernardes⁵ , L. Calligaris , T.R. Fernandez Perez Tomei , E.M. Gregores , D. S. Lemos , P.G. Mercadante , S.F. Novaes , Sandra S. Padula 




Institute for Nuclear Research and Nuclear Energy, Bulgarian Academy of Sciences, Sofia, Bulgaria

A. Aleksandrov , G. Antchev , R. Hadjiiska , P. Iaydjiev , M. Misheva , M. Rodozov, M. Shopova , G. Sultanov 





University of Sofia, Sofia, Bulgaria

A. Dimitrov , T. Ivanov , L. Litov , B. Pavlov , P. Petkov , A. Petrov

















Beihang University, Beijing, China

T. Cheng , T. Javaid⁷, M. Mittal , L. Yuan 



Department of Physics, Tsinghua University, Beijing, China

M. Ahmad , G. Bauer, C. Dozen , Z. Hu , J. Martins⁸ , Y. Wang, K. Yi^{9,10}

Institute of High Energy Physics, Beijing, China

E. Chapon , G.M. Chen⁷ , H.S. Chen⁷ , M. Chen , F. Iemmi , A. Kapoor , D. Leggat, H. Liao , Z.-A. Liu¹¹ , V. Milosevic , F. Monti , R. Sharma , J. Tao , J. Thomas-Wilsker , J. Wang , H. Zhang , J. Zhao 

State Key Laboratory of Nuclear Physics and Technology, Peking University, Beijing, China

A. Agapitos , Y. An , Y. Ban , C. Chen, A. Levin , Q. Li , X. Lyu, Y. Mao, S.J. Qian , D. Wang , J. Xiao , H. Yang

Sun Yat-Sen University, Guangzhou, China

M. Lu , Z. You 

Institute of Modern Physics and Key Laboratory of Nuclear Physics and Ion-beam Application (MOE) - Fudan University, Shanghai, China

X. Gao³ , H. Okawa , Y. Zhang 




Zhejiang University, Hangzhou, Zhejiang, China

Z. Lin , M. Xiao 





Universidad de Los Andes, Bogota, Colombia








































C. Avila , A. Cabrera , C. Florez , J. Fraga 

Universidad de Antioquia, Medellin, Colombia




























J. Mejia Guisao , F. Ramirez , J.D. Ruiz Alvarez 

University of Split, Faculty of Electrical Engineering, Mechanical Engineering and Naval Architecture, Split, Croatia
















D. Giljanovic , N. Godinovic , D. Lelas , I. Puljak 

University of Split, Faculty of Science, Split, CroatiaZ. Antunovic, M. Kovac , T. Sculac **Institute Rudjer Boskovic, Zagreb, Croatia**V. Brigljevic , D. Ferencek , D. Majumder , M. Roguljic , A. Starodumov¹² , T. Susa **University of Cyprus, Nicosia, Cyprus**A. Attikis , K. Christoforou , G. Kole , M. Kolosova , S. Konstantinou , J. Mousa , C. Nicolaou, F. Ptochos , P.A. Razis , H. Rykaczewski, H. Saka **Charles University, Prague, Czech Republic**M. Finger¹² , M. Finger Jr.¹² , A. Kveton **Escuela Politecnica Nacional, Quito, Ecuador**E. Ayala **Universidad San Francisco de Quito, Quito, Ecuador**E. Carrera Jarrin **Academy of Scientific Research and Technology of the Arab Republic of Egypt,
Egyptian Network of High Energy Physics, Cairo, Egypt**A.A. Abdelalim^{13,14} , S. Khalil¹⁴ **Center for High Energy Physics (CHEP-FU), Fayoum University, El-Fayoum,
Egypt**M.A. Mahmoud , Y. Mohammed **National Institute of Chemical Physics and Biophysics, Tallinn, Estonia**S. Bhowmik , R.K. Dewanjee , K. Ehataht , M. Kadastik, S. Nandan , C. Nielsen , J. Pata , M. Raidal , L. Tani , C. Veelken **Department of Physics, University of Helsinki, Helsinki, Finland**P. Eerola , H. Kirschenmann , K. Osterberg , M. Voutilainen **Helsinki Institute of Physics, Helsinki, Finland**S. Bharthuar , E. Brücken , F. Garcia , J. Havukainen , M.S. Kim , R. Kinnunen, T. Lampén , K. Lassila-Perini , S. Lehti , T. Lindén , M. Lotti, L. Martikainen , M. Myllymäki , J. Ott , M.m. Rantanen , H. Siikonen , E. Tuominen , J. Tuominiemi **Lappeenranta-Lahti University of Technology, Lappeenranta, Finland**P. Luukka , H. Petrow , T. Tuuva**IRFU, CEA, Université Paris-Saclay, Gif-sur-Yvette, France**C. Amendola , M. Besancon , F. Couderc , M. Dejardin , D. Denegri, J.L. Faure, F. Ferri , S. Ganjour , P. Gras , G. Hamel de Monchenault , P. Jarry , B. Lenzi , J. Malcles , J. Rander, A. Rosowsky , M.Ö. Sahin , A. Savoy-Navarro¹⁵ , P. Simkina , M. Titov , G.B. Yu 


























Laboratoire Leprince-Ringuet, CNRS/IN2P3, Ecole Polytechnique, Institut Polytechnique de Paris, Palaiseau, France

S. Ahuja , F. Beaudette , M. Bonanomi , A. Buchot Perraguin , P. Busson , A. Cappati , C. Charlot , O. Davignon , B. Diab , G. Falmagne , B.A. Fontana Santos Alves , S. Ghosh , R. Granier de Cassagnac , A. Hakimi , I. Kucher , J. Motta , M. Nguyen , C. Ochando , P. Paganini , J. Rembser , R. Salerno , U. Sarkar , J.B. Sauvan , Y. Sirois , A. Tarabini , A. Zabi , A. Zghiche 

Université de Strasbourg, CNRS, IPHC UMR 7178, Strasbourg, France

J.-L. Agram ¹⁶ , J. Andrea , D. Apparun , D. Bloch , G. Bourgatte , J.-M. Brom , E.C. Chabert , C. Collard , D. Darej , J.-C. Fontaine ¹⁶ , U. Goerlach , C. Grimault , A.-C. Le Bihan , E. Nibigira , P. Van Hove 

Institut de Physique des 2 Infinis de Lyon (IP2I), Villeurbanne, France

E. Asilar , S. Beauceron , C. Bernet , G. Boudoul , C. Camen , A. Carle , N. Chanon , D. Contardo , P. Depasse , H. El Mamouni , J. Fay , S. Gascon , M. Gouzevitch , B. Ille , I.B. Laktineh , H. Lattaud , A. Lesauvage , M. Lethuillier , L. Mirabito , S. Perries , K. Shchablo , V. Sordini , G. Touquet , M. Vander Donckt , S. Viret 



























Georgian Technical University, Tbilisi, Georgia

I. Lomidze , T. Toriashvili ¹⁷ , Z. Tsamalaidze ¹² 












RWTH Aachen University, I. Physikalisches Institut, Aachen, Germany

V. Botta , L. Feld , K. Klein , M. Lipinski , D. Meuser , A. Pauls , N. Röwert , J. Schulz , M. Teroerde 

















































RWTH Aachen University, III. Physikalisches Institut A, Aachen, Germany
























A. Dodonova , D. Eliseev , M. Erdmann , P. Fackeldey , B. Fischer , T. Hebbeker , K. Hoepfner , F. Ivone , M.Y. Lee ¹⁸ , L. Mastrolorenzo , M. Merschmeyer , A. Meyer , G. Mocellin , S. Mondal , S. Mukherjee , D. Noll , A. Novak , A. Pozdnyakov , Y. Rath , H. Reithler , A. Schmidt , S.C. Schuler , A. Sharma , L. Vigilante , S. Wiedenbeck , S. Zaleski 

RWTH Aachen University, III. Physikalisches Institut B, Aachen, Germany






























C. Dziwok , G. Flügge , W. Haj Ahmad ¹⁹ , O. Hlushchenko , T. Kress , A. Nowack , O. Pooth , D. Roy , A. Stahl ²⁰ , T. Ziemons , A. Zotz 

Deutsches Elektronen-Synchrotron, Hamburg, Germany



























H. Aarup Petersen , M. Aldaya Martin , P. Asmuss , S. Baxter , M. Bayatmakou , O. Behnke , A. Bermúdez Martínez , S. Bhattacharya , A.A. Bin Anuar , F. Blekman ²¹ , K. Borras ²² , D. Brunner , A. Campbell , A. Cardini , C. Cheng , F. Colombina , S. Consuegra Rodríguez , G. Correia Silva , M. De Silva , L. Didukh , G. Eckerlin , D. Eckstein , L.I. Estevez Banos , O. Filatov , E. Gallo ²¹ , A. Geiser , A. Giraldi , G. Greau , A. Grohsjean , M. Guthoff , A. Jafari ²³ , N.Z. Jomhari , A. Kasem ²² , M. Kasemann , H. Kaveh , C. Kleinwort , R. Kogler , D. Krücker , W. Lange , K. Lipka , W. Lohmann ²⁴ , R. Mankel , I.-A. Melzer-Pellmann , M. Mendizabal Morentin , J. Metwally , A.B. Meyer , M. Meyer , J. Mnich 

A. Mussgiller , A. Nürnberg , Y. Otariid, D. Pérez Adán , D. Pitzl, A. Raspereza, B. Ribeiro Lopes , J. Rübenach, A. Saggio , A. Saibel , M. Savitskyi , M. Scham²⁵ , V. Scheurer, S. Schnake , P. Schütze , C. Schwanenberger²¹ , M. Shchedrolosiev , R.E. Sosa Ricardo , D. Stafford, N. Tonon , M. Van De Klundert , F. Vazzoler , R. Walsh , D. Walter , Q. Wang , Y. Wen , K. Wichmann, L. Wiens , C. Wissing , S. Wuchterl 

University of Hamburg, Hamburg, Germany

R. Aggleton, S. Albrecht , S. Bein , L. Benato , P. Connor , K. De Leo , M. Eich, K. El Morabit , F. Feindt, A. Fröhlich, C. Garbers , E. Garutti , P. Gunnellini, M. Hajheidari, J. Haller , A. Hinzmann , G. Kasieczka , R. Klanner , T. Kramer , V. Kutzner, J. Lange , T. Lange , A. Lobanov , A. Malara , C. Matthies , A. Mehta , A. Nigamova , K.J. Pena Rodriguez , M. Rieger , O. Rieger, P. Schleper , M. Schröder , J. Schwandt , J. Sonneveld , H. Stadie , G. Steinbrück , A. Tews, I. Zoi 










Karlsruher Institut fuer Technologie, Karlsruhe, Germany

J. Bechtel , S. Brommer , M. Burkart, E. Butz , R. Caspart , T. Chwalek , W. De Boer[†], A. Dierlamm , A. Droll, N. Faltermann , M. Giffels , J.O. Gosewisch, A. Gottmann , F. Hartmann²⁰ , C. Heidecker, U. Husemann , P. Keicher, R. Koppenhöfer , S. Maier , S. Mitra , Th. Müller , M. Neukum, G. Quast , K. Rabbertz , J. Rauser, D. Savoie , M. Schnepf, D. Seith, I. Shvetsov, H.J. Simonis, R. Ulrich , J. Van Der Linden , R.F. Von Cube , M. Wassmer , M. Weber , S. Wieland , R. Wolf , S. Wozniewski , S. Wunsch

Institute of Nuclear and Particle Physics (INPP), NCSR Demokritos, Aghia Paraskevi, Greece

G. Anagnostou, G. Daskalakis , A. Kyriakis, A. Stakia 







National and Kapodistrian University of Athens, Athens, Greece

M. Diamantopoulou, D. Karasavvas, P. Kontaxakis , C.K. Koraka , A. Manousakis-Katsikakis , A. Panagiotou, I. Papavergou , N. Saoulidou , K. Theofilatos , E. Tziiferi , K. Vellidis , E. Vourliotis 

National Technical University of Athens, Athens, Greece

G. Bakas , K. Kousouris , I. Papakrivopoulos , G. Tsipolitis, A. Zacharopoulou






University of Ioánnina, Ioánnina, Greece
































































K. Adamidis, I. Bestintzanos, I. Evangelou , C. Foudas, P. Gianneios , P. Katsoulis, P. Kokkas , N. Manthos , I. Papadopoulos , J. Strologas 

MTA-ELTE Lendület CMS Particle and Nuclear Physics Group, Eötvös Loránd University, Budapest, Hungary

M. Csanád , K. Farkas , M.M.A. Gadallah²⁶ , S. Lökös²⁷ , P. Major , K. Mandal , G. Pásztor , A.J. Rádl , O. Surányi , G.I. Veres 

Wigner Research Centre for Physics, Budapest, Hungary

M. Bartók²⁸ , G. Bencze, C. Hajdu , D. Horvath^{29,30} , F. Sikler , V. Veszpremi 

Institute of Nuclear Research ATOMKI, Debrecen, HungaryS. Czellar, D. Fasanella , F. Fienga , J. Karancsi²⁸ , J. Molnar, Z. Szillasi, D. Teyssier **Institute of Physics, University of Debrecen, Debrecen, Hungary**P. Raics, Z.L. Trocsanyi³¹ , B. Ujvari³² **Karoly Robert Campus, MATE Institute of Technology, Gyongyos, Hungary**T. Csorgo³³ , F. Nemes³³ , T. Novak **Panjab University, Chandigarh, India**S. Bansal , S.B. Beri, V. Bhatnagar , G. Chaudhary , S. Chauhan , N. Dhingra³⁴ , R. Gupta, A. Kaur , H. Kaur , M. Kaur , P. Kumari , M. Meena , K. Sandeep , J.B. Singh³⁵ , A. K. Virdi **University of Delhi, Delhi, India**A. Ahmed , A. Bhardwaj , B.C. Choudhary , M. Gola, S. Keshri , A. Kumar , M. Naimuddin , P. Priyanka , K. Ranjan , S. Saumya , A. Shah **Saha Institute of Nuclear Physics, HBNI, Kolkata, India**M. Bharti³⁶, R. Bhattacharya , S. Bhattacharya , D. Bhowmik, S. Dutta , S. Dutta, B. Gomber³⁷ , M. Maity³⁸, P. Palit , P.K. Rout , G. Saha , B. Sahu , S. Sarkar, M. Sharan**Indian Institute of Technology Madras, Madras, India**P.K. Behera , S.C. Behera , P. Kalbhor , J.R. Komaragiri³⁹ , D. Kumar³⁹ , A. Muhammad , L. Panwar³⁹ , R. Pradhan , P.R. Pujahari , A. Sharma , A.K. Sikdar , P.C. Tiwari³⁹ **Bhabha Atomic Research Centre, Mumbai, India**K. Naskar⁴⁰ **Tata Institute of Fundamental Research-A, Mumbai, India**T. Aziz, S. Dugad, M. Kumar , G.B. Mohanty **Tata Institute of Fundamental Research-B, Mumbai, India**S. Banerjee , R. Chudasama , M. Guchait , S. Karmakar , S. Kumar , G. Majumder , K. Mazumdar , S. Mukherjee **National Institute of Science Education and Research, An OCC of Homi Bhabha National Institute, Bhubaneswar, Odisha, India**S. Bahinipati⁴¹ , C. Kar , P. Mal , T. Mishra , V.K. Muraleedharan Nair Bindhu⁴² , A. Nayak⁴² , P. Saha , N. Sur , S.K. Swain, D. Vats⁴² **Indian Institute of Science Education and Research (IISER), Pune, India**A. Alpana , S. Dube , B. Kansal , A. Laha , S. Pandey , A. Rastogi , S. Sharma **Isfahan University of Technology, Isfahan, Iran**H. Bakhshiansohi⁴³ , E. Khazaie , M. Zeinali⁴⁴ 

































Institute for Research in Fundamental Sciences (IPM), Tehran, Iran

S. Chenarani⁴⁵ , S.M. Etesami , M. Khakzad , M. Mohammadi Najafabadi 





























University College Dublin, Dublin, Ireland

M. Grunewald 






INFN Sezione di Bari^a, Università di Bari^b, Politecnico di Bari^c, Bari, Italy

M. Abbrescia^{a,b} , R. Aly^{a,c,13} , C. Aruta^{a,b} , A. Colaleo^a , D. Creanza^{a,c} ,
N. De Filippis^{a,c} , M. De Palma^{a,b} , A. Di Florio^{a,b} , A. Di Pilato^{a,b} ,
W. Elmetenawee^{a,b} , F. Errico^{a,b} , L. Fiore^a , G. Iaselli^{a,c} , M. Ince^{a,b} ,
S. Lezki^{a,b} , G. Maggi^{a,c} , M. Maggi^a , I. Margjeka^{a,b} , V. Mastrapasqua^{a,b} ,
S. My^{a,b} , S. Nuzzo^{a,b} , A. Pellecchia^{a,b} , A. Pompili^{a,b} , G. Pugliese^{a,c} ,
D. Ramos^a , A. Ranieri^a , G. Selvaggi^{a,b} , L. Silvestris^a , F.M. Simone^{a,b} ,
Ü. Sözbilir^a , R. Venditti^a , P. Verwilligen^a 
















INFN Sezione di Bologna^a, Università di Bologna^b, Bologna, Italy

G. Abbiendi^a , C. Battilana^{a,b} , D. Bonacorsi^{a,b} , L. Borgonovi^a , L. Brigliadori^a,
R. Campanini^{a,b} , P. Capiluppi^{a,b} , A. Castro^{a,b} , F.R. Cavallo^a , C. Ciocca^a ,
M. Cuffiani^{a,b} , G.M. Dallavalle^a , T. Diotallevi^{a,b} , F. Fabbri^a , A. Fanfani^{a,b} ,
P. Giacomelli^a , L. Giommi^{a,b} , C. Grandi^a , L. Guiducci^{a,b} , S. Lo Meo^{a,46} ,
L. Lunerti^{a,b} , S. Marcellini^a , G. Masetti^a , F.L. Navarria^{a,b} , A. Perrotta^a ,
F. Primavera^{a,b} , A.M. Rossi^{a,b} , T. Rovelli^{a,b} , G.P. Siroli^{a,b} 

INFN Sezione di Catania^a, Università di Catania^b, Catania, Italy

S. Albergo^{a,b,47} , S. Costa^{a,b,47} , A. Di Mattia^a , R. Potenza^{a,b}, A. Tricoli^{a,b,47} ,
C. Tuve^{a,b} 






INFN Sezione di Firenze^a, Università di Firenze^b, Firenze, Italy

G. Barbagli^a , A. Cassese^a , R. Ceccarelli^{a,b} , V. Ciulli^{a,b} , C. Civinini^a ,
R. D'Alessandro^{a,b} , E. Focardi^{a,b} , G. Latino^{a,b} , P. Lenzi^{a,b} , M. Lizzo^{a,b} ,
M. Meschini^a , S. Paoletti^a , R. Seidita^{a,b} , G. Sguazzoni^a , L. Viliani^a 

























INFN Laboratori Nazionali di Frascati, Frascati, Italy

L. Benussi , S. Bianco , D. Piccolo 











INFN Sezione di Genova^a, Università di Genova^b, Genova, Italy

M. Bozzo^{a,b} , F. Ferro^a , R. Mulargia^a , E. Robutti^a , S. Tosi^{a,b} 


























INFN Sezione di Milano-Bicocca^a, Università di Milano-Bicocca^b, Milano, Italy

A. Benaglia^a , G. Boldrini^a , F. Brivio^{a,b} , F. Cetorelli^{a,b} , F. De Guio^{a,b} ,
M.E. Dinardo^{a,b} , P. Dini^a , S. Gennai^a , A. Ghezzi^{a,b} , P. Govoni^{a,b} , L. Guzzi^{a,b} ,
M.T. Lucchini^{a,b} , M. Malberti^a , S. Malvezzi^a , A. Massironi^a , D. Menasce^a ,
L. Moroni^a , M. Paganoni^{a,b} , D. Pedrini^a , B.S. Pinolini^a, S. Ragazzi^{a,b} ,
N. Redaelli^a , T. Tabarelli de Fatis^{a,b} , D. Valsecchi^{a,b,20} , D. Zuolo^{a,b} 











INFN Sezione di Napoli^a, Università di Napoli 'Federico II'^b, Napoli, Italy; Università della Basilicata^c, Potenza, Italy; Università G. Marconi^d, Roma, Italy

S. Buontempo^a , F. Carnevali^{a,b}, N. Cavallo^{a,c} , A. De Iorio^{a,b} , F. Fabozzi^{a,c} , A.O.M. Iorio^{a,b} , L. Lista^{a,b,48} , S. Meola^{a,d,20} , P. Paolucci^{a,20} , B. Rossi^a , C. Sciacca^{a,b} 















INFN Sezione di Padova^a, Università di Padova^b, Padova, Italy; Università di Trento^c, Trento, Italy

P. Azzi^a , N. Bacchetta^a , D. Bisello^{a,b} , P. Bortignon^a , A. Bragagnolo^{a,b} , R. Carlin^{a,b} , P. Checchia^a , T. Dorigo^a , U. Dosselli^a , F. Gasparini^{a,b} , U. Gasparini^{a,b} , G. Grosso^a, L. Layer^{a,49}, E. Lusiani^a , M. Margoni^{a,b} , F. Marini^a , A.T. Meneguzzo^{a,b} , J. Pazzini^{a,b} , P. Ronchese^{a,b} , R. Rossin^{a,b} , F. Simonetto^{a,b} , G. Strong^a , M. Tosi^{a,b} , H. Yarar^{a,b}, M. Zanetti^{a,b} , P. Zotto^{a,b} , A. Zucchetta^{a,b} , G. Zumerle^{a,b} 


































INFN Sezione di Pavia^a, Università di Pavia^b, Pavia, Italy

C. Aimè^{a,b} , A. Braghieri^a , S. Calzaferri^{a,b} , D. Fiorina^{a,b} , P. Montagna^{a,b} , S.P. Ratti^{a,b}, V. Re^a , C. Riccardi^{a,b} , P. Salvini^a , I. Vai^a , P. Vitulo^{a,b} 







INFN Sezione di Perugia^a, Università di Perugia^b, Perugia, Italy

P. Asenov^{a,50} , G.M. Bilei^a , D. Ciangottini^{a,b} , L. Fanò^{a,b} , M. Magherini^{a,b} , G. Mantovani^{a,b}, V. Mariani^{a,b} , M. Menichelli^a , F. Moscatelli^{a,50} , A. Piccinelli^{a,b} , M. Presilla^{a,b} , A. Rossi^{a,b} , A. Santocchia^{a,b} , D. Spiga^a , T. Tedeschi^{a,b} 
















INFN Sezione di Pisa^a, Università di Pisa^b, Scuola Normale Superiore di Pisa^c, Pisa, Italy; Università di Siena^d, Siena, Italy




















P. Azzurri^a , G. Bagliesi^a , V. Bertacchi^{a,c} , L. Bianchini^a , T. Boccali^a , E. Bossini^{a,b} , R. Castaldi^a , M.A. Ciocci^{a,b} , V. D'Amante^{a,d} , R. Dell'Orso^a , M.R. Di Domenico^{a,d} , S. Donato^a , A. Giassi^a , F. Ligabue^{a,c} , E. Manca^{a,c} , G. Mandorli^{a,c} , D. Matos Figueiredo^a , A. Messineo^{a,b} , M. Musich^a , F. Palla^a , S. Parolia^{a,b} , G. Ramirez-Sanchez^{a,c} , A. Rizzi^{a,b} , G. Rolandi^{a,c} , S. Roy Chowdhury^{a,c} , A. Scribano^a , N. Shafiei^{a,b} , P. Spagnolo^a , R. Tenchini^a , G. Tonelli^{a,b} , N. Turini^{a,d} , A. Venturi^a , P.G. Verdini^a 

INFN Sezione di Roma^a, Sapienza Università di Roma^b, Roma, Italy

P. Barria^a , M. Campana^{a,b} , F. Cavallari^a , D. Del Re^{a,b} , E. Di Marco^a , M. Diemoz^a , E. Longo^{a,b} , P. Meridiani^a , G. Organtini^{a,b} , F. Pandolfi^a , R. Paramatti^{a,b} , C. Quaranta^{a,b} , S. Rahatlou^{a,b} , C. Rovelli^a , F. Santanastasio^{a,b} , L. Soffi^a , R. Tramontano^{a,b} 

INFN Sezione di Torino^a, Università di Torino^b, Torino, Italy; Università del Piemonte Orientale^c, Novara, Italy













N. Amapane^{a,b} , R. Arcidiacono^{a,c} , S. Argiro^{a,b} , M. Arneodo^{a,c} , N. Bartosik^a , R. Bellan^{a,b} , A. Bellora^{a,b} , J. Berenguer Antequera^{a,b} , C. Biino^a , N. Cartiglia^a , M. Costa^{a,b} , R. Covarelli^{a,b} , N. Demaria^a , M. Grippo^{a,b} , B. Kiani^{a,b} 

F. Legger^a , C. Mariotti^a , S. Maselli^a , A. Mecca^{a,b} , E. Migliore^{a,b} ,
 E. Monteil^{a,b} , M. Monteno^a , M.M. Obertino^{a,b} , G. Ortona^a , L. Pacher^{a,b} ,
 N. Pastrone^a , M. Pelliccioni^a , M. Ruspa^{a,c} , K. Shchelina^a , F. Siviero^{a,b} ,
 V. Sola^a , A. Solano^{a,b} , D. Soldi^{a,b} , A. Staiano^a , M. Tornago^{a,b} , D. Trocino^a ,
 G. Umoret^{a,b} , A. Vagnerini^{a,b}



INFN Sezione di Trieste^a, Università di Trieste^b, Trieste, Italy

S. Belforte^a , V. Candelise^{a,b} , M. Casarsa^a , F. Cossutti^a , A. Da Rold^{a,b} ,
 G. Della Ricca^{a,b} , G. Sorrentino^{a,b} 

Kyungpook National University, Daegu, Korea

S. Dogra , C. Huh , B. Kim , D.H. Kim , G.N. Kim , J. Kim , J. Lee , S.W. Lee ,
 C.S. Moon , Y.D. Oh , S.I. Pak , S. Sekmen , Y.C. Yang 

Chonnam National University, Institute for Universe and Elementary Particles, Kwangju, Korea

H. Kim , D.H. Moon 

Hanyang University, Seoul, Korea

B. Francois , T.J. Kim , J. Park 

Korea University, Seoul, Korea

S. Cho, S. Choi , B. Hong , K. Lee, K.S. Lee , J. Lim, J. Park, S.K. Park, J. Yoo 












Kyung Hee University, Department of Physics, Seoul, Korea

J. Goh , A. Gurtu 










Sejong University, Seoul, Korea

H. S. Kim , Y. Kim



Seoul National University, Seoul, Korea

J. Almond, J.H. Bhyun, J. Choi , S. Jeon , J. Kim , J.S. Kim, S. Ko , H. Kwon ,
 H. Lee , S. Lee, B.H. Oh , M. Oh , S.B. Oh , H. Seo , U.K. Yang, I. Yoon 




University of Seoul, Seoul, Korea

W. Jang , D.Y. Kang, Y. Kang , S. Kim , B. Ko, J.S.H. Lee , Y. Lee , J.A. Merlin,
 I.C. Park , Y. Roh, M.S. Ryu , D. Song, I.J. Watson , S. Yang 


Yonsei University, Department of Physics, Seoul, Korea

S. Ha , H.D. Yoo 

Sungkyunkwan University, Suwon, Korea

M. Choi , H. Lee, Y. Lee , I. Yu 

College of Engineering and Technology, American University of the Middle East (AUM), Dasman, Kuwait

T. Beyrouthy, Y. Maghrbi 

Riga Technical University, Riga, Latvia

K. Dreimanis , V. Veckalns 

Vilnius University, Vilnius, Lithuania

M. Ambrozias , A. Carvalho Antunes De Oliveira , A. Juodagalvis , A. Rinkevicius ,
G. Tamulaitis 









National Centre for Particle Physics, Universiti Malaya, Kuala Lumpur, Malaysia

N. Bin Norjoharuddeen , S.Y. Hoh , Z. Zolkapli

Universidad de Sonora (UNISON), Hermosillo, Mexico

J.F. Benitez , A. Castaneda Hernandez , H.A. Encinas Acosta, L.G. Gallegos Mariñez,
M. León Coello , J.A. Murillo Quijada , A. Sehrawat , L. Valencia Palomo 

Centro de Investigacion y de Estudios Avanzados del IPN, Mexico City, Mexico

G. Ayala , H. Castilla-Valdez , E. De La Cruz-Burelo , I. Heredia-De La Cruz ⁵¹ ,
R. Lopez-Fernandez , C.A. Mondragon Herrera, D.A. Perez Navarro , R. Reyes-
Almanza , A. Sánchez Hernández 

Universidad Iberoamericana, Mexico City, Mexico

S. Carrillo Moreno, C. Oropeza Barrera , F. Vazquez Valencia 

Benemerita Universidad Autonoma de Puebla, Puebla, Mexico

I. Pedraza , H.A. Salazar Ibarquen , C. Uribe Estrada 

University of Montenegro, Podgorica, Montenegro

I. Bubanja, J. Mijuskovic ⁵², N. Raicevic 

University of Auckland, Auckland, New Zealand

D. Krofcheck 

University of Canterbury, Christchurch, New Zealand

P.H. Butler 

National Centre for Physics, Quaid-I-Azam University, Islamabad, Pakistan

A. Ahmad , M.I. Asghar, A. Awais , M.I.M. Awan, M. Gul , H.R. Hoorani ,
W.A. Khan , M.A. Shah, M. Shoaib , M. Waqas 

AGH University of Science and Technology Faculty of Computer Science, Electronics and Telecommunications, Krakow, Poland

V. Avati, L. Grzanka , M. Malawski 














National Centre for Nuclear Research, Swierk, Poland

H. Bialkowska , M. Bluj , B. Boimska , M. Górski , M. Kazana , M. Szeper ,
P. Zalewski 

Institute of Experimental Physics, Faculty of Physics, University of Warsaw, Warsaw, Poland

K. Bunkowski , K. Doroba , A. Kalinowski , M. Konecki , J. Krolikowski 


























Laboratório de Instrumentação e Física Experimental de Partículas, Lisboa, Portugal

M. Araujo , P. Bargassa , D. Bastos , A. Boletti , P. Faccioli , M. Gallinaro , J. Hollar , N. Leonardo , T. Niknejad , M. Pisano , J. Seixas , O. Toldaiev , J. Varela 


VINCA Institute of Nuclear Sciences, University of Belgrade, Belgrade, Serbia

P. Adzic ⁵³ , M. Dordevic , P. Milenovic , J. Milosevic 














Centro de Investigaciones Energéticas Medioambientales y Tecnológicas (CIEMAT), Madrid, Spain

M. Aguilar-Benitez, J. Alcaraz Maestre , A. Álvarez Fernández , I. Bachiller, M. Barrio Luna, Cristina F. Bedoya , C.A. Carrillo Montoya , M. Cepeda , M. Cerrada , N. Colino , B. De La Cruz , A. Delgado Peris , J.P. Fernández Ramos , J. Flix , M.C. Fouz , O. Gonzalez Lopez , S. Goy Lopez , J.M. Hernandez , M.I. Josa , J. León Holgado , D. Moran , Á. Navarro Tobar , C. Perez Dengra , A. Pérez-Calero Yzquierdo , J. Puerta Pelayo , I. Redondo , L. Romero, S. Sánchez Navas , L. Urda Gómez , C. Willmott


















Universidad Autónoma de Madrid, Madrid, Spain

J.F. de Trocóniz 

Universidad de Oviedo, Instituto Universitario de Ciencias y Tecnologías Espaciales de Asturias (ICTEA), Oviedo, Spain

B. Alvarez Gonzalez , J. Cuevas , J. Fernandez Menendez , S. Folgueras , I. Gonzalez Caballero , J.R. González Fernández , E. Palencia Cortezon , C. Ramón Álvarez , V. Rodríguez Bouza , A. Soto Rodríguez , A. Trapote , N. Trevisani , C. Vico Vilalba 

Instituto de Física de Cantabria (IFCA), CSIC-Universidad de Cantabria, Santander, Spain

J.A. Brochero Cifuentes , I.J. Cabrillo , A. Calderon , J. Duarte Campderros , M. Fernandez , C. Fernandez Madrazo , P.J. Fernández Manteca , A. García Alonso, G. Gomez , C. Martinez Rivero , P. Martinez Ruiz del Arbol , F. Matorras , P. Matorras Cuevas , J. Piedra Gomez , C. Prieels, A. Ruiz-Jimeno , L. Scodellaro , I. Vila , J.M. Vizan Garcia 

University of Colombo, Colombo, Sri Lanka

























































































M.K. Jayananda , B. Kailasapathy ⁵⁴ , D.U.J. Sonnadara , D.D.C. Wickramarathna 

University of Ruhuna, Department of Physics, Matara, Sri Lanka

W.G.D. Dharmaratna , K. Liyanage , N. Perera , N. Wickramage 

CERN, European Organization for Nuclear Research, Geneva, Switzerland





































T.K. Aarrestad , D. Abbaneo , J. Alimena , E. Auffray , G. Auzinger , J. Baechler, P. Baillon [†], D. Barney , J. Bendavid , M. Bianco , A. Bocci , C. Caillol 

T. Camporesi , M. Capeans Garrido , G. Cerminara , N. Chernyavskaya , S.S. Chhibra , S. Choudhury , M. Cipriani , L. Cristella , D. d’Enterria , A. Dabrowski , A. David , A. De Roeck , M.M. Defranchis , M. Deile , M. Dobson , M. Dünsen , N. Dupont , A. Elliott-Peisert , F. Fallavollita⁵⁵ , A. Florent , L. Forthomme , G. Franzoni , W. Funk , S. Ghosh , S. Giani , D. Gigi , K. Gill , F. Gleze , L. Gouskos , E. Govorkova , M. Haranko , J. Hegeman , V. Innocente , T. James , P. Janot , J. Kaspar , J. Kieseler , M. Komm , N. Kratochwil , C. Lange , S. Laurila , P. Lecoq , A. Lintuluoto , C. Lourenço , B. Maier , L. Malgeri , S. Mallios , M. Mannelli , A.C. Marini , F. Meijers , S. Mersi , E. Meschi , F. Moortgat , M. Mulders , S. Orfanelli , L. Orsini , F. Pantaleo , E. Perez , M. Peruzzi , A. Petrilli , G. Petrucciani , A. Pfeiffer , M. Pierini , D. Piparo , M. Pitt , H. Qu , T. Quast , D. Rabady , A. Racz , G. Reales Gutiérrez , M. Rovere , H. Sakulin , J. Salfeld-Nebgen , S. Scarfi , M. Selvaggi , A. Sharma , P. Silva , W. Snoeys , P. Sphicas⁵⁶ , S. Summers , K. Tatar , V.R. Tavolaro , D. Treille , P. Tropea , A. Tsirou , J. Wanczyk⁵⁷ , K.A. Wozniak , W.D. Zeuner 



























Paul Scherrer Institut, Villigen, Switzerland

L. Caminada⁵⁸ , A. Ebrahimi , W. Erdmann , R. Horisberger , Q. Ingram , H.C. Kaestli , D. Kotlinski , M. Missiroli⁵⁸ , L. Noehte⁵⁸ , T. Rohe 

ETH Zurich — Institute for Particle Physics and Astrophysics (IPA), Zurich, Switzerland

K. Androsov⁵⁷ , M. Backhaus , P. Berger , A. Calandri , A. De Cosa , G. Dissertori , M. Dittmar , M. Donegà , C. Dorfer , F. Eble , K. Gedia , F. Glessgen , T.A. Gómez Espinosa , C. Grab , D. Hits , W. Lustermann , A.-M. Lyon , R.A. Manzoni , L. Marchese , C. Martin Perez , M.T. Meinhard , F. Nessi-Tedaldi , J. Niedziela , F. Pauss , V. Perovic , S. Pigazzini , M.G. Ratti , M. Reichmann , C. Reissel , T. Reitenspiess , B. Ristic , D. Ruini , D.A. Sanz Becerra , V. Stampf , J. Steggemann⁵⁷ , R. Wallny 
















Universität Zürich, Zurich, Switzerland

C. Amsler⁵⁹ , P. Bärtschi , C. Botta , D. Brzhechko , M.F. Canelli , K. Cormier , A. De Wit , R. Del Burgo , J.K. Heikkilä , M. Huwiler , W. Jin , A. Jofre-Hei , B. Kilminster , S. Leontsinis , S.P. Liehti , A. Macchiolo , P. Meiring , V.M. Mikuni , U. Molinatti , I. Neutelings , A. Reimers , P. Robmann , S. Sanchez Cruz , K. Schweiger , M. Senger , Y. Takahashi 




National Central University, Chung-Li, Taiwan

C. Adloff⁶⁰ , L.H. Cao Phuc , T.H. Doan , C.M. Kuo , W. Lin , A. Roy , T. Sarkar³⁸ , Y.S. Shen , S.S. Yu 
















National Taiwan University (NTU), Taipei, Taiwan

L. Ceard , Y. Chao , K.F. Chen , P.H. Chen , P.s. Chen , H. Cheng , W.-S. Hou , Y.y. Li , R.-S. Lu , E. Paganis , A. Psallidas , A. Steen , H.y. Wu , E. Yazgan , P.r. Yu 

Chulalongkorn University, Faculty of Science, Department of Physics, Bangkok, Thailand

B. Asavapibhop , C. Asawatangtrakuldee , N. Srimanobhas 







Çukurova University, Physics Department, Science and Art Faculty, Adana, Turkey

F. Boran , S. Damarseekin⁶¹ , Z.S. Demiroglu , F. Dolek , I. Dumanoglu⁶² , E. Eskut, Y. Guler⁶³ , E. Gurpinar Guler⁶³ , C. Isik, O. Kara, A. Kayis Topaksu , U. Kiminsu , G. Onengut , K. Ozdemir⁶⁴ , A. Polatoz, A.E. Simsek , B. Tali⁶⁵ , U.G. Tok , S. Turkcapar , I.S. Zorbakir 

Middle East Technical University, Physics Department, Ankara, Turkey

G. Karapinar, K. Ocalan⁶⁶ , M. Yalvac⁶⁷ 










Bogazici University, Istanbul, Turkey

B. Akgun , I.O. Atakisi , E. Gülmez , M. Kaya⁶⁸ , O. Kaya⁶⁹ , Ö. Özçelik , S. Tekten⁷⁰ , E.A. Yetkin⁷¹ 


Istanbul Technical University, Istanbul, Turkey

A. Cakir , K. Cankocak⁶² , Y. Komurcu , S. Sen⁷² 

Istanbul University, Istanbul, Turkey

S. Cerci⁶⁵ , I. Hos⁷³ , B. Isildak⁷⁴ , B. Kaynak , S. Ozkorucuklu , H. Sert , C. Simsek , D. Sunar Cerci⁶⁵ , C. Zorbilmez 
















Institute for Scintillation Materials of National Academy of Science of Ukraine, Kharkiv, Ukraine

B. Grynyov 














National Science Centre, Kharkiv Institute of Physics and Technology, Kharkiv, Ukraine

L. Levchuk 










University of Bristol, Bristol, United Kingdom





















D. Anthony , E. Bhal , S. Bologna, J.J. Brooke , A. Bundock , E. Clement , D. Cussans , H. Flacher , M. Glowacki, J. Goldstein , G.P. Heath, H.F. Heath , L. Kreczko , B. Krikler , S. Paramesvaran , S. Seif El Nasr-Storey, V.J. Smith , N. Stylianou⁷⁵ , K. Walkingshaw Pass, R. White 

Rutherford Appleton Laboratory, Didcot, United Kingdom

K.W. Bell , A. Belyaev⁷⁶ , C. Brew , R.M. Brown , D.J.A. Cockerill , C. Cooke , K.V. Ellis, K. Harder , S. Harper , M.-L. Holmberg , J. Linacre , K. Manolopoulos, D.M. Newbold , E. Olaiya, D. Petyt , T. Reis , T. Schuh, C.H. Shepherd-Themistocleous , I.R. Tomalin, T. Williams 

Imperial College, London, United Kingdom












R. Bainbridge , P. Bloch , S. Bonomally, J. Borg , S. Breeze, O. Buchmuller, V. Cepaitis , G.S. Chahal⁷⁷ , D. Colling , P. Dauncey , G. Davies , M. Della Negra 

S. Fayer, G. Fedi , G. Hall , M.H. Hassanshahi , G. Iles , J. Langford , L. Lyons , A.-M. Magnan , S. Malik, A. Martelli , D.G. Monk , J. Nash⁷⁸ , M. Pesaresi, B.C. Radburn-Smith , D.M. Raymond, A. Richards, A. Rose , E. Scott , C. Seez , A. Shtipliyski, A. Tapper , K. Uchida , T. Virdee²⁰ , M. Vojinovic , N. Wardle , S.N. Webb , D. Winterbottom

Brunel University, Uxbridge, United Kingdom

K. Coldham, J.E. Cole , A. Khan, P. Kyberd , I.D. Reid , L. Teodorescu, S. Zahid 

Baylor University, Waco, Texas, USA

S. Abdullin , A. Brinkerhoff , B. Caraway , J. Dittmann , K. Hatakeyama , A.R. Kanuganti , B. McMaster , M. Saunders , S. Sawant , C. Sutantawibul , J. Wilson 

















Catholic University of America, Washington, DC, USA

R. Bartek , A. Dominguez , R. Uniyal , A.M. Vargas Hernandez 

















The University of Alabama, Tuscaloosa, Alabama, USA

A. Buccilli , S.I. Cooper , D. Di Croce , S.V. Gleyzer , C. Henderson , C.U. Perez , P. Rumerio⁷⁹ , C. West 


















Boston University, Boston, Massachusetts, USA

A. Akpinar , A. Albert , D. Arcaro , C. Cosby , Z. Demiragli , C. Erice , E. Fontanesi , D. Gastler , S. May , J. Rohlf , K. Salyer , D. Sperka , D. Spitzbart , I. Suarez , A. Tsatsos , S. Yuan , D. Zou














Brown University, Providence, Rhode Island, USA

G. Benelli , B. Burkle , X. Coubez²², D. Cutts , M. Hadley , U. Heintz , J.M. Hogan⁸⁰ , T. Kwon , G. Landsberg , K.T. Lau , D. Li, M. Lukasik, J. Luo , M. Narain, N. Pervan , S. Sagir⁸¹ , F. Simpson , E. Usai , W.Y. Wong, X. Yan , D. Yu , W. Zhang








University of California, Davis, Davis, California, USA

J. Bonilla , C. Brainerd , R. Breedon , M. Calderon De La Barca Sanchez , M. Chertok , J. Conway , P.T. Cox , R. Erbacher , G. Haza , F. Jensen , O. Kukral , R. Lander, M. Mulhearn , D. Pellett , B. Regnery , D. Taylor , Y. Yao , F. Zhang 












University of California, Los Angeles, California, USA






M. Bachtis , R. Cousins , A. Datta , D. Hamilton , J. Hauser , M. Ignatenko , M.A. Iqbal , T. Lam , W.A. Nash , S. Regnard , D. Saltzberg , B. Stone , V. Valuev 

University of California, Riverside, Riverside, California, USA


















Y. Chen, R. Clare , J.W. Gary , M. Gordon, G. Hanson , G. Karapostoli , O.R. Long , N. Manganelli , W. Si , S. Wimpenny, Y. Zhang

University of California, San Diego, La Jolla, California, USA














J.G. Branson, P. Chang , S. Cittolin, S. Cooperstein , D. Diaz , J. Duarte , R. Gerosa , L. Giannini , J. Guiang , R. Kansal , V. Krutelyov , R. Lee , J. Letts 

M. Masciovecchio , F. Mokhtar , M. Pieri , B.V. Sathia Narayanan , V. Sharma ,
M. Tadel , F. Würthwein , Y. Xiang , A. Yagil 












University of California, Santa Barbara - Department of Physics, Santa Barbara, California, USA

N. Amin, C. Campagnari , M. Citron , G. Collura , A. Dorsett , V. Dutta , J. Incandela , M. Kilpatrick , J. Kim , B. Marsh, H. Mei , M. Oshiro , M. Quinman ,
J. Richman , U. Sarica , F. Setti , J. Sheplock , P. Siddireddy, D. Stuart , S. Wang 












California Institute of Technology, Pasadena, California, USA

A. Bornheim , O. Cerri, I. Dutta , J.M. Lawhorn , N. Lu , J. Mao , H.B. Newman ,
T. Q. Nguyen , M. Spiropulu , J.R. Vlimant , C. Wang , S. Xie , Z. Zhang ,
R.Y. Zhu 
















Carnegie Mellon University, Pittsburgh, Pennsylvania, USA

J. Alison , S. An , M.B. Andrews , P. Bryant , T. Ferguson , A. Harilal , C. Liu ,
T. Mudholkar , M. Paulini , A. Sanchez , W. Terrill 



































































University of Colorado Boulder, Boulder, Colorado, USA

J.P. Cumalat , W.T. Ford , A. Hassani , G. Karathanasis , E. MacDonald, R. Patel,
A. Perloff , C. Savard , N. Schonbeck , K. Stenson , K.A. Ulmer , S.R. Wagner ,
N. Zipper 





















Cornell University, Ithaca, New York, USA

J. Alexander , S. Bright-Thonney , X. Chen , Y. Cheng , D.J. Cranshaw , X. Fan ,
S. Hogan , J. Monroy , J.R. Patterson , D. Quach , J. Reichert , M. Reid ,
A. Ryd , W. Sun , J. Thom , P. Wittich , R. Zou 

Fermi National Accelerator Laboratory, Batavia, Illinois, USA

M. Albrow , M. Alyari , G. Apollinari , A. Apresyan , A. Apyan ,
L.A.T. Bauerdick , D. Berry , J. Berryhill , P.C. Bhat , K. Burkett , J.N. Butler ,
A. Canepa , G.B. Cerati , H.W.K. Cheung , F. Chlebana , K.F. Di Petrillo ,
J. Dickinson , V.D. Elvira , Y. Feng , J. Freeman , Z. Gecse , L. Gray ,
D. Green, S. Grünendahl , O. Gutsche , R.M. Harris , R. Heller , T.C. Herwig ,
J. Hirschauer , B. Jayatilaka , S. Jindariani , M. Johnson , U. Joshi , T. Klijnsma ,
B. Klima , K.H.M. Kwok , S. Lammel , D. Lincoln , R. Lipton , T. Liu ,
C. Madrid , K. Maeshima , C. Mantilla , D. Mason , P. McBride , P. Merkel ,
S. Mrenna , S. Nahn , J. Ngadiuba , V. Papadimitriou , N. Pastika , K. Pedro ,
C. Pena⁸² , F. Ravera , A. Reinsvold Hall⁸³ , L. Ristori , E. Sexton-Kennedy ,
N. Smith , A. Soha , L. Spiegel , J. Strait , L. Taylor , S. Tkaczyk , N.V. Tran ,
L. Uplegger , E.W. Vaandering , H.A. Weber 

University of Florida, Gainesville, Florida, USA

P. Avery , D. Bourilkov , L. Cadamuro , V. Cherepanov , R.D. Field, D. Guerrero ,
M. Kim, E. Koenig , J. Konigsberg , A. Korytov , K.H. Lo, K. Matchev , N. Menendez , G. Mitselmakher , A. Muthirakalayil Madhu , N. Rawal , D. Rosenzweig ,
S. Rosenzweig , K. Shi , J. Wang , Z. Wu , E. Yigitbasi , X. Zuo 


















Florida State University, Tallahassee, Florida, USA

T. Adams , A. Askew , R. Habibullah , V. Hagopian , K.F. Johnson, R. Khurana, T. Kolberg , G. Martinez, H. Prosper , C. Schiber, O. Viazlo , R. Yohay , J. Zhang












Florida Institute of Technology, Melbourne, Florida, USA

M.M. Baarmand , S. Butalla , T. Elkafrawy⁸⁴ , M. Hohlmann , R. Kumar Verma , D. Noonan , M. Rahmani, F. Yumiceva 











University of Illinois at Chicago (UIC), Chicago, Illinois, USA

M.R. Adams , H. Becerril Gonzalez , R. Cavanaugh , S. Dittmer , O. Evdokimov , C.E. Gerber , D.J. Hofman , A.H. Merrit , C. Mills , G. Oh , T. Roy , S. Rudrabhatla , M.B. Tonjes , N. Varelas , J. Viinikainen , X. Wang , Z. Ye 



























The University of Iowa, Iowa City, Iowa, USA

M. Alhusseini , K. Dilsiz⁸⁵ , L. Emediato , R.P. Gandrajula , O.K. Köseyan , J.-P. Merlo, A. Mestvirishvili⁸⁶ , J. Nachtman , H. Ogul⁸⁷ , Y. Onel , A. Penzo , C. Snyder, E. Tiras⁸⁸ 




Johns Hopkins University, Baltimore, Maryland, USA

O. Amram , B. Blumenfeld , L. Corcodilos , J. Davis , A.V. Gritsan , S. Kyriacou , P. Maksimovic , J. Roskes , M. Swartz , T.Á. Vámi 

The University of Kansas, Lawrence, Kansas, USA

A. Abreu , J. Anguiano , C. Baldenegro Barrera , P. Baringer , A. Bean , Z. Flowers , T. Isidori , S. Khalil , J. King , G. Krintiras , A. Kropivnitskaya , M. Lazarovits , C. Le Mahieu , C. Lindsey, J. Marquez , N. Minafra , M. Murray , M. Nickel , C. Rogan , C. Royon , R. Salvatico , S. Sanders , E. Schmitz , C. Smith , Q. Wang , Z. Warner, J. Williams , G. Wilson 


















Kansas State University, Manhattan, Kansas, USA

S. Duric, A. Ivanov , K. Kaadze , D. Kim, Y. Maravin , T. Mitchell, A. Modak, K. Nam























Lawrence Livermore National Laboratory, Livermore, California, USA

F. Rebassoo , D. Wright 














University of Maryland, College Park, Maryland, USA

E. Adams , A. Baden , O. Baron, A. Belloni , S.C. Eno , N.J. Hadley , S. Jabeen , R.G. Kellogg , T. Koeth , Y. Lai , S. Lascio , A.C. Mignerey , S. Nabili , C. Palmer , M. Seidel , A. Skuja , L. Wang , K. Wong 















Massachusetts Institute of Technology, Cambridge, Massachusetts, USA

D. Abercrombie, G. Andreassi, R. Bi, W. Busza , I.A. Cali , Y. Chen , M. D'Alfonso , J. Eysermans , C. Freer , G. Gomez-Ceballos , M. Goncharov, P. Harris, M. Hu , M. Klute , D. Kovalskiy , J. Krupa , Y.-J. Lee , K. Long , C. Mironov , C. Paus , D. Rankin , C. Roland , G. Roland , Z. Shi , G.S.F. Stephans , J. Wang, Z. Wang , B. Wyslouch 

University of Minnesota, Minneapolis, Minnesota, USA

R.M. Chatterjee, A. Evans , J. Hiltbrand , Sh. Jain , B.M. Joshi , M. Krohn , Y. Kubota , J. Mans , M. Revering , R. Rusack , R. Saradhy , N. Schroeder , N. Strobbe , M.A. Wadud 




















University of Nebraska-Lincoln, Lincoln, Nebraska, USA

K. Bloom , M. Bryson, S. Chauhan , D.R. Claes , C. Fangmeier , L. Finco , F. Golf , C. Joo , I. Kravchenko , I. Reed , J.E. Siado , G.R. Snow[†], W. Tabb , A. Wightman , F. Yan , A.G. Zecchinelli 

State University of New York at Buffalo, Buffalo, New York, USA

G. Agarwal , H. Bandyopadhyay , L. Hay , I. Iashvili , A. Kharchilava , C. McLean , D. Nguyen , J. Pekkanen , S. Rappoccio , A. Williams 






















Northeastern University, Boston, Massachusetts, USA

G. Alverson , E. Barberis , Y. Haddad , Y. Han , A. Hortiangtham, A. Krishna , J. Li , J. Lidrych , G. Madigan , B. Marzocchi , D.M. Morse , V. Nguyen , T. Orimoto , A. Parker , L. Skinnari , A. Tishelman-Charny , T. Wamorkar , B. Wang , A. Wisecarver , D. Wood 

Northwestern University, Evanston, Illinois, USA

S. Bhattacharya , J. Bueghly, Z. Chen , A. Gilbert , T. Gunter , K.A. Hahn , Y. Liu , N. Odell , M.H. Schmitt , M. Velasco




















University of Notre Dame, Notre Dame, Indiana, USA

R. Band , R. Bucci, M. Cremonesi, A. Das , N. Dev , R. Goldouzian , M. Hildreth , K. Hurtado Anampa , C. Jessop , K. Lannon , J. Lawrence , N. Loukas , L. Lutton , J. Mariano, N. Marinelli, I. Mcalister, T. McCauley , C. Mcgrady , K. Mohrman , C. Moore , Y. Musienko¹² , R. Ruchti , A. Townsend , M. Wayne , M. Zarucki , L. Zygala 

The Ohio State University, Columbus, Ohio, USA

B. Bylsma, L.S. Durkin , B. Francis , C. Hill , M. Nunez Ornelas , K. Wei, B.L. Winer , B. R. Yates 

Princeton University, Princeton, New Jersey, USA

F.M. Addesa , B. Bonham , P. Das , G. Dezoort , P. Elmer , A. Frankenthal , B. Greenberg , N. Haubrich , S. Higginbotham , A. Kalogeropoulos , G. Kopp , S. Kwan , D. Lange , D. Marlow , K. Mei , I. Ojalvo , J. Olsen , D. Stickland , C. Tully 

University of Puerto Rico, Mayaguez, Puerto Rico, USA

S. Malik , S. Norberg

Purdue University, West Lafayette, Indiana, USA















A.S. Bakshi , V.E. Barnes , R. Chawla , S. Das , L. Gutay, M. Jones , A.W. Jung , D. Kondratyev , A.M. Koshy, M. Liu , G. Negro, N. Neumeister , G. Paspalaki 

S. Piperov , A. Purohit , J.F. Schulte , M. Stojanovic , J. Thieman , F. Wang ,
R. Xiao , W. Xie 












Purdue University Northwest, Hammond, Indiana, USA

J. Dolen , N. Parashar 

Rice University, Houston, Texas, USA

D. Acosta , A. Baty , T. Carnahan , M. Decaro, S. Dildick , K.M. Ecklund ,
S. Freed, P. Gardner, F.J.M. Geurts , A. Kumar , W. Li , B.P. Padley , R. Redjimi,
J. Rotter , W. Shi , A.G. Stahl Leiton , S. Yang , L. Zhang⁸⁹, Y. Zhang 
















University of Rochester, Rochester, New York, USA

A. Bodek , P. de Barbaro , R. Demina , J.L. Dulemba , C. Fallon, T. Ferbel ,
M. Galanti, A. Garcia-Bellido , O. Hindrichs , A. Khukhunaishvili , E. Ranken ,
R. Taus , G.P. Van Onsem 

The Rockefeller University, New York, New York, USA

K. Goulianos 

Rutgers, The State University of New Jersey, Piscataway, New Jersey, USA












B. Chiarito, J.P. Chou , A. Gandrakota , Y. Gershtein , E. Halkiadakis , A. Hart ,
M. Heindl , O. Karacheban²⁴ , I. Laflotte , A. Lath , R. Montalvo, K. Nash, M. Os-
herson , S. Salur , S. Schnetzer, S. Somalwar , R. Stone , S.A. Thayil , S. Thomas,
H. Wang 

University of Tennessee, Knoxville, Tennessee, USA










H. Acharya, A.G. Delannoy , S. Fiorendi , T. Holmes , S. Spanier 

Texas A

&M University, College Station, Texas, USA

O. Bouhali⁹⁰ , M. Dalchenko , A. Delgado , R. Eusebi , J. Gilmore , T. Huang ,
T. Kamon⁹¹ , H. Kim , S. Luo , S. Malhotra, R. Mueller , D. Overton , D. Rath-
jens , A. Safonov 














Texas Tech University, Lubbock, Texas, USA

N. Akchurin , J. Damgov , V. Hegde , K. Lamichhane , S.W. Lee , T. Mengke,
S. Muthumuni , T. Peltola , I. Volobouev , Z. Wang, A. Whitbeck 

Vanderbilt University, Nashville, Tennessee, USA

E. Appelt , S. Greene, A. Gurrola , W. Johns , A. Melo , K. Padeken , F. Romeo ,
P. Sheldon , S. Tuo , J. Velkovska 









University of Virginia, Charlottesville, Virginia, USA

M.W. Arenton , B. Cardwell , B. Cox , G. Cummings , J. Hakala , R. Hirosky ,
M. Joyce , A. Ledovsky , A. Li , C. Neu , C.E. Perez Lara , B. Tannenwald ,
S. White 

Wayne State University, Detroit, Michigan, USA

N. Poudyal 

University of Wisconsin - Madison, Madison, Wisconsin, USA

S. Banerjee , K. Black , T. Bose , S. Dasu , I. De Bruyn , P. Everaerts , C. Galloni, H. He , M. Herndon , A. Herve , U. Hussain, A. Lanaro, A. Loeliger , R. Loveless , J. Madhusudanan Sreekala , A. Mallampalli , A. Mohammadi , D. Pinna, A. Savin, V. Shang , V. Sharma , W.H. Smith , D. Teague, S. Trembath-Reichert, W. Vetens

Authors affiliated with an institute or an international laboratory covered by a cooperation agreement with CERN

S. Afanasiev, V. Andreev , Yu. Andreev , T. Aushev , M. Azarkin , A. Babaev , A. Belyaev , V. Blinov⁹², E. Boos , V. Borshch , D. Budkouski , V. Bunichev , O. Bychkova, V. Chekhovsky, R. Chistov⁹² , M. Danilov⁹² , A. Dermenev , T. Dimova⁹² , I. Dremin , M. Dubinin⁸² , L. Dudko , V. Epshteyn⁹³ , G. Gavrilo , V. Gavrilo , S. Gninenko , V. Golovtsov , N. Golubev , I. Golutvin, I. Gorbunov , A. Gribushin , V. Ivanchenko , Y. Ivanov , V. Kachanov , L. Kardapoltsev⁹² , V. Karjavine , A. Karneyev , V. Kim⁹² , M. Kirakosyan, D. Kirpichnikov , M. Kirsanov , V. Klyukhin , O. Kodolova⁹⁴ , D. Konstantinov , V. Korenkov , A. Kozyrev⁹² , N. Krasnikov , E. Kuznetsova⁹⁵, A. Lanev , A. Litomin, N. Lychkovskaya , V. Makarenko , A. Malakhov , V. Matveev⁹² , V. Murzin , A. Nikitenko⁹⁶ , S. Obraztsov , V. Okhotnikov , V. Oreshkin , A. Oskin, I. Ovtin⁹² , V. Palichik , P. Parygin⁹⁷ , A. Pashenkov, V. Perelygin , M. Perfilov, S. Petrushanko , G. Pivovarov , S. Polikarpov⁹² , V. Popov, O. Radchenko⁹² , M. Savina , V. Savrin , V. Shalaev , S. Shmatov , S. Shulha , Y. Skovpen⁹² , S. Slabospitskii , I. Smirnov, V. Smirnov , D. Sosnov , A. Stepenov , V. Sulimov , E. Tcherniaev , A. Terkulov , O. Teryaev , M. Toms⁹⁸ , A. Toropin , L. Uvarov , A. Uzunian , E. Vlasov⁹⁹ , S. Volkov, A. Vorobyev, N. Voytishin , B.S. Yuldashev¹⁰⁰, A. Zarubin , I. Zhizhin , A. Zhokin

† Deceased

¹ Also at TU Wien, Vienna, Austria

² Also at Institute of Basic and Applied Sciences, Faculty of Engineering, Arab Academy for Science, Technology and Maritime Transport, Alexandria, Egypt

³ Also at Université Libre de Bruxelles, Bruxelles, Belgium

⁴ Also at Universidade Estadual de Campinas, Campinas, Brazil

⁵ Also at Federal University of Rio Grande do Sul, Porto Alegre, Brazil

⁶ Also at The University of the State of Amazonas, Manaus, Brazil

⁷ Also at University of Chinese Academy of Sciences, Beijing, China

⁸ Also at UFMS, Nova Andradina, Brazil

⁹ Also at Nanjing Normal University Department of Physics, Nanjing, China

¹⁰ Now at The University of Iowa, Iowa City, Iowa, USA

¹¹ Also at University of Chinese Academy of Sciences, Beijing, China

¹² Also at an institute or an international laboratory covered by a cooperation agreement with CERN

¹³ Also at Helwan University, Cairo, Egypt

¹⁴ Now at Zewail City of Science and Technology, Zewail, Egypt

¹⁵ Also at Purdue University, West Lafayette, Indiana, USA

¹⁶ Also at Université de Haute Alsace, Mulhouse, France

- 17 Also at Tbilisi State University, Tbilisi, Georgia
18 Also at National Central University, Chung-Li, Taiwan
19 Also at Erzincan Binali Yildirim University, Erzincan, Turkey
20 Also at CERN, European Organization for Nuclear Research, Geneva, Switzerland
21 Also at University of Hamburg, Hamburg, Germany
22 Also at RWTH Aachen University, III. Physikalisches Institut A, Aachen, Germany
23 Also at Isfahan University of Technology, Isfahan, Iran
24 Also at Brandenburg University of Technology, Cottbus, Germany
25 Also at Forschungszentrum Jülich, Juelich, Germany
26 Also at Physics Department, Faculty of Science, Assiut University, Assiut, Egypt
27 Also at Karoly Robert Campus, MATE Institute of Technology, Gyongyos, Hungary
28 Also at Institute of Physics, University of Debrecen, Debrecen, Hungary
29 Also at Institute of Nuclear Research ATOMKI, Debrecen, Hungary
30 Now at Universitatea Babeş-Bolyai - Facultatea de Fizica, Cluj-Napoca, Romania
31 Also at MTA-ELTE Lendület CMS Particle and Nuclear Physics Group, Eötvös Loránd
University, Budapest, Hungary
32 Also at Faculty of Informatics, University of Debrecen, Debrecen, Hungary
33 Also at Wigner Research Centre for Physics, Budapest, Hungary
34 Also at Punjab Agricultural University, Ludhiana, India
35 Also at UPES - University of Petroleum and Energy Studies, Dehradun, India
36 Also at Shoolini University, Solan, India
37 Also at University of Hyderabad, Hyderabad, India
38 Also at University of Visva-Bharati, Santiniketan, India
39 Also at Indian Institute of Science (IISc), Bangalore, India
40 Also at Indian Institute of Technology (IIT), Mumbai, India
41 Also at IIT Bhubaneswar, Bhubaneswar, India
42 Also at Institute of Physics, Bhubaneswar, India
43 Also at Deutsches Elektronen-Synchrotron, Hamburg, Germany
44 Also at Sharif University of Technology, Tehran, Iran
45 Also at Department of Physics, University of Science and Technology of Mazandaran,
Behshahr, Iran
46 Also at Italian National Agency for New Technologies, Energy and Sustainable Economic
Development, Bologna, Italy
47 Also at Centro Siciliano di Fisica Nucleare e di Struttura Della Materia, Catania, Italy
48 Also at Scuola Superiore Meridionale, Università di Napoli ‘Federico II’, Napoli, Italy
49 Also at Università di Napoli ‘Federico II’, Napoli, Italy
50 Also at Consiglio Nazionale delle Ricerche — Istituto Officina dei Materiali, Perugia, Italy
51 Also at Consejo Nacional de Ciencia y Tecnología, Mexico City, Mexico
52 Also at IRFU, CEA, Université Paris-Saclay, Gif-sur-Yvette, France
53 Also at Faculty of Physics, University of Belgrade, Belgrade, Serbia
54 Also at Trincomalee Campus, Eastern University, Sri Lanka, Nilaveli, Sri Lanka
55 Also at INFN Sezione di Pavia, Università di Pavia, Pavia, Italy
56 Also at National and Kapodistrian University of Athens, Athens, Greece
57 Also at Ecole Polytechnique Fédérale Lausanne, Lausanne, Switzerland
58 Also at Universität Zürich, Zurich, Switzerland
59 Also at Stefan Meyer Institute for Subatomic Physics, Vienna, Austria
60 Also at Laboratoire d’Annecy-le-Vieux de Physique des Particules, IN2P3-CNRS, Annecy-
le-Vieux, France

- ⁶¹ Also at Şirnak University, Sirnak, Turkey
- ⁶² Also at Near East University, Research Center of Experimental Health Science, Mersin, Turkey
- ⁶³ Also at Konya Technical University, Konya, Turkey
- ⁶⁴ Also at Izmir Bakircay University, Izmir, Turkey
- ⁶⁵ Also at Adiyaman University, Adiyaman, Turkey
- ⁶⁶ Also at Necmettin Erbakan University, Konya, Turkey
- ⁶⁷ Also at Bozok Universitetesi Rektörlüğü, Yozgat, Turkey
- ⁶⁸ Also at Marmara University, Istanbul, Turkey
- ⁶⁹ Also at Milli Savunma University, Istanbul, Turkey
- ⁷⁰ Also at Kafkas University, Kars, Turkey
- ⁷¹ Also at Istanbul Bilgi University, Istanbul, Turkey
- ⁷² Also at Hacettepe University, Ankara, Turkey
- ⁷³ Also at Istanbul University - Cerrahpasa, Faculty of Engineering, Istanbul, Turkey
- ⁷⁴ Also at Ozyegin University, Istanbul, Turkey
- ⁷⁵ Also at Vrije Universiteit Brussel, Brussel, Belgium
- ⁷⁶ Also at School of Physics and Astronomy, University of Southampton, Southampton, United Kingdom
- ⁷⁷ Also at IPPP Durham University, Durham, United Kingdom
- ⁷⁸ Also at Monash University, Faculty of Science, Clayton, Australia
- ⁷⁹ Also at Università di Torino, Torino, Italy
- ⁸⁰ Also at Bethel University, St. Paul, Minnesota, USA
- ⁸¹ Also at Karamanoğlu Mehmetbey University, Karaman, Turkey
- ⁸² Also at California Institute of Technology, Pasadena, California, USA
- ⁸³ Also at United States Naval Academy, Annapolis, Maryland, USA
- ⁸⁴ Also at Ain Shams University, Cairo, Egypt
- ⁸⁵ Also at Bingol University, Bingol, Turkey
- ⁸⁶ Also at Georgian Technical University, Tbilisi, Georgia
- ⁸⁷ Also at Sinop University, Sinop, Turkey
- ⁸⁸ Also at Erciyes University, Kayseri, Turkey
- ⁸⁹ Also at Institute of Modern Physics and Key Laboratory of Nuclear Physics and Ion-beam Application (MOE) — Fudan University, Shanghai, China
- ⁹⁰ Also at Texas A&M University at Qatar, Doha, Qatar
- ⁹¹ Also at Kyungpook National University, Daegu, Korea
- ⁹² Also at another institute or international laboratory covered by a cooperation agreement with CERN
- ⁹³ Now at Istanbul University, Istanbul, Turkey
- ⁹⁴ Also at Yerevan Physics Institute, Yerevan, Armenia
- ⁹⁵ Now at University of Florida, Gainesville, Florida, USA
- ⁹⁶ Also at Imperial College, London, United Kingdom
- ⁹⁷ Now at University of Rochester, Rochester, New York, USA
- ⁹⁸ Now at Baylor University, Waco, Texas, USA
- ⁹⁹ Now at INFN Sezione di Torino, Università di Torino, Torino, Italy; Università del Piemonte Orientale, Novara, Italy
- ¹⁰⁰ Also at Institute of Nuclear Physics of the Uzbekistan Academy of Sciences, Tashkent, Uzbekistan