



# Measurement of the production cross section for a W boson and two b jets in pp collisions at $\sqrt{s} = 7$ TeV



CMS Collaboration\*

CERN, Switzerland

## ARTICLE INFO

### Article history:

Received 23 December 2013  
 Received in revised form 14 June 2014  
 Accepted 14 June 2014  
 Available online 18 June 2014  
 Editor: M. Doser

### Keywords:

CMS  
 Physics  
 SMP

## ABSTRACT

The production cross section for a W boson and two b jets is measured using proton–proton collisions at  $\sqrt{s} = 7$  TeV in a data sample collected with the CMS experiment at the LHC corresponding to an integrated luminosity of  $5.0 \text{ fb}^{-1}$ . The  $W + b\bar{b}$  events are selected in the  $W \rightarrow \mu\nu$  decay mode by requiring a muon with transverse momentum  $p_T > 25$  GeV and pseudorapidity  $|\eta| < 2.1$ , and exactly two b-tagged jets with  $p_T > 25$  GeV and  $|\eta| < 2.4$ . The measured  $W + b\bar{b}$  production cross section in the fiducial region, calculated at the level of final-state particles, is  $\sigma(\text{pp} \rightarrow W + b\bar{b}) \times \mathcal{B}(W \rightarrow \mu\nu) = 0.53 \pm 0.05$  (stat.)  $\pm 0.09$  (syst.)  $\pm 0.06$  (theo.)  $\pm 0.01$  (lum.) pb, in agreement with the standard model prediction. In addition, kinematic distributions of the  $W + b\bar{b}$  system are in agreement with the predictions of a simulation using MADGRAPH and PYTHIA.

© 2014 The Authors. Published by Elsevier B.V. This is an open access article under the CC BY license (<http://creativecommons.org/licenses/by/3.0/>). Funded by SCOAP<sup>3</sup>.

## 1. Introduction

This Letter reports a study of the production of a W boson and two b jets in proton–proton collisions, where the W boson is observed via its decay to a muon and a neutrino, and each b jet is identified by the presence of a b hadron with a displaced decay vertex. The production mechanism of  $b\bar{b}$  pairs together with W or Z bosons has been the subject of extensive theoretical studies and is included in different simulation programs [1–3], but is still not thoroughly understood. Previous measurements of vector boson production with associated b-quark jets have shown varying levels of agreement with theoretical calculations [4–6].

According to the standard model (SM), the primary contribution for  $b\bar{b}$  production in association with a W boson is due to the splitting of a gluon into a  $b\bar{b}$  pair. Two different models for b-quark production are available, depending on whether there are four or five quark flavors in the proton parton distribution functions (PDFs) [7]. Therefore, a precise experimental measurement of the  $W + b\bar{b}$  production cross section provides important input to the refinement of theoretical calculations in perturbative quantum chromodynamics (QCD), as well as the validation of Monte Carlo (MC) techniques.

A key feature of this analysis compared to others [4–6] is the  $b\bar{b}$  phase space that is covered. Previous measurements have concentrated on W-boson production with at least one observed b-quark jet, for which the predictions differ from the experimental results.

This difference is larger in the production of events with a collinear  $b\bar{b}$  pair that is reconstructed as one jet [8,9], a topology afflicted by significant theoretical uncertainties. Focusing on the observation of W-boson production with two well-separated b-quark jets, this analysis provides a complementary approach by probing a kinematic regime that is better understood theoretically.

The production of  $W + b\bar{b}$  events is an irreducible background in analyses involving two separated and well-identified b jets, such as SM Higgs boson production in association with an electroweak gauge boson and subsequent decay to  $b\bar{b}$ . The discovery of a Higgs boson with a mass of approximately 125 GeV by the ATLAS and CMS Collaborations [10–12] motivates further studies to determine the coupling of this new boson to b quarks.

Other SM processes produce events with an experimental signature similar to the one studied here. These include production of top quark–antiquark pairs ( $t\bar{t}$ ), associated production of a W boson with light jets misidentified as b-quark jets, single-top-quark production, multijet production (henceforth labeled “QCD multijet”), Drell–Yan production associated with jets, and electroweak diboson production.

## 2. CMS detector and event samples

This analysis uses a sample of proton–proton collisions at a center-of-mass energy of  $\sqrt{s} = 7$  TeV, collected in 2011 with the Compact Muon Solenoid (CMS) experiment at the LHC, and corresponding to an integrated luminosity  $\int L dt$  of  $5.0 \text{ fb}^{-1}$ . While the CMS detector is described in detail elsewhere [13], the key components for this analysis are summarized below. The CMS experiment

\* E-mail address: [cms-publication-committee-chair@cern.ch](mailto:cms-publication-committee-chair@cern.ch).

uses a right-handed coordinate system, with the origin at the nominal interaction point, the  $x$  axis pointing to the center of the LHC ring, the  $y$  axis pointing up (perpendicular to the plane of the LHC ring), and the  $z$  axis along the counterclockwise-beam direction. The polar angle  $\theta$  is measured from the positive  $z$  axis and the azimuthal angle  $\phi$  is measured in the  $x$ - $y$  plane in radians. The magnitude of the transverse momentum  $p_T$  is calculated as  $p_T = \sqrt{p_x^2 + p_y^2}$ . A superconducting solenoid is the central feature of the CMS detector, providing an axial magnetic field of 3.8 T parallel to the beam direction. A silicon pixel and strip tracker, a crystal electromagnetic calorimeter, and a brass/scintillator hadron calorimeter are located within the solenoid. A quartz-fiber Cherenkov calorimeter extends the coverage to  $|\eta| < 5.0$ , where  $\eta = -\ln[\tan(\theta/2)]$ . Muons are measured in gas-ionization detectors embedded in the steel flux return yoke outside the solenoid. The first level of the CMS trigger system, composed of custom hardware processors, is designed to select the most interesting events using information from the calorimeters and muon detectors. A high-level trigger processor farm decreases the event rate to a few hundred hertz, before data storage.

A number of MC event generators are used to simulate the signal and background event samples. Vector boson + jets and  $t\bar{t}$  + jets productions are generated at leading order (LO) using MADGRAPH 5.1 [3] interfaced with PYTHIA 6.4.24 [14] for hadronization. The  $W$  + jets sample was generated using the five-flavor scheme, which includes massless  $b$  quarks in the initial state. Single-top-quark event samples are generated at next-to-leading order (NLO) with POWHEG 2.0 [15–17]. Diboson ( $W^+W^-$ ,  $WZ$ ,  $ZZ$ ) samples are generated with PYTHIA 6.4.24. For LO generators, the default PDF set used is CTEQ6L [18], while for NLO generators the showering of partons and hadronization are simulated with PYTHIA using the Z2 tune [19]. For all processes, the detector response is simulated using a detailed description of the CMS detector based on GEANT4 [20]. The reconstruction of simulated events is performed with the same algorithms used for the analyzed data sample. The simulated event samples include additional minimum-bias interactions per bunch crossing (pileup).

### 3. Event reconstruction

Individual particles emerging from each collision are reconstructed with the particle-flow (PF) technique [21,22]. This approach uses the information from all subdetectors to identify and reconstruct individual particle candidates in the event, classifying them into mutually exclusive categories: charged hadrons, neutral hadrons, photons, electrons, and muons.

Muons are reconstructed by combining the information from the tracker and the muon spectrometer [23]. The muon candidates are required to originate from the primary vertex of the event, chosen as the vertex with the highest  $\sum p_T^2$  of the charged particles associated with it. The muon relative isolation is defined as  $I^{\text{rel}} = \sum_i p_T(i)/p_T(\mu)$ , with  $i$  running over PF candidates (hadrons, electrons, photons) in a cone around the muon direction defined by  $\Delta R < 0.4$ , where  $\Delta R = \sqrt{(\Delta\eta)^2 + (\Delta\phi)^2}$ .

The  $\vec{p}_T$  of a muon passing the identification and isolation requirements is combined with the missing transverse energy  $\vec{E}_T^{\text{miss}}$  of the event to form a  $W$  candidate. We define  $\vec{E}_T^{\text{miss}}$  as the negative vector sum of the transverse momenta of all reconstructed particle candidates in the event. The value of  $\vec{E}_T^{\text{miss}}$  is corrected for noise in the electromagnetic and hadron calorimeters using the procedure described in Ref. [24], which is based on a parametrization of the recoil energy measured in  $Z \rightarrow \mu\mu$  events. The reconstructed transverse mass of the system,  $M_T$ , is calculated from the  $p_T$  of the isolated muon and the  $\vec{E}_T^{\text{miss}}$  of the event;  $M_T =$

$\sqrt{2p_T(\mu)|\vec{E}_T^{\text{miss}}|(1 - \cos \Delta\phi)}$ , where  $\Delta\phi$  is the difference in azimuth between  $\vec{E}_T^{\text{miss}}$  and  $\vec{p}_T(\mu)$ . In  $W \rightarrow \mu\nu$  decays, the  $M_T$  distribution exhibits a Jacobian peak with a kinematic endpoint at the  $W$  mass. It is therefore a natural discriminator against non- $W$  final states, such as QCD multijet events, that have a lepton candidate and  $\vec{E}_T^{\text{miss}}$  and a relatively low value of  $M_T$ .

Jets are constructed using the anti- $k_T$  clustering algorithm [25], as implemented in the FASTJET package [26,27], with a distance parameter of 0.5. Jet clustering is performed using individual particle candidates reconstructed with the PF technique. Jets are required to pass identification criteria that eliminate jets originating from noisy channels in the hadron calorimeter [28]. Jets originating from pileup interactions are rejected by requiring consistency of the jets with the primary interaction vertex. Small corrections to jet energy—relative and absolute calibrations of the detector—are applied as a function of the  $p_T$  and  $\eta$  of the jet [29].

The combined secondary vertex (CSV)  $b$ -tagging algorithm [30] exploits the long lifetime and relatively large mass of  $b$  hadrons to provide optimized  $b$ -quark jet discrimination. The CSV algorithm combines information about impact parameter significance, secondary vertex (SV) kinematic properties, and jet kinematic properties in a likelihood-ratio technique. Jets are  $b$ -tagged by imposing a minimum threshold on the CSV discriminator value. This threshold provides an efficiency of approximately 50% for identifying jets containing  $b$ -flavored hadrons, while limiting the misidentification probability for light-quark and gluon jets to 0.1% and for  $c$ -quark jets to 3%. Furthermore, to increase the purity of the sample, a selected jet is required to have a reconstructed SV. This additional requirement has a small impact on the selected  $b$ -quark jets (93% efficiency with respect to the  $b$ -tag selection) while reducing the combined misidentification probability for  $c$ -quark, light-quark, and gluon jets to  $< 0.1\%$ .

### 4. $W + b\bar{b}$ event selection

Candidate events are selected online by a single-muon trigger that requires a reconstructed muon with  $p_T > 24$  GeV and  $|\eta| < 2.1$ . The offline  $W + b\bar{b}$  event selection requires an isolated muon with  $I^{\text{rel}} < 0.12$ ,  $p_T > 25$  GeV,  $|\eta| < 2.1$ , and exactly two jets with  $p_T > 25$  GeV and  $|\eta| < 2.4$ , where both selected jets must contain an SV and pass the  $b$ -tagging requirement. To reduce the contribution from  $Z$ -boson production, the event is rejected if a second muon forms an invariant mass  $m_{\mu\mu} > 60$  GeV with the isolated muon. There are no requirements on the isolation or  $p_T$  of the second muon. The  $t\bar{t}$  background is reduced by requiring that there be no additional isolated electrons or muons with  $p_T > 20$  GeV in the event and no additional jets with  $p_T > 25$  GeV and  $2.4 < |\eta| < 4.5$ . To reduce the contribution from QCD multijet events,  $M_T > 45$  GeV is required. The total number of observed events in the data sample after all selection requirements are applied is 1230.

We first estimate the normalized distributions for the signal and each type of background and then perform a global fit to determine the fraction of each background in the candidate sample. The shapes of the signal and background distributions for the variables we use in the fit are evaluated using simulation, except for the QCD multijet background, which is derived from data. The cross sections for the  $W$  + jets and  $Z$  + jets processes are calculated with the predictions from FEWZ [31] evaluated at next-to-next-to-leading order (NNLO) using the MSTW08 NNLO PDF set [32]. Single-top-quark and diboson production cross sections are normalized to the NLO cross section predictions from MCFM [33,34] using the MSTW08 NLO PDF set. The  $t\bar{t}$  cross section is taken at NNLO as calculated in Ref. [35]. For each background simulation

we apply the same selection requirements as for the candidate sample to generate the relevant distributions for fitting.

To prove that the simulation describes the data both in shape and normalization, and can be used in the fit as described in the following section, we select specific data samples that are enriched with the relevant backgrounds and verify the performance of the simulation. These control regions are not used in the final signal extraction and serve only for this verification task, with the exception of the QCD multijet control region.

The shapes of the distributions for multijet events are taken directly from a multijet enriched data sample obtained using the signal selection requirements and, in addition, requiring a non-isolated muon:  $I^{\text{rel}} > 0.2$ . The yield of multijet events is obtained from a fit performed on events with  $M_T < 40$  GeV, which is below the Jacobian peak of the  $W \rightarrow \mu\nu$ . The resulting normalization is extrapolated to the signal region,  $M_T > 45$  GeV. The relative uncertainty in the yield of QCD multijet events is estimated to be  $\pm 50\%$ , taking into account both the fit result and the extrapolation to the high- $M_T$  range. This relative uncertainty also covers shape mismodelings of the small multijet contribution in the final sample.

The  $W + \text{light-quark jets}$  process, where the jets are not initiated by  $b$  or  $c$  quarks, is the dominant background before applying the selection requirements on the SV and on  $b$ -tagging. The  $b$ -tagging algorithm reduces the contamination of light-quark and  $c$ -quark jets in the selected sample to approximately 2% of the total expected yield. The contribution of events with a single  $b$ -quark jet in the initial state and a misidentified second light-quark or gluon jet is negligible.

A  $t\bar{t}$  background control data sample is formed by requiring two jets in addition to the two highest  $p_T$   $b$ -tagged jets. This higher jet multiplicity requirement selects a sample that is dominated by  $t\bar{t}$  events. Fig. 1 (top) shows the invariant mass  $m_{J_{3,4}}$  of the third- and fourth-highest  $p_T$  jets in the event. In  $t\bar{t}$  events this observable is correlated to the mass of the hadronically decaying  $W$  boson. This  $t\bar{t}$  control region is used in the final fit for the signal yield to constrain the  $t\bar{t}$  background normalization in the signal region. The simulation describes the observed distributions well, both in terms of shape and normalization.

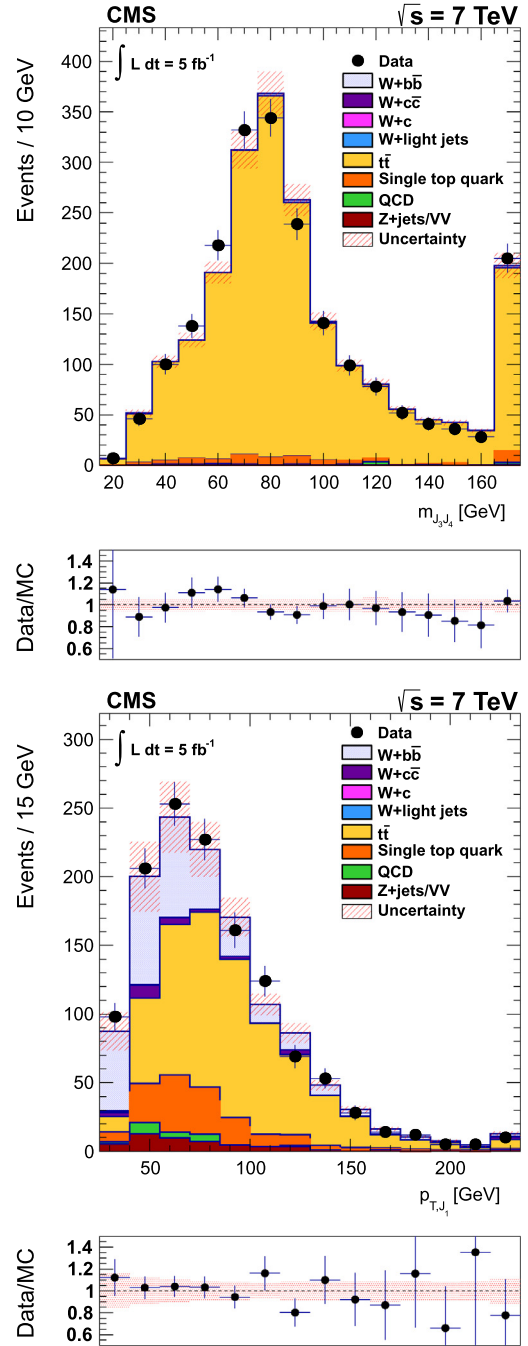
A  $Z + \text{jets}$  background data sample is defined by requiring the standard selection criteria with the additional requirement of a second muon with opposite charge such that the invariant mass of the dimuon system is consistent with a  $Z$  boson ( $70 < m_{\mu\mu} < 100$  GeV). This sample is used to validate the  $Z + \text{jets}$  background estimate, as documented in Ref. [36]. The simulation describes the experimental distributions well in this control data sample.

A single-top-quark background sample is defined by selecting events in which the  $W$  boson is accompanied by exactly one  $b$ -quark jet, which passes the tagging criteria, and an additional forward jet with  $|\eta| > 2.8$ . No further rejection of additional light jets or leptons is imposed. The simulation describes the single-top-quark background data sample well, as documented in Ref. [37], and therefore it is used to estimate the yield and shape of the distributions of kinematic variables in the signal region.

The expected yield in the signal region for the SM Higgs boson of  $M_H = 125$  GeV associated with a  $W$  boson where the Higgs boson decays to  $b\bar{b}$  pairs and the  $W$  boson decays to a muon and a neutrino has been computed using the POWHEG event generator. It would account for  $< 0.2\%$  of the total expected yield in the signal region and is not considered for this measurement.

## 5. Signal extraction

After all the selection requirements, the largest background contributions are the production of  $t\bar{t}$  pairs and single top quarks.



**Fig. 1.** The distribution of the invariant mass  $m_{J_{3,4}}$  of the two additional light jets in the  $t\bar{t}$  control region (top). The  $p_T$  distribution of the highest- $p_T$  jet,  $p_{T,J_1}$ , in the signal region (bottom). Signal and background yields are taken from the maximum-likelihood fit to CMS data described in the text. The uncertainty band corresponds to the total uncertainty on the fitted yields. The last bin in both figures includes overflow events. The lower panels show the ratio of observed data events to the total fitted yield.

Contributions to the background from  $W + \text{jets}$ ,  $Z + \text{jets}$ , diboson production, and QCD multijet events are much smaller, as shown in the middle column of Table 1.

The composition of the candidate data sample is extracted via a binned extended maximum-likelihood fit. Because the  $t\bar{t}$  background is large (larger in fact than the signal), it is essential to constrain tightly both the signal and the  $t\bar{t}$  background with a simultaneous fit to the  $p_T$  of the leading jet ( $p_{T,J_1}$ ) in the signal region after all selection requirements are applied, and to the  $m_{J_{3,4}}$

**Table 1**

Comparison of the yields expected from the SM and obtained from the fit to the analyzed data sample. The predicted yield uncertainty takes into account the uncertainties in the measurement of the cross section for each of the processes, except for the multijet contribution, which is estimated using a multijet enriched background data sample. The uncertainty in the fitted yields combines the statistical and systematic uncertainties obtained from the extended binned maximum-likelihood fit technique.

Process	Predicted yield	Fitted yield
W + b $\bar{b}$	332 $\pm$ 99	301 $\pm$ 59
t $\bar{t}$	621 $\pm$ 36	653 $\pm$ 37
Single top quark	160 $\pm$ 13	167 $\pm$ 13
QCD multijet	33 $\pm$ 17	33 $\pm$ 16
W + c, W + c $\bar{c}$	21 $\pm$ 4	20 $\pm$ 10
Z + jets	31 $\pm$ 3	32 $\pm$ 3
WW, WZ	19 $\pm$ 3	19 $\pm$ 3
W + light-quark jets	1.5 $\pm$ 0.2	1 $\pm$ 1
Total	1219 $\pm$ 79	1226 $\pm$ 73
Observed events	1230	

distribution obtained from the t $\bar{t}$  control sample. The normalization of each background contribution is allowed to vary in the fit within its uncertainty. The  $p_T$  of the leading jet is chosen as the final fit variable because of its discrimination power against top-related backgrounds. Fig. 1 shows the fitted distributions:  $p_{T,J_1}$  in the signal region (bottom) and  $m_{J_3J_4}$  in the t $\bar{t}$  control sample (top); the yields shown for the different processes are those resulting from the fit. The  $\chi^2$  of the fit is 16.9, for 29 degrees of freedom ( $\chi^2/\text{dof} = 0.58$ ). The fitted yields for all the processes are listed in Table 1, and compared to the predictions. All observed yields are found to be in agreement with the expectations.

The systematic uncertainties, including those in the predicted background yields, are introduced as nuisance parameters in the fit with constraints around the estimated central value. Any cross section or acceptance uncertainty in the background processes is introduced as a log-normal constraint on the rate of the process. Alternate binned templates are obtained by varying the different sources of systematic uncertainty; the nominal and alternate templates are then interpolated depending on the nuisance parameter values. One of the largest systematic uncertainties comes from the relative uncertainty in the b-tagging efficiency (6% per jet). This and other uncertainties in the light-quark and c-quark jet mistagging efficiencies are taken from Ref. [30]. The jet energy and muon  $p_T$  scales are allowed to vary within their uncertainties (1–3% and 0.2%, respectively). Relative uncertainties in the muon efficiency (due to trigger, reconstruction, identification, and isolation) are estimated to be 1%. The average number of pileup events in the data sample analyzed is 9. The uncertainty associated with the pileup in the simulation is studied by shifting the overall mean number of interactions per bunch crossing up or down by 0.6, which has a negligible effect on the measurement. To account for the uncertainty in the description of the  $\vec{E}_T^{\text{miss}}$  spectrum, the component of  $\vec{E}_T^{\text{miss}}$  that is not clustered in jets is shifted by  $\pm 10\%$ . The normalizations of the background processes are also taken into account, with an uncertainty assigned to each process according to the theoretical predictions, the previous CMS measurements when available, or an estimate from the multijet data sample. The overall relative uncertainty in the signal selection efficiency due to the choice of PDF set is estimated by following the PDF4LHC recommendation and found to be approximately 1% [32,38–41]. The varying of the factorization ( $\mu_F$ ) and renormalization ( $\mu_R$ ) scales, also based on the PDF4LHC recommendation, leads to an uncertainty of 10%. A similar procedure is followed to estimate the effect of scale variations on the signal shape, yielding an uncertainty in

the cross section smaller than 1%. The relative integrated luminosity uncertainty is 2.2% [42].

The number of events in the candidate sample, 1230, is in agreement with the expected and fitted total yields, although it is not explicitly included in the fitting process. The number of signal events obtained from the binned maximum-likelihood fit is  $N_S = 301 \pm 30$  (stat.)  $\pm 51$  (syst.).

To cross-check these results, an independent study is performed with looser b-tagging criteria, corresponding to an efficiency of 70% for selecting a jet containing b-flavored hadrons, while the misidentification probability for light-quark and gluon jets is 1% and for c-quark jets is 11%. All other selection criteria for the signal and control samples remain unchanged. Since the c-quark jet contribution becomes significant with these looser criteria, it is essential to use variables in the fit that can discriminate against both W + c $\bar{c}$  and top-quark-initiated processes. The invariant mass measured using all particles originating at the SVs of the highest  $p_T$  ( $m_{SV,J_1}$ ) and second-highest  $p_T$  ( $m_{SV,J_2}$ ) jets can distinguish between W + b $\bar{b}$  and W + c $\bar{c}$ . The scalar sum of the transverse momenta of the jets,  $H_T$ , is used to distinguish W + jets from top-quark contributions. The W + b $\bar{b}$  signal is extracted in a two-dimensional fit using the two variables  $m_{SV,J_1} + m_{SV,J_2}$  and  $H_T$  and constraining the t $\bar{t}$  contribution in the t $\bar{t}$  background data sample as described above. The distributions of the variables  $m_{SV,J_1} + m_{SV,J_2}$  and  $H_T$ , which are projections of the two-dimensional distributions fitted in this cross-check, are shown in Fig. 2, with yields as given by the fit. The central value of the cross section computed with this method differs by less than 3% from the primary fit result.

## 6. Results

The W + b $\bar{b}$  cross section is measured within a fiducial volume defined by requiring a final-state muon with  $p_T > 25$  GeV and  $|\eta| < 2.1$  and exactly two final-state particle jets, reconstructed using the anti- $k_T$  jet algorithm with a distance parameter of 0.5, with  $p_T > 25$  GeV and  $|\eta| < 2.4$  and with each containing at least one b hadron with  $p_T > 5$  GeV. Events with extra jets with  $p_T > 25$  GeV and  $|\eta| < 4.5$  are vetoed.

Within this fiducial phase space, the W + b $\bar{b}$  cross section is obtained using the expression

$$\sigma(\text{pp} \rightarrow \text{W} + \text{b}\bar{\text{b}}) \times \mathcal{B}(\text{W} \rightarrow \mu\nu) = \frac{N_S}{\int \mathcal{L} dt \epsilon_{\text{sel}}},$$

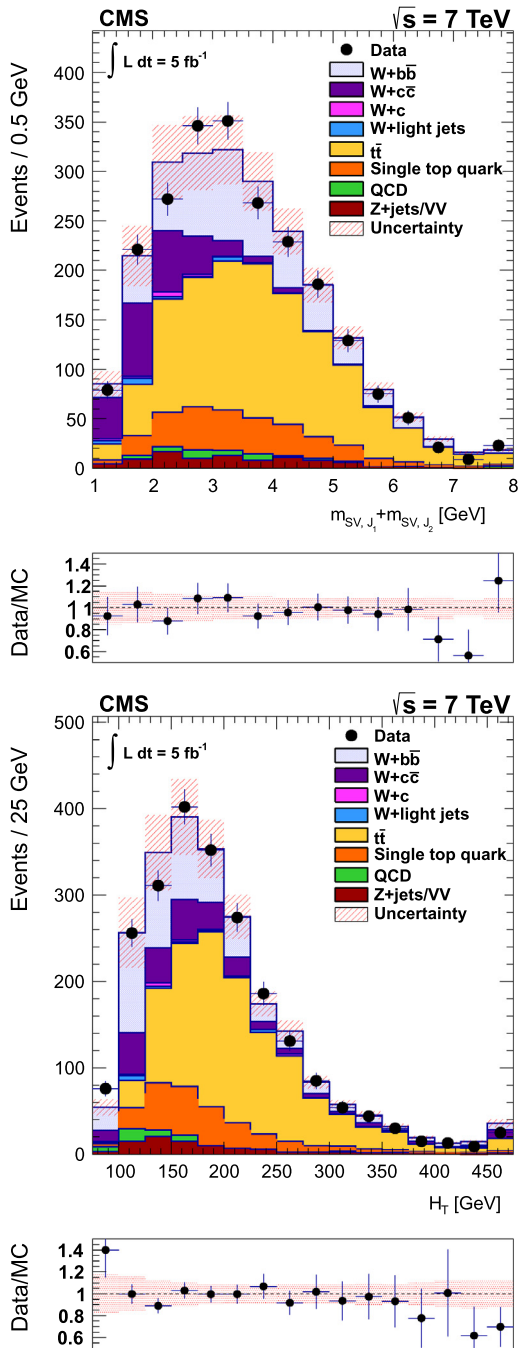
where the efficiency of the selection requirements,  $\epsilon_{\text{sel}} = (11.2 \pm 1.0)\%$ , is computed using the MADGRAPH + PYTHIA MC sample. The uncertainty in this selection efficiency comes from the PDF and scale variation uncertainties mentioned above. The experimental uncertainties are included in the determination of  $N_S$ .

The measured fiducial cross section is

$$\begin{aligned} \sigma(\text{pp} \rightarrow \text{W} + \text{b}\bar{\text{b}}) \times \mathcal{B}(\text{W} \rightarrow \mu\nu) \\ = 0.53 \pm 0.05 \text{ (stat.)} \pm 0.09 \text{ (syst.)} \\ \pm 0.06 \text{ (theo.)} \pm 0.01 \text{ (lum.) pb.} \end{aligned}$$

This measured value cannot be directly compared to the SM NLO cross section calculated with mCFM [33,34] because the latter pertains to jets of partons, not jets of hadrons, and does not include the production of b $\bar{b}$  pairs from double-parton scattering (DPS).

mCFM predicts a cross section of  $0.52 \pm 0.03$  pb at the parton level, using the MSTW2008 NNLO PDF set and setting the factorization and renormalization scales to  $\mu_F = \mu_R = m_W + 2m_b$  [34].



**Fig. 2.** The distribution of the sum of the masses reconstructed from all the particles originating at the SVs,  $m_{SV,J_1} + m_{SV,J_2}$  (top) and the distribution for the variable  $H_T$  (bottom) in the alternative looser b-tag selection. These two distributions are the projections of the two-dimensional fit performed as a cross-check and described in the text. Signal and background yields correspond to the post-fit results. The uncertainty band corresponds to the total uncertainty in the fitted yields. The last bin in both figures includes overflow events. The lower panels show the ratio of observed data events to the total fitted yield.

The uncertainty in the theoretical cross section quoted above is estimated by varying the scales  $\mu_F$ ,  $\mu_R$  simultaneously up and down by a factor of two. It also takes into account the PDF uncertainties following the PDF4LHC recommendation. The scale uncertainty in the theoretical cross section may be underestimated because of the requirement of exactly two jets in the final state, which introduces a veto on events with extra jets. Therefore, a more conservative estimate of this uncertainty in the theoretical prediction

is computed, following the procedure described in Ref. [43], and the total theoretical uncertainty is found to be 30%.

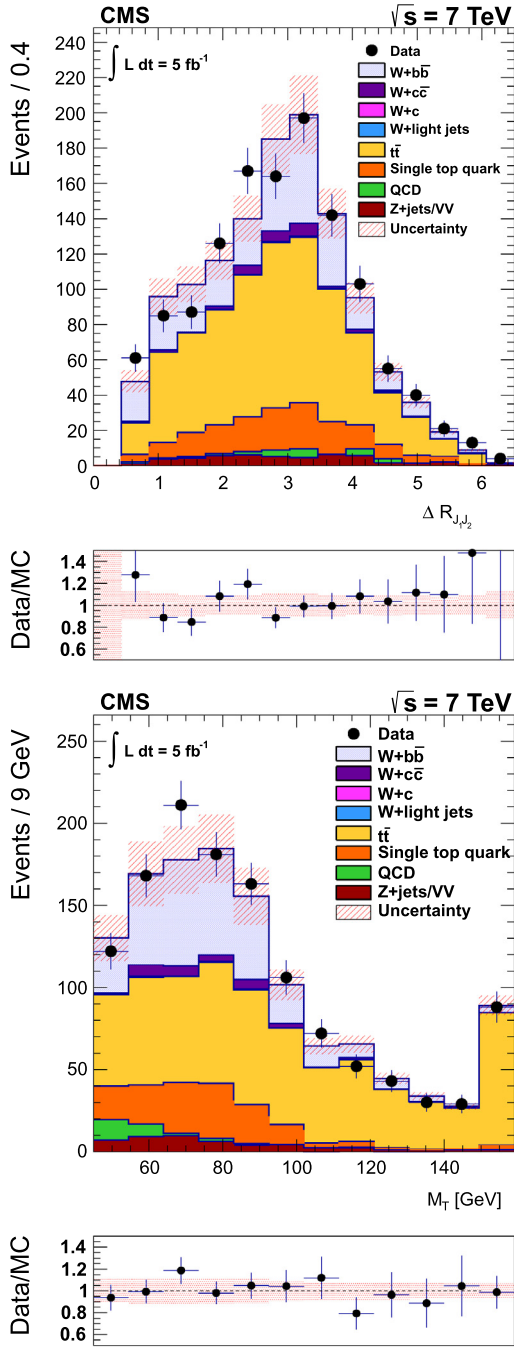
Two corrections are needed to link the theoretical prediction to the measurement, a hadronization correction and a DPS correction. At the parton level, the events are required to have a muon of  $p_T > 25$  GeV and  $|\eta| < 2.1$  and exactly two parton jets of  $p_T > 25$  GeV and  $|\eta| < 2.4$ , each containing a b quark. The hadronization correction factor  $C_{b \rightarrow B} = 0.92 \pm 0.01$ , calculated using a five-flavor MADGRAPH + PYTHIA reference MC, is used to extrapolate the cross section computed at the level of parton jets to the level of final-state particle jets. The uncertainty assigned to this correction is obtained by comparing the corresponding factors computed with a four-flavored MADGRAPH MC simulation. The simulated MADGRAPH + PYTHIA events include DPS production of  $b\bar{b}$  pairs and they reproduce these processes adequately as measured by CMS [44]. The contribution of DPS events to the cross section at the parton-jet level is estimated to be  $\sigma_{\text{DPS}} = (\sigma_W \times \sigma_{b\bar{b}}) / \sigma_{\text{eff}} = 0.08 \pm 0.05$  pb. The value of the effective cross section,  $\sigma_{\text{eff}}$ , is taken from Ref. [45], and is assumed to be independent of the process and interaction scale. The uncertainty in  $\sigma_{\text{DPS}}$  takes into account both the uncertainty in the measurement of  $\sigma_{\text{eff}}$  and the uncertainty in the fiducial  $b\bar{b}$  cross section. The theoretical cross section at hadron level can be extrapolated from the MCFM parton-jet prediction by applying the hadronization correction and adding the DPS contribution, resulting in  $0.55 \pm 0.03$  (MCFM)  $\pm 0.01$  (had.)  $\pm 0.05$  (DPS) pb. This value is in agreement with the measured value.

In addition to this measurement of the production cross section, we have explored the kinematics of the  $W + b\bar{b}$  system. The angular distance between the two selected b jets,  $\Delta R_{J_1, J_2} = \sqrt{(\Delta\eta_{J_1, J_2})^2 + (\Delta\phi_{J_1, J_2})^2}$ , is compared to the SM prediction in Fig. 3 (top). Signal and background yields are taken from the binned maximum-likelihood fit, and their shapes from Monte Carlo simulations or data as described in Section 4. The minimum separation of 0.5 between the two jets is an important aspect of the phase space definition, as discussed in the introduction. Fig. 3 (bottom) compares the  $M_T$  distribution to the SM predictions. Fig. 4 shows the invariant mass of the two selected b-quark jets ( $m_{J_1, J_2}$ ) as well as the transverse momentum of the system formed by the two b-quark jets ( $p_{T, J_1, J_2}$ ). The simulation describes the observed distributions well.

## 7. Summary

In summary, we have presented a measurement of the  $W + b\bar{b}$  production cross section in proton-proton collisions at 7 TeV. The  $W + b\bar{b}$  events have been selected in the  $W \rightarrow \mu\nu$  decay mode with a muon of  $p_T > 25$  GeV and  $|\eta| < 2.1$ , and two b jets of  $p_T > 25$  GeV and  $|\eta| < 2.4$ . The data sample corresponds to an integrated luminosity of  $5.0 \text{ fb}^{-1}$ . The measured fiducial cross section for production of a W boson and two b jets,  $\sigma(\text{pp} \rightarrow W + b\bar{b}) \times \mathcal{B}(W \rightarrow \mu\nu) = 0.53 \pm 0.05$  (stat.)  $\pm 0.09$  (syst.)  $\pm 0.06$  (theo.)  $\pm 0.01$  (lum.) pb, is in agreement with the SM prediction of  $0.55 \pm 0.03$  (MCFM)  $\pm 0.01$  (had.)  $\pm 0.05$  (DPS) pb, which accounts for double-parton scattering production and hadronization effects.

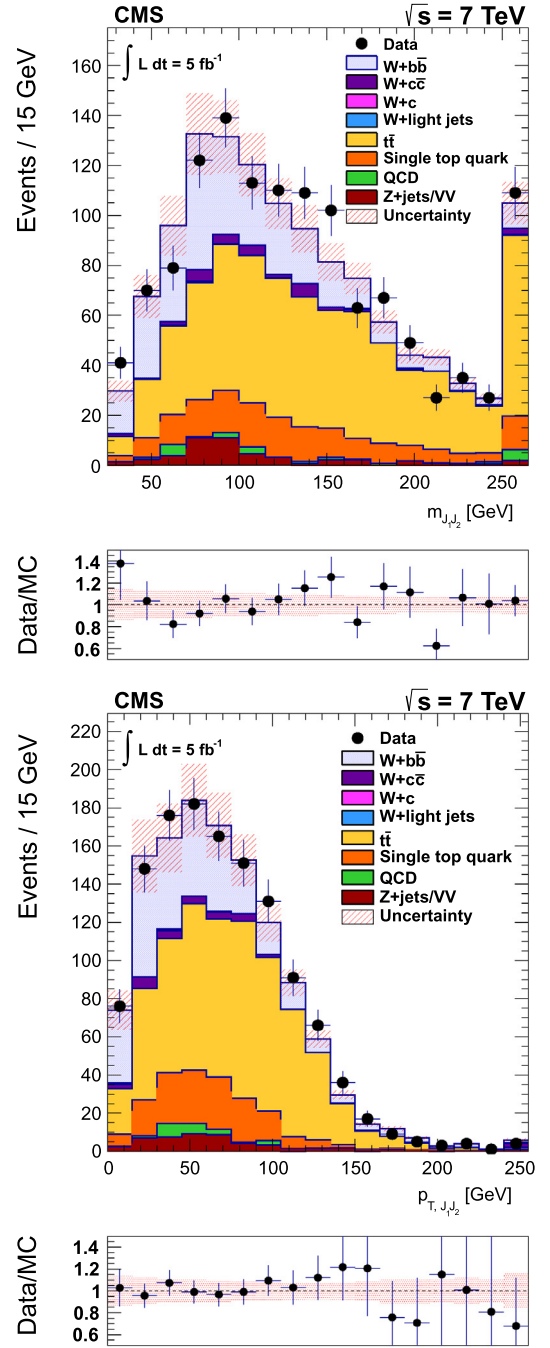
This study provides the first measurement for  $\text{pp} \rightarrow W + b\bar{b}$  production at 7 TeV in this particular phase space, thereby complementing previous measurements performed at the LHC [6], which focused on the production of W bosons accompanied by one identified b jet. The precision of the measured cross section approaches that of theoretical predictions at NNLO, thus enabling sensitive tests of perturbative calculations in the SM.



**Fig. 3.** The distribution of the angular distance  $\Delta R$  between the two selected b jets (top) and the distribution of the transverse mass  $M_T$  of the muon- $E_T^{\text{miss}}$  system (bottom). Signal and background yields are taken from the binned maximum-likelihood fit described in the text. The uncertainty band corresponds to the uncertainty in the yields as given by the fit. The last bin in both plots includes overflow events. The lower panels show the ratio of observed data events to the total fitted yield.

### Acknowledgements

We congratulate our colleagues in the CERN accelerator departments for the excellent performance of the LHC and thank the technical and administrative staffs at CERN and at other CMS institutes for their contributions to the success of the CMS effort. In addition, we gratefully acknowledge the computing centers and personnel of the Worldwide LHC Computing Grid for delivering so effectively the computing infrastructure essential to our



**Fig. 4.** The distribution of the invariant mass  $m_{J_1 J_2}$  of the two selected b jets (top) and the distribution of the transverse momentum of the dijet system,  $p_{T, J_1 J_2}$  (bottom). Signal and background yields are taken from the binned maximum-likelihood fit described in the text. The uncertainty band corresponds to the total uncertainty in the fitted yields. The last bin in both figures includes overflow events. The lower panels show the ratio of observed data events to the total fitted yield.

analyses. Finally, we acknowledge the enduring support for the construction and operation of the LHC and the CMS detector provided by the following funding agencies: BMWF and FWF (Austria); FNRS and FWO (Belgium); CNPq, CAPES, FAPERJ, and FAPESP (Brazil); MES (Bulgaria); CERN; CAS, MOST, and NSFC (China); COLCIENCIAS (Colombia); MSES and CSF (Croatia); RPF (Cyprus); MoER, SF0690030s09 and ERDF (Estonia); Academy of Finland, MEC, and HIP (Finland); CEA and CNRS/IN2P3 (France); BMBF, DFG, and HGF (Germany); GSRT (Greece); OTKA and NIH (Hungary); DAE and DST (India); IPM (Iran); SFI (Ireland); INFN (Italy);

NRF and WCU (Republic of Korea); LAS (Lithuania); CINVESTAV, CONACYT, SEP, and UASLP-FAI (Mexico); MBIE (New Zealand); PAEC (Pakistan); MSHE and NSC (Poland); FCT (Portugal); JINR (Dubna); MON, RosAtom, RAS and RFBR (Russia); MESTD (Serbia); SEIDI and CPAN (Spain); Swiss Funding Agencies (Switzerland); NSC (Taipei); ThEPCenter, IPST, STAR and NSTDA (Thailand); TUBITAK and TAEK (Turkey); NASU (Ukraine); STFC (United Kingdom); DOE and NSF (USA).

Individuals have received support from the Marie-Curie programme and the European Research Council and EPLANET (European Union); the Leventis Foundation; the Alfred P. Sloan Foundation; the Alexander von Humboldt Foundation; the Belgian Federal Science Policy Office; the Fonds pour la Formation à la Recherche dans l'Industrie et dans l'Agriculture (FRIA-Belgium); the Agentschap voor Innovatie door Wetenschap en Technologie (IWT-Belgium); the Ministry of Education, Youth and Sports (MEYS) of Czech Republic; the Council of Science and Industrial Research, India; the Compagnia di San Paolo (Torino); the HOMING PLUS programme of Foundation For Polish Science, cofinanced by EU, Regional Development Fund; and the Thalís and Aristeia programmes cofinanced by EU–ESF and the Greek NSRF.

## References

- [1] C. Oleari, L. Reina,  $W^{\pm}b\bar{b}$  production in POWHEG, J. High Energy Phys. 08 (2011) 061, [http://dx.doi.org/10.1007/JHEP08\(2011\)061](http://dx.doi.org/10.1007/JHEP08(2011)061), arXiv:1105.4488.
- [2] R. Frederix, S. Frixione, V. Hirschi, F. Maltoni, R. Pittau, P. Torrielli, W and  $Z/\gamma^*$  boson production in association with a bottom–antibottom pair, J. High Energy Phys. 09 (2011) 061, [http://dx.doi.org/10.1007/JHEP09\(2011\)061](http://dx.doi.org/10.1007/JHEP09(2011)061), arXiv:1106.6019.
- [3] J. Alwall, M. Herquet, F. Maltoni, O. Mattelaer, T. Stelzer, MadGraph 5: going beyond, J. High Energy Phys. 06 (2011) 128, [http://dx.doi.org/10.1007/JHEP06\(2011\)128](http://dx.doi.org/10.1007/JHEP06(2011)128), arXiv:1106.0522.
- [4] T. Aaltonen, et al., CDF Collaboration, First measurement of the  $b$ -jet cross section in events with a  $w$  boson in  $p\bar{p}$  collisions at  $\sqrt{s} = 1.96$  TeV, Phys. Rev. Lett. 104 (2010) 131801, <http://dx.doi.org/10.1103/PhysRevLett.104.131801>, arXiv:0909.1505.
- [5] V.M. Abazov, et al., D0 Collaboration, Measurement of the  $p\bar{p} \rightarrow W + b + X$  production cross section at  $\sqrt{s} = 1.96$  TeV, Phys. Lett. B 718 (2013) 044, <http://dx.doi.org/10.1016/j.physletb.2012.12.044>, arXiv:1210.0627.
- [6] ATLAS Collaboration, Measurement of the cross-section for  $W$  boson production in association with  $b$ -jets in  $pp$  collisions at  $\sqrt{s} = 7$  TeV with the ATLAS detector, J. High Energy Phys. 06 (2013) 084, [http://dx.doi.org/10.1007/JHEP06\(2013\)084](http://dx.doi.org/10.1007/JHEP06(2013)084), arXiv:1302.2929.
- [7] F. Maltoni, G. Ridolfi, M. Ubiali,  $b$ -Initiated processes at the LHC: a reappraisal, J. High Energy Phys. 07 (2012) 022, [http://dx.doi.org/10.1007/JHEP07\(2012\)022](http://dx.doi.org/10.1007/JHEP07(2012)022), arXiv:1203.6393.
- [8] CMS Collaboration, Measurement of the cross section and angular correlations for associated production of a  $Z$  boson with  $b$  hadrons in  $pp$  collisions at  $\sqrt{s} = 7$  TeV, J. High Energy Phys. 12 (2013) 039, [http://dx.doi.org/10.1007/JHEP12\(2013\)039](http://dx.doi.org/10.1007/JHEP12(2013)039), arXiv:1310.1349.
- [9] CMS Collaboration, Search for the standard model Higgs boson produced in association with a  $W$  or a  $Z$  boson and decaying to bottom quarks, Phys. Rev. D 89 (2014) 012003, <http://dx.doi.org/10.1103/PhysRevD.89.012003>, arXiv:1310.3687.
- [10] ATLAS Collaboration, Observation of a new particle in the search for the Standard Model Higgs boson with the ATLAS detector at the LHC, Phys. Lett. B 716 (2012) 020, <http://dx.doi.org/10.1016/j.physletb.2012.08.020>, arXiv:1207.7214.
- [11] CMS Collaboration, Observation of a new boson at a mass of 125 GeV with the CMS experiment at the LHC, Phys. Lett. B 716 (2012) 021, <http://dx.doi.org/10.1016/j.physletb.2012.08.021>, arXiv:1207.7235.
- [12] CMS Collaboration, Observation of a new boson with mass near 125 GeV in  $pp$  collisions at  $\sqrt{s} = 7$  and 8 TeV, J. High Energy Phys. 06 (2013) 081, [http://dx.doi.org/10.1007/JHEP06\(2013\)081](http://dx.doi.org/10.1007/JHEP06(2013)081), arXiv:1303.4571.
- [13] CMS Collaboration, The CMS experiment at the CERN LHC, J. Instrum. 3 (2008) S08004, <http://dx.doi.org/10.1088/1748-0221/3/08/S08004>.
- [14] T. Sjöstrand, S. Mrenna, P.Z. Skands, PYTHIA 6.4 physics and manual, J. High Energy Phys. 05 (2006) 026, <http://dx.doi.org/10.1088/1126-6708/2006/05/026>, arXiv:hep-ph/0603175.
- [15] S. Alioli, P. Nason, C. Oleari, E. Re, NLO vector-boson production matched with shower in POWHEG, J. High Energy Phys. 07 (2008) 060, <http://dx.doi.org/10.1088/1126-6708/2008/07/060>, arXiv:0805.4802.
- [16] P. Nason, A new method for combining NLO QCD with shower Monte Carlo algorithms, J. High Energy Phys. 11 (2004) 040, <http://dx.doi.org/10.1088/1126-6708/2004/11/040>, arXiv:hep-ph/0409146.
- [17] S. Frixione, P. Nason, C. Oleari, Matching NLO QCD computations with parton shower simulations: the POWHEG method, J. High Energy Phys. 11 (2007) 070, <http://dx.doi.org/10.1088/1126-6708/2007/11/070>, arXiv:0709.2092.
- [18] H.-L. Lai, J. Huston, Z. Li, P. Nadolsky, J. Pumplin, D. Stump, C.-P. Yuan, Uncertainty induced by QCD coupling in the CTEQ global analysis of parton distributions, Phys. Rev. D 82 (2010) 054021, <http://dx.doi.org/10.1103/PhysRevD.82.054021>, arXiv:1004.4624.
- [19] R. Field, Early LHC underlying event data – findings and surprises, arXiv:1010.3558, 2010.
- [20] S. Agostinelli, et al., GEANT4 Collaboration, GEANT4—a simulation toolkit, Nucl. Instrum. Methods Phys. Res., Sect. A, Accel. Spectrom. Detect. Assoc. Equip. 506 (2003) 250, [http://dx.doi.org/10.1016/S0168-9002\(03\)01368-8](http://dx.doi.org/10.1016/S0168-9002(03)01368-8).
- [21] CMS Collaboration, Particle-flow event reconstruction in CMS and performance for jets, taus, and  $E_T^{\text{miss}}$ , CMS Physics Analysis Summary CMS-PAS-PFT-09-001, 2009, <http://cdsweb.cern.ch/record/1194487>.
- [22] CMS Collaboration, Commissioning of the particle-flow reconstruction in minimum-bias and jet events from  $pp$  collisions at 7 TeV, CMS Physics Analysis Summary CMS-PAS-PFT-10-002, 2010, <http://cdsweb.cern.ch/record/1279341>.
- [23] CMS Collaboration, Performance of CMS muon reconstruction in  $pp$  collision events at  $\sqrt{s} = 7$  TeV, J. Instrum. 7 (2012) P10002, <http://dx.doi.org/10.1088/1748-0221/7/10/P10002>, arXiv:1206.4071.
- [24] CMS Collaboration, Measurements of inclusive  $W$  and  $Z$  cross sections in  $pp$  collisions at  $\sqrt{s} = 7$  TeV, J. High Energy Phys. 01 (2011) 080, [http://dx.doi.org/10.1007/JHEP01\(2011\)080](http://dx.doi.org/10.1007/JHEP01(2011)080), arXiv:1012.2466.
- [25] M. Cacciari, G.P. Salam, G. Soyez, The anti- $k_T$  jet clustering algorithm, J. High Energy Phys. 04 (2008) 063, <http://dx.doi.org/10.1088/1126-6708/2008/04/063>, arXiv:0802.1189.
- [26] M. Cacciari, G.P. Salam, Pileup subtraction using jet areas, Phys. Lett. B 659 (2008) 119, <http://dx.doi.org/10.1016/j.physletb.2007.09.077>, arXiv:0707.1378.
- [27] M. Cacciari, G.P. Salam, G. Soyez, The catchment area of jets, J. High Energy Phys. 04 (2008) 005, <http://dx.doi.org/10.1088/1126-6708/2008/04/005>, arXiv:0802.1188.
- [28] CMS Collaboration, Identification and filtering of uncharacteristic noise in the CMS hadron calorimeter, J. Instrum. 5 (2010) T03014, <http://dx.doi.org/10.1088/1748-0221/5/03/T03014>, arXiv:0911.4881.
- [29] CMS Collaboration, Determination of jet energy calibration and transverse momentum resolution in CMS, J. Instrum. 6 (2011) P11002, <http://dx.doi.org/10.1088/1748-0221/6/11/P11002>, arXiv:1107.4277.
- [30] CMS Collaboration, Identification of  $b$ -quark jets with the CMS experiment, J. Instrum. 8 (2013) P04013, <http://dx.doi.org/10.1088/1748-0221/8/04/P04013>, arXiv:1211.4462.
- [31] K. Melnikov, F. Petriello, Electroweak gauge boson production at hadron colliders through  $\mathcal{O}(\alpha_s^2)$ , Phys. Rev. D 74 (2006) 114017, <http://dx.doi.org/10.1103/PhysRevD.74.114017>, arXiv:hep-ph/0609070.
- [32] A.D. Martin, W.J. Stirling, R.S. Thorne, G. Watt, Parton distributions for the LHC, Eur. Phys. J. C 63 (2009) 189, <http://dx.doi.org/10.1140/epjc/s10052-009-1072-5>, arXiv:0901.0002.
- [33] J.M. Campbell, R.K. Ellis, MCFM for the Tevatron and the LHC, Nucl. Phys. B, Proc. Suppl. 205 (2010) 10, <http://dx.doi.org/10.1016/j.nuclphysbps.2010.08.011>, arXiv:1007.3492.
- [34] S. Badger, J.M. Campbell, R.K. Ellis, QCD corrections to the hadronic production of a heavy quark pair and a  $W$ -boson including decay correlations, J. High Energy Phys. 03 (2011) 027, [http://dx.doi.org/10.1007/JHEP03\(2011\)027](http://dx.doi.org/10.1007/JHEP03(2011)027), arXiv:1011.6647.
- [35] M. Czakon, P. Fiedler, A. Mitov, Total top-quark pair-production cross section at hadron colliders through  $\mathcal{O}(\alpha_s^3)$ , Phys. Rev. Lett. 110 (2013) 252004, <http://dx.doi.org/10.1103/PhysRevLett.110.252004>, arXiv:1303.6254.
- [36] CMS Collaboration, Measurement of the production cross sections for a  $Z$  boson and one or more  $b$  jets in  $pp$  collisions at  $\sqrt{s} = 7$  TeV, J. High Energy Phys. (2014), [http://dx.doi.org/10.1007/JHEP06\(2014\)120](http://dx.doi.org/10.1007/JHEP06(2014)120), in press, arXiv:1402.1521.
- [37] CMS Collaboration, Measurement of the single-top-quark  $t$ -channel cross section in  $pp$  collisions at  $\sqrt{s} = 7$  TeV, J. High Energy Phys. 12 (2012) 1, [http://dx.doi.org/10.1007/JHEP12\(2012\)035](http://dx.doi.org/10.1007/JHEP12(2012)035), arXiv:1209.4533.
- [38] S. Alekhin, et al., The PDF4LHC working group interim report, arXiv:1101.0536, 2011.
- [39] M. Botje, et al., The PDF4LHC working group interim recommendations, arXiv:1101.0538, 2011.
- [40] H.-L. Lai, M. Guzzi, J. Huston, Z. Li, P.M. Nadolsky, J. Pumplin, C.-P. Yuan, New parton distributions for collider physics, Phys. Rev. D 82 (2010) 074024, <http://dx.doi.org/10.1103/PhysRevD.82.074024>, arXiv:1007.2241.
- [41] R.D. Ball, V. Bertone, F. Cerutti, L.D. Debbio, S. Forte, A. Guffanti, J.I. Latorre, J. Rojo, M. Ubiali, Impact of heavy quark masses on parton distributions and LHC phenomenology, Nucl. Phys. B 849 (2011) 296, <http://dx.doi.org/10.1016/j.nuclphysb.2011.03.021>, arXiv:1101.1300.
- [42] CMS Collaboration, Absolute calibration of the luminosity measurement at CMS: winter 2012 update, CMS Physics Analysis Summary CMS-PAS-SMP-12-008, 2012, <http://cdsweb.cern.ch/record/1434360>.
- [43] I.W. Stewart, F.J. Tackmann, Theory uncertainties for Higgs mass and other searches using jet bins, Phys. Rev. D 85 (2012) 034011, <http://dx.doi.org/10.1103/PhysRevD.85.034011>, arXiv:1107.2117.

- [44] CMS Collaboration, Study of double parton scattering using  $W + 2$ -jet events in proton–proton collisions at  $\sqrt{s} = 7$  TeV, *J. High Energy Phys.* 03 (2014) 032, [http://dx.doi.org/10.1007/JHEP03\(2014\)032](http://dx.doi.org/10.1007/JHEP03(2014)032), arXiv:1312.5729.
- [45] ATLAS Collaboration, Measurement of hard double-parton interactions in  $W(\rightarrow l\nu) + 2$ jet events at  $\sqrt{s} = 7$  TeV with the ATLAS detector, *New J. Phys.* 15 (2013) 033038, <http://dx.doi.org/10.1088/1367-2630/15/3/033038>, arXiv:1301.6872.

## CMS Collaboration

S. Chatrchyan, V. Khachatryan, A.M. Sirunyan, A. Tumasyan

*Yerevan Physics Institute, Yerevan, Armenia*

W. Adam, T. Bergauer, M. Dragicevic, J. Erö, C. Fabjan<sup>1</sup>, M. Friedl, R. Frühwirth<sup>1</sup>, V.M. Ghete, N. Hörmann, J. Hrubec, M. Jeitler<sup>1</sup>, W. Kiesenhofer, V. Knünz, M. Krammer<sup>1</sup>, I. Krätschmer, D. Liko, I. Mikulec, D. Rabady<sup>2</sup>, B. Rahbaran, H. Rohringer, R. Schöfbeck, J. Strauss, A. Taurok, W. Treberer-Treberspurg, W. Waltenberger, C.-E. Wulz<sup>1</sup>

*Institut für Hochenergiephysik der OeAW, Wien, Austria*

V. Mossolov, N. Shumeiko, J. Suarez Gonzalez

*National Centre for Particle and High Energy Physics, Minsk, Belarus*

S. Alderweireldt, M. Bansal, S. Bansal, T. Cornelis, E.A. De Wolf, X. Janssen, A. Knutsson, S. Luyckx, L. Mucibello, S. Ochesanu, B. Roland, R. Rougny, Z. Staykova, H. Van Haeevermaet, P. Van Mechelen, N. Van Remortel, A. Van Spilbeeck

*Universiteit Antwerpen, Antwerpen, Belgium*

F. Blekman, S. Blyweert, J. D’Hondt, N. Heracleous, A. Kalogeropoulos, J. Keaveney, S. Lowette, M. Maes, A. Olbrechts, S. Tavernier, W. Van Doninck, P. Van Mulders, G.P. Van Onsem, I. Villella

*Vrije Universiteit Brussel, Brussel, Belgium*

C. Caillol, B. Clerbaux, G. De Lentdecker, L. Favart, A.P.R. Gay, T. Hreus, A. Léonard, P.E. Marage, A. Mohammadi, L. Perniè, T. Reis, T. Seva, L. Thomas, C. Vander Velde, P. Vanlaer, J. Wang

*Université Libre de Bruxelles, Bruxelles, Belgium*

V. Adler, K. Beernaert, L. Benucci, A. Cimmino, S. Costantini, S. Dildick, G. Garcia, B. Klein, J. Lellouch, A. Marinov, J. McCartin, A.A. Ocampo Rios, D. Ryckbosch, M. Sigamani, N. Strobbe, F. Thyssen, M. Tytgat, S. Walsh, E. Yazgan, N. Zaganidis

*Ghent University, Ghent, Belgium*

S. Basegmez, C. Beluffi<sup>3</sup>, G. Bruno, R. Castello, A. Caudron, L. Ceard, G.G. Da Silveira, C. Delaere, T. du Pree, D. Favart, L. Forthomme, A. Giammanco<sup>4</sup>, J. Hollar, P. Jez, V. Lemaitre, J. Liao, O. Militaru, C. Nuttens, D. Pagano, A. Pin, K. Piotrkowski, A. Popov<sup>5</sup>, M. Selvaggi, M. Vidal Marono, J.M. Vizan Garcia

*Université Catholique de Louvain, Louvain-la-Neuve, Belgium*

N. Belyi, T. Caebegs, E. Daubie, G.H. Hammad

*Université de Mons, Mons, Belgium*

G.A. Alves, M. Correa Martins Junior, T. Martins, M.E. Pol, M.H.G. Souza

*Centro Brasileiro de Pesquisas Físicas, Rio de Janeiro, Brazil*

W.L. Aldá Júnior, W. Carvalho, J. Chinellato<sup>6</sup>, A. Custódio, E.M. Da Costa, D. De Jesus Damiao, C. De Oliveira Martins, S. Fonseca De Souza, H. Malbouisson, M. Malek, D. Matos Figueiredo, L. Mundim, H. Nogima, W.L. Prado Da Silva, J. Santaolalla, A. Santoro, A. Sznajder, E.J. Tonelli Manganote<sup>6</sup>, A. Vilela Pereira

*Universidade do Estado do Rio de Janeiro, Rio de Janeiro, Brazil*



C.A. Bernardes<sup>b</sup>, F.A. Dias<sup>a,7</sup>, T.R. Fernandez Perez Tomei<sup>a</sup>, E.M. Gregores<sup>b</sup>, C. Lagana<sup>a</sup>, P.G. Mercadante<sup>b</sup>, S.F. Novaes<sup>a</sup>, Sandra S. Padula<sup>a</sup>

<sup>a</sup> Universidade Estadual Paulista, São Paulo, Brazil

<sup>b</sup> Universidade Federal do ABC, São Paulo, Brazil

V. Genchev<sup>2</sup>, P. Iaydjiev<sup>2</sup>, S. Piperov, M. Rodozov, G. Sultanov, M. Vutova

*Institute for Nuclear Research and Nuclear Energy, Sofia, Bulgaria*

A. Dimitrov, I. Glushkov, R. Hadjiiska, V. Kozhuharov, L. Litov, B. Pavlov, P. Petkov

*University of Sofia, Sofia, Bulgaria*

J.G. Bian, G.M. Chen, H.S. Chen, M. Chen, C.H. Jiang, D. Liang, S. Liang, X. Meng, R. Plestina<sup>8</sup>, J. Tao, X. Wang, Z. Wang

*Institute of High Energy Physics, Beijing, China*

C. Asawatangtrakuldee, Y. Ban, Y. Guo, Q. Li, W. Li, S. Liu, Y. Mao, S.J. Qian, D. Wang, L. Zhang, W. Zou

*State Key Laboratory of Nuclear Physics and Technology, Peking University, Beijing, China*

C. Avila, C.A. Carrillo Montoya, L.F. Chaparro Sierra, C. Florez, J.P. Gomez, B. Gomez Moreno, J.C. Sanabria

*Universidad de Los Andes, Bogota, Colombia*

N. Godinovic, D. Lelas, D. Polic, I. Puljak

*Technical University of Split, Split, Croatia*

Z. Antunovic, M. Kovac

*University of Split, Split, Croatia*

V. Brigljevic, K. Kadija, J. Luetic, D. Mekterovic, S. Morovic, L. Tikvica

*Institute Rudjer Boskovic, Zagreb, Croatia*

A. Attikis, G. Mavromanolakis, J. Mousa, C. Nicolaou, F. Ptochos, P.A. Razis

*University of Cyprus, Nicosia, Cyprus*

M. Finger, M. Finger Jr.

*Charles University, Prague, Czech Republic*

A.A. Abdelalim<sup>9</sup>, Y. Assran<sup>10</sup>, S. Elgammal<sup>9</sup>, A. Ellithi Kamel<sup>11</sup>, M.A. Mahmoud<sup>12</sup>, A. Radi<sup>13,14</sup>

*Academy of Scientific Research and Technology of the Arab Republic of Egypt, Egyptian Network of High Energy Physics, Cairo, Egypt*

M. Kadastik, M. Müntel, M. Murumaa, M. Raidal, L. Rebane, A. Tiko

*National Institute of Chemical Physics and Biophysics, Tallinn, Estonia*

P. Eerola, G. Fedi, M. Voutilainen

*Department of Physics, University of Helsinki, Helsinki, Finland*

J. Härkönen, V. Karimäki, R. Kinnunen, M.J. Kortelainen, T. Lampén, K. Lassila-Perini, S. Lehti, T. Lindén, P. Luukka, T. Mäenpää, T. Peltola, E. Tuominen, J. Tuominiemi, E. Tuovinen, L. Wendland

*Helsinki Institute of Physics, Helsinki, Finland*

T. Tuuva

*Lappeenranta University of Technology, Lappeenranta, Finland*

M. Besancon, F. Couderc, M. Dejardin, D. Denegri, B. Fabbro, J.L. Faure, F. Ferri, S. Ganjour, A. Givernaud, P. Gras, G. Hamel de Monchenault, P. Jarry, E. Locci, J. Malcles, A. Nayak, J. Rander, A. Rosowsky, M. Titov

*DSM/IRFU, CEA/Saclay, Gif-sur-Yvette, France*

S. Baffioni, F. Beaudette, L. Benhabib, M. Bluj<sup>15</sup>, P. Busson, C. Charlot, N. Daci, T. Dahms, M. Dalchenko, L. Dobrzynski, A. Florent, R. Granier de Cassagnac, M. Haguenaue, P. Miné, C. Mironov, I.N. Naranjo, M. Nguyen, C. Ochando, P. Paganini, D. Sabes, R. Salerno, Y. Sirois, C. Veelken, A. Zabi

*Laboratoire Leprince-Ringuet, Ecole Polytechnique, IN2P3–CNRS, Palaiseau, France*

J.-L. Agram<sup>16</sup>, J. Andrea, D. Bloch, J.-M. Brom, E.C. Chabert, C. Collard, E. Conte<sup>16</sup>, F. Drouhin<sup>16</sup>, J.-C. Fontaine<sup>16</sup>, D. Gelé, U. Goerlach, C. Goetzmann, P. Juillot, A.-C. Le Bihan, P. Van Hove

*Institut Pluridisciplinaire Hubert Curien, Université de Strasbourg, Université de Haute Alsace Mulhouse, CNRS/IN2P3, Strasbourg, France*

S. Gadrat

*Centre de Calcul de l'Institut National de Physique Nucleaire et de Physique des Particules, CNRS/IN2P3, Villeurbanne, France*

S. Beauceron, N. Beaupere, G. Boudoul, S. Brochet, J. Chasserat, R. Chierici, D. Contardo, P. Depasse, H. El Mamouni, J. Fan, J. Fay, S. Gascon, M. Gouzevitch, B. Ille, T. Kurca, M. Lethuillier, L. Mirabito, S. Perries, J.D. Ruiz Alvarez, L. Sgandurra, V. Sordini, M. Vander Donckt, P. Verdier, S. Viret, H. Xiao

*Université de Lyon, Université Claude Bernard Lyon 1, CNRS–IN2P3, Institut de Physique Nucléaire de Lyon, Villeurbanne, France*

Z. Tsamalaidze<sup>17</sup>

*Institute of High Energy Physics and Informatization, Tbilisi State University, Tbilisi, Georgia*

C. Autermann, S. Beranek, M. Bontenackels, B. Calpas, M. Edelhoff, L. Feld, O. Hindrichs, K. Klein, A. Ostapchuk, A. Perieanu, F. Raupach, J. Sammet, S. Schael, D. Sprenger, H. Weber, B. Wittmer, V. Zhukov<sup>5</sup>

*RWTH Aachen University, I. Physikalisches Institut, Aachen, Germany*

M. Ata, J. Caudron, E. Dietz-Laursonn, D. Duchardt, M. Erdmann, R. Fischer, A. Güth, T. Hebbeker, C. Heidemann, K. Hoepfner, D. Klingebiel, S. Knutzen, P. Kreuzer, M. Merschmeyer, A. Meyer, M. Olschewski, K. Padeken, P. Papacz, H. Pieta, H. Reithler, S.A. Schmitz, L. Sonnenschein, J. Steggemann, D. Teysier, S. Thüer, M. Weber

*RWTH Aachen University, III. Physikalisches Institut A, Aachen, Germany*

V. Cherepanov, Y. Erdogan, G. Flügge, H. Geenen, M. Geisler, W. Haj Ahmad, F. Hoehle, B. Kargoll, T. Kress, Y. Kuessel, J. Lingemann<sup>2</sup>, A. Nowack, I.M. Nugent, L. Perchalla, O. Pooth, A. Stahl

*RWTH Aachen University, III. Physikalisches Institut B, Aachen, Germany*

I. Asin, N. Bartosik, J. Behr, W. Behrenhoff, U. Behrens, A.J. Bell, M. Bergholz<sup>18</sup>, A. Bethani, K. Borras, A. Burgmeier, A. Cakir, L. Calligaris, A. Campbell, S. Choudhury, F. Costanza, C. Diez Pardos, S. Dooling, T. Dorland, G. Eckerlin, D. Eckstein, G. Flucke, A. Geiser, A. Grebenyuk, P. Gunnellini, S. Habib, J. Hauk, G. Hellwig, M. Hempel, D. Horton, H. Jung, M. Kasemann, P. Katsas, C. Kleinwort, H. Kluge, M. Krämer, D. Krücker, W. Lange, J. Leonard, K. Lipka, W. Lohmann<sup>18</sup>, B. Lutz, R. Mankel, I. Marfin, I.-A. Melzer-Pellmann, A.B. Meyer, J. Mnich, A. Mussgiller, S. Naumann-Emme, O. Novgorodova, F. Nowak, J. Olzem, H. Perrey, A. Petrukhin, D. Pitzl, R. Placakyte, A. Raspereza, P.M. Ribeiro Cipriano, C. Riedl, E. Ron, M.Ö. Sahin, J. Salfeld-Nebgen, R. Schmidt<sup>18</sup>, T. Schoerner-Sadenius, M. Schröder, N. Sen, M. Stein, R. Walsh, C. Wissing

*Deutsches Elektronen-Synchrotron, Hamburg, Germany*

M. Aldaya Martin, V. Blobel, H. Enderle, J. Erfle, E. Garutti, U. Gebbert, M. Görner, M. Gosselink, J. Haller, K. Heine, R.S. Höing, G. Kaussen, H. Kirschenmann, R. Klanner, R. Kogler, J. Lange, I. Marchesini,

T. Peiffer, N. Pietsch, D. Rathjens, C. Sander, H. Schettler, P. Schleper, E. Schlieckau, A. Schmidt, T. Schum, M. Seidel, J. Sibille<sup>19</sup>, V. Sola, H. Stadie, G. Steinbrück, J. Thomsen, D. Troendle, E. Usai, L. Vanelderen

*University of Hamburg, Hamburg, Germany*

C. Barth, C. Baus, J. Berger, C. Böser, E. Butz, T. Chwalek, W. De Boer, A. Descroix, A. Dierlamm, M. Feindt, M. Guthoff<sup>2</sup>, F. Hartmann<sup>2</sup>, T. Hauth<sup>2</sup>, H. Held, K.H. Hoffmann, U. Husemann, I. Katkov<sup>5</sup>, J.R. Komaragiri, A. Kornmayer<sup>2</sup>, E. Kuznetsova, P. Lobelle Pardo, D. Martschei, M.U. Mozer, Th. Müller, M. Niegel, A. Nürnberg, O. Oberst, J. Ott, G. Quast, K. Rabbertz, F. Ratnikov, S. Röcker, F.-P. Schilling, G. Schott, H.J. Simonis, F.M. Stober, R. Ulrich, J. Wagner-Kuhr, S. Wayand, T. Weiler, M. Zeise

*Institut für Experimentelle Kernphysik, Karlsruhe, Germany*

G. Anagnostou, G. Daskalakis, T. Gerasis, S. Kesisoglou, A. Kyriakis, D. Loukas, A. Markou, C. Markou, E. Ntomari, I. Topsis-giotis

*Institute of Nuclear and Particle Physics (INPP), NCSR Demokritos, Aghia Paraskevi, Greece*

L. Gouskos, A. Panagiotou, N. Saoulidou, E. Stiliaris

*University of Athens, Athens, Greece*

X. Aslanoglou, I. Evangelou, G. Flouris, C. Foudas, P. Kokkas, N. Manthos, I. Papadopoulos, E. Paradas

*University of Ioánnina, Ioánnina, Greece*

G. Bencze, C. Hajdu, P. Hidas, D. Horvath<sup>20</sup>, F. Sikler, V. Veszpremi, G. Vesztergombi<sup>21</sup>, A.J. Zsigmond

*Wigner Research Centre for Physics, Budapest, Hungary*

N. Beni, S. Czellar, J. Molnar, J. Palinkas, Z. Szillasi

*Institute of Nuclear Research ATOMKI, Debrecen, Hungary*

J. Karacsi, P. Raics, Z.L. Trocsanyi, B. Ujvari

*University of Debrecen, Debrecen, Hungary*

S.K. Swain<sup>22</sup>

*National Institute of Science Education and Research, Bhubaneswar, India*

S.B. Beri, V. Bhatnagar, N. Dhingra, R. Gupta, M. Kaur, M.Z. Mehta, M. Mittal, N. Nishu, A. Sharma, J.B. Singh

*Panjab University, Chandigarh, India*

Ashok Kumar, Arun Kumar, S. Ahuja, A. Bhardwaj, B.C. Choudhary, A. Kumar, S. Malhotra, M. Naimuddin, K. Ranjan, P. Saxena, V. Sharma, R.K. Shivpuri

*University of Delhi, Delhi, India*

S. Banerjee, S. Bhattacharya, K. Chatterjee, S. Dutta, B. Gomber, Sa. Jain, Sh. Jain, R. Khurana, A. Modak, S. Mukherjee, D. Roy, S. Sarkar, M. Sharan, A.P. Singh

*Saha Institute of Nuclear Physics, Kolkata, India*

A. Abdulsalam, D. Dutta, S. Kailas, V. Kumar, A.K. Mohanty<sup>2</sup>, L.M. Pant, P. Shukla, A. Topkar

*Bhabha Atomic Research Centre, Mumbai, India*

T. Aziz, R.M. Chatterjee, S. Ganguly, S. Ghosh, M. Guchait<sup>23</sup>, A. Gurtu<sup>24</sup>, G. Kole, S. Kumar, M. Maity<sup>25</sup>, G. Majumder, K. Mazumdar, G.B. Mohanty, B. Parida, K. Sudhakar, N. Wickramage<sup>26</sup>

*Tata Institute of Fundamental Research – EHEP, Mumbai, India*

## S. Banerjee, S. Dugad

Tata Institute of Fundamental Research – HECR, Mumbai, India

H. Arfaei, H. Bakhshiansohi, S.M. Etesami<sup>27</sup>, A. Fahim<sup>28</sup>, A. Jafari, M. Khakzad, M. Mohammadi Najafabadi, S. Paktinat Mehdiabadi, B. Safarzadeh<sup>29</sup>, M. Zeinali

Institute for Research in Fundamental Sciences (IPM), Tehran, Iran

## M. Grunewald

University College Dublin, Dublin, Ireland

M. Abbrescia<sup>a,b</sup>, L. Barbone<sup>a,b</sup>, C. Calabria<sup>a,b</sup>, S.S. Chhibra<sup>a,b</sup>, A. Colaleo<sup>a</sup>, D. Creanza<sup>a,c</sup>, N. De Filippis<sup>a,c</sup>, M. De Palma<sup>a,b</sup>, L. Fiore<sup>a</sup>, G. Iaselli<sup>a,c</sup>, G. Maggi<sup>a,c</sup>, M. Maggi<sup>a</sup>, B. Marangelli<sup>a,b</sup>, S. My<sup>a,c</sup>, S. Nuzzo<sup>a,b</sup>, N. Pacifico<sup>a</sup>, A. Pompili<sup>a,b</sup>, G. Pugliese<sup>a,c</sup>, R. Radogna<sup>a,b</sup>, G. Selvaggi<sup>a,b</sup>, L. Silvestris<sup>a</sup>, G. Singh<sup>a,b</sup>, R. Venditti<sup>a,b</sup>, P. Verwilligen<sup>a</sup>, G. Zito<sup>a</sup>

<sup>a</sup> INFN Sezione di Bari, Bari, Italy

<sup>b</sup> Università di Bari, Bari, Italy

<sup>c</sup> Politecnico di Bari, Bari, Italy

G. Abbiendi<sup>a</sup>, A.C. Benvenuti<sup>a</sup>, D. Bonacorsi<sup>a,b</sup>, S. Braibant-Giacomelli<sup>a,b</sup>, L. Brigliadori<sup>a,b</sup>, R. Campanini<sup>a,b</sup>, P. Capiluppi<sup>a,b</sup>, A. Castro<sup>a,b</sup>, F.R. Cavallo<sup>a</sup>, G. Codispoti<sup>a,b</sup>, M. Cuffiani<sup>a,b</sup>, G.M. Dallavalle<sup>a</sup>, F. Fabbri<sup>a</sup>, A. Fanfani<sup>a,b</sup>, D. Fasanella<sup>a,b</sup>, P. Giacomelli<sup>a</sup>, C. Grandi<sup>a</sup>, L. Guiducci<sup>a,b</sup>, S. Marcellini<sup>a</sup>, G. Masetti<sup>a</sup>, M. Meneghelli<sup>a,b</sup>, A. Montanari<sup>a</sup>, F.L. Navarria<sup>a,b</sup>, F. Odorici<sup>a</sup>, A. Perrotta<sup>a</sup>, F. Primavera<sup>a,b</sup>, A.M. Rossi<sup>a,b</sup>, T. Rovelli<sup>a,b</sup>, G.P. Siroli<sup>a,b</sup>, N. Tosi<sup>a,b</sup>, R. Travaglini<sup>a,b</sup>

<sup>a</sup> INFN Sezione di Bologna, Bologna, Italy

<sup>b</sup> Università di Bologna, Bologna, Italy

S. Albergo<sup>a,b</sup>, G. Cappello<sup>a</sup>, M. Chiorboli<sup>a,b</sup>, S. Costa<sup>a,b</sup>, F. Giordano<sup>a,c,2</sup>, R. Potenza<sup>a,b</sup>, A. Tricomi<sup>a,b</sup>, C. Tuve<sup>a,b</sup>

<sup>a</sup> INFN Sezione di Catania, Catania, Italy

<sup>b</sup> Università di Catania, Catania, Italy

<sup>c</sup> CSFNSM, Catania, Italy

G. Barbagli<sup>a</sup>, V. Ciulli<sup>a,b</sup>, C. Civinini<sup>a</sup>, R. D’Alessandro<sup>a,b</sup>, E. Focardi<sup>a,b</sup>, E. Gallo<sup>a</sup>, S. Gonzi<sup>a,b</sup>, V. Gori<sup>a,b</sup>, P. Lenzi<sup>a,b</sup>, M. Meschini<sup>a</sup>, S. Paoletti<sup>a</sup>, G. Sguazzoni<sup>a</sup>, A. Tropiano<sup>a,b</sup>

<sup>a</sup> INFN Sezione di Firenze, Firenze, Italy

<sup>b</sup> Università di Firenze, Firenze, Italy

## L. Benussi, S. Bianco, F. Fabbri, D. Piccolo

INFN Laboratori Nazionali di Frascati, Frascati, Italy

P. Fabbriatore<sup>a</sup>, R. Ferretti<sup>a,b</sup>, F. Ferro<sup>a</sup>, M. Lo Vetere<sup>a,b</sup>, R. Musenich<sup>a</sup>, E. Robutti<sup>a</sup>, S. Tosi<sup>a,b</sup>

<sup>a</sup> INFN Sezione di Genova, Genova, Italy

<sup>b</sup> Università di Genova, Genova, Italy

A. Benaglia<sup>a</sup>, M.E. Dinardo<sup>a,b</sup>, S. Fiorendi<sup>a,b,2</sup>, S. Gennai<sup>a</sup>, A. Ghezzi<sup>a,b</sup>, P. Govoni<sup>a,b</sup>, M.T. Lucchini<sup>a,b,2</sup>, S. Malvezzi<sup>a</sup>, R.A. Manzoni<sup>a,b,2</sup>, A. Martelli<sup>a,b,2</sup>, D. Menasce<sup>a</sup>, L. Moroni<sup>a</sup>, M. Paganoni<sup>a,b</sup>, D. Pedrini<sup>a</sup>, S. Ragazzi<sup>a,b</sup>, N. Redaelli<sup>a</sup>, T. Tabarelli de Fatis<sup>a,b</sup>

<sup>a</sup> INFN Sezione di Milano-Bicocca, Milano, Italy

<sup>b</sup> Università di Milano-Bicocca, Milano, Italy

S. Buontempo<sup>a</sup>, N. Cavallo<sup>a,c</sup>, F. Fabozzi<sup>a,c</sup>, A.O.M. Iorio<sup>a,b</sup>, L. Lista<sup>a</sup>, S. Meola<sup>a,d,2</sup>, M. Merola<sup>a</sup>, P. Paolucci<sup>a,2</sup>

<sup>a</sup> INFN Sezione di Napoli, Napoli, Italy

<sup>b</sup> Università di Napoli ‘Federico II’, Napoli, Italy

<sup>c</sup> Università della Basilicata (Potenza), Napoli, Italy

<sup>d</sup> Università G. Marconi (Roma), Napoli, Italy

P. Azzi<sup>a</sup>, N. Bacchetta<sup>a</sup>, D. Bisello<sup>a,b</sup>, A. Branca<sup>a,b</sup>, R. Carlin<sup>a,b</sup>, P. Checchia<sup>a</sup>, T. Dorigo<sup>a</sup>, U. Dosselli<sup>a</sup>, M. Galanti<sup>a,b,2</sup>, F. Gasparini<sup>a,b</sup>, U. Gasparini<sup>a,b</sup>, P. Giubilato<sup>a,b</sup>, A. Gozzelino<sup>a</sup>, K. Kanishchev<sup>a,c</sup>, S. Lacaprara<sup>a</sup>, I. Lazzizzera<sup>a,c</sup>, M. Margoni<sup>a,b</sup>, A.T. Meneguzzo<sup>a,b</sup>, F. Montecassiano<sup>a</sup>, J. Pazzini<sup>a,b</sup>, M. Pegoraro<sup>a</sup>, N. Pozzobon<sup>a,b</sup>, P. Ronchese<sup>a,b</sup>, F. Simonetto<sup>a,b</sup>, E. Torassa<sup>a</sup>, M. Tosi<sup>a,b</sup>, A. Triossi<sup>a</sup>, P. Zotto<sup>a,b</sup>, A. Zucchetta<sup>a,b</sup>, G. Zumerle<sup>a,b</sup>

<sup>a</sup> INFN Sezione di Padova, Padova, Italy

<sup>b</sup> Università di Padova, Padova, Italy

<sup>c</sup> Università di Trento (Trento), Padova, Italy

M. Gabusi<sup>a,b</sup>, S.P. Ratti<sup>a,b</sup>, C. Riccardi<sup>a,b</sup>, P. Vitulo<sup>a,b</sup>

<sup>a</sup> INFN Sezione di Pavia, Pavia, Italy

<sup>b</sup> Università di Pavia, Pavia, Italy

M. Biasini<sup>a,b</sup>, G.M. Bilei<sup>a</sup>, L. Fanò<sup>a,b</sup>, P. Lariccia<sup>a,b</sup>, G. Mantovani<sup>a,b</sup>, M. Menichelli<sup>a</sup>, A. Nappi<sup>a,b,†</sup>, F. Romeo<sup>a,b</sup>, A. Saha<sup>a</sup>, A. Santocchia<sup>a,b</sup>, A. Spiezia<sup>a,b</sup>

<sup>a</sup> INFN Sezione di Perugia, Perugia, Italy

<sup>b</sup> Università di Perugia, Perugia, Italy

K. Androsov<sup>a,30</sup>, P. Azzurri<sup>a</sup>, G. Bagliesi<sup>a</sup>, J. Bernardini<sup>a</sup>, T. Boccali<sup>a</sup>, G. Broccolo<sup>a,c</sup>, R. Castaldi<sup>a</sup>, M.A. Ciocci<sup>a,30</sup>, R. Dell’Orso<sup>a</sup>, F. Fiori<sup>a,c</sup>, L. Foà<sup>a,c</sup>, A. Giassi<sup>a</sup>, M.T. Grippo<sup>a,30</sup>, A. Kraan<sup>a</sup>, F. Ligabue<sup>a,c</sup>, T. Lomtadze<sup>a</sup>, L. Martini<sup>a,b</sup>, A. Messineo<sup>a,b</sup>, C.S. Moon<sup>a,31</sup>, F. Palla<sup>a</sup>, A. Rizzi<sup>a,b</sup>, A. Savoy-Navarro<sup>a,32</sup>, A.T. Serban<sup>a</sup>, P. Spagnolo<sup>a</sup>, P. Squillacioti<sup>a,30</sup>, R. Tenchini<sup>a</sup>, G. Tonelli<sup>a,b</sup>, A. Venturi<sup>a</sup>, P.G. Verdini<sup>a</sup>, C. Vernieri<sup>a,c</sup>

<sup>a</sup> INFN Sezione di Pisa, Pisa, Italy

<sup>b</sup> Università di Pisa, Pisa, Italy

<sup>c</sup> Scuola Normale Superiore di Pisa, Pisa, Italy

L. Barone<sup>a,b</sup>, F. Cavallari<sup>a</sup>, D. Del Re<sup>a,b</sup>, M. Diemoz<sup>a</sup>, M. Grassi<sup>a,b</sup>, C. Jorda<sup>a</sup>, E. Longo<sup>a,b</sup>, F. Margaroli<sup>a,b</sup>, P. Meridiani<sup>a</sup>, F. Micheli<sup>a,b</sup>, S. Nourbakhsh<sup>a,b</sup>, G. Organtini<sup>a,b</sup>, R. Paramatti<sup>a</sup>, S. Rahatlou<sup>a,b</sup>, C. Rovelli<sup>a</sup>, L. Soffi<sup>a,b</sup>

<sup>a</sup> INFN Sezione di Roma, Roma, Italy

<sup>b</sup> Università di Roma, Roma, Italy

N. Amapane<sup>a,b</sup>, R. Arcidiacono<sup>a,c</sup>, S. Argiro<sup>a,b</sup>, M. Arneodo<sup>a,c</sup>, R. Bellan<sup>a,b</sup>, C. Biino<sup>a</sup>, N. Cartiglia<sup>a</sup>, S. Casasso<sup>a,b</sup>, M. Costa<sup>a,b</sup>, A. Degano<sup>a,b</sup>, N. Demaria<sup>a</sup>, C. Mariotti<sup>a</sup>, S. Maselli<sup>a</sup>, E. Migliore<sup>a,b</sup>, V. Monaco<sup>a,b</sup>, M. Musich<sup>a</sup>, M.M. Obertino<sup>a,c</sup>, G. Ortona<sup>a,b</sup>, L. Pacher<sup>a,b</sup>, N. Pastrone<sup>a</sup>, M. Pelliccioni<sup>a,2</sup>, A. Potenza<sup>a,b</sup>, A. Romero<sup>a,b</sup>, M. Ruspa<sup>a,c</sup>, R. Sacchi<sup>a,b</sup>, A. Solano<sup>a,b</sup>, A. Staiano<sup>a</sup>, U. Tamponi<sup>a</sup>

<sup>a</sup> INFN Sezione di Torino, Torino, Italy

<sup>b</sup> Università di Torino, Torino, Italy

<sup>c</sup> Università del Piemonte Orientale (Novara), Torino, Italy

S. Belforte<sup>a</sup>, V. Candelise<sup>a,b</sup>, M. Casarsa<sup>a</sup>, F. Cossutti<sup>a,2</sup>, G. Della Ricca<sup>a,b</sup>, B. Gobbo<sup>a</sup>, C. La Licata<sup>a,b</sup>, M. Marone<sup>a,b</sup>, D. Montanino<sup>a,b</sup>, A. Penzo<sup>a</sup>, A. Schizzi<sup>a,b</sup>, T. Umer<sup>a,b</sup>, A. Zanetti<sup>a</sup>

<sup>a</sup> INFN Sezione di Trieste, Trieste, Italy

<sup>b</sup> Università di Trieste, Trieste, Italy

S. Chang, T.Y. Kim, S.K. Nam

Kangwon National University, Chunchon, Republic of Korea

D.H. Kim, G.N. Kim, J.E. Kim, D.J. Kong, S. Lee, Y.D. Oh, H. Park, D.C. Son

Kyungpook National University, Daegu, Republic of Korea

J.Y. Kim, Zero J. Kim, S. Song

Chonnam National University, Institute for Universe and Elementary Particles, Kwangju, Republic of Korea

S. Choi, D. Gyun, B. Hong, M. Jo, H. Kim, T.J. Kim, K.S. Lee, S.K. Park, Y. Roh

*Korea University, Seoul, Republic of Korea*

M. Choi, J.H. Kim, C. Park, I.C. Park, S. Park, G. Ryu

*University of Seoul, Seoul, Republic of Korea*

Y. Choi, Y.K. Choi, J. Goh, M.S. Kim, E. Kwon, B. Lee, J. Lee, S. Lee, H. Seo, I. Yu

*Sungkyunkwan University, Suwon, Republic of Korea*

I. Grigelionis, A. Juodagalvis

*Vilnius University, Vilnius, Lithuania*

H. Castilla-Valdez, E. De La Cruz-Burelo, I. Heredia-de La Cruz<sup>33</sup>, R. Lopez-Fernandez, J. Martínez-Ortega, A. Sanchez-Hernandez, L.M. Villasenor-Cendejas

*Centro de Investigacion y de Estudios Avanzados del IPN, Mexico City, Mexico*

S. Carrillo Moreno, F. Vazquez Valencia

*Universidad Iberoamericana, Mexico City, Mexico*

H.A. Salazar Ibarquen

*Benemerita Universidad Autonoma de Puebla, Puebla, Mexico*

E. Casimiro Linares, A. Morelos Pineda

*Universidad Autónoma de San Luis Potosí, San Luis Potosí, Mexico*

D. Krofcheck

*University of Auckland, Auckland, New Zealand*

P.H. Butler, R. Doesburg, S. Reucroft, H. Silverwood

*University of Canterbury, Christchurch, New Zealand*

M. Ahmad, M.I. Asghar, J. Butt, H.R. Hoorani, S. Khalid, W.A. Khan, T. Khurshid, S. Qazi, M.A. Shah, M. Shoab

*National Centre for Physics, Quaid-I-Azam University, Islamabad, Pakistan*

H. Bialkowska, B. Boimska, T. Frueboes, M. Górski, M. Kazana, K. Nawrocki, K. Romanowska-Rybinska, M. Szleper, G. Wrochna, P. Zalewski

*National Centre for Nuclear Research, Swierk, Poland*

G. Brona, K. Bunkowski, M. Cwiok, W. Dominik, K. Doroba, A. Kalinowski, M. Konecki, J. Krolkowski, M. Misiura, W. Wolszczak

*Institute of Experimental Physics, Faculty of Physics, University of Warsaw, Warsaw, Poland*

N. Almeida, P. Bargassa, C. Beirão Da Cruz E Silva, P. Faccioli, P.G. Ferreira Parracho, M. Gallinaro, F. Nguyen, J. Rodrigues Antunes, J. Seixas<sup>2</sup>, J. Varela, P. Vischia

*Laboratório de Instrumentação e Física Experimental de Partículas, Lisboa, Portugal*

P. Bunin, M. Gavrilenko, I. Golutvin, A. Kamenev, V. Karjavin, V. Konoplyanikov, G. Kozlov, A. Lanev, A. Malakhov, V. Matveev, P. Moisenz, V. Palichik, V. Perelygin, S. Shmatov, S. Shulha, N. Skatchkov, V. Smirnov, A. Zarubin

*Joint Institute for Nuclear Research, Dubna, Russia*

S. Evstyukhin, V. Golovtsov, Y. Ivanov, V. Kim, P. Levchenko, V. Murzin, V. Oreshkin, I. Smirnov, V. Sulimov, L. Uvarov, S. Vavilov, A. Vorobyev, An. Vorobyev

*Petersburg Nuclear Physics Institute, Gatchina (St. Petersburg), Russia*

Yu. Andreev, A. Dermenev, S. Gninenko, N. Golubev, M. Kirsanov, N. Krasnikov, A. Pashenkov, D. Tlisov, A. Toropin

*Institute for Nuclear Research, Moscow, Russia*

V. Epshteyn, V. Gavrillov, N. Lychkovskaya, V. Popov, G. Safronov, S. Semenov, A. Spiridonov, V. Stolin, E. Vlasov, A. Zhokin

*Institute for Theoretical and Experimental Physics, Moscow, Russia*

V. Andreev, M. Azarkin, I. Dremin, M. Kirakosyan, A. Leonidov, G. Mesyats, S.V. Rusakov, A. Vinogradov

*P.N. Lebedev Physical Institute, Moscow, Russia*

A. Belyaev, E. Boos, V. Bunichev, M. Dubinin<sup>7</sup>, L. Dudko, A. Ershov, A. Gribushin, V. Klyukhin, O. Kodolova, I. Lokhtin, A. Markina, S. Obraztsov, V. Savrin, A. Snigirev

*Skobeltsyn Institute of Nuclear Physics, Lomonosov Moscow State University, Moscow, Russia*

I. Azhgirey, I. Bayshev, S. Bitioukov, V. Kachanov, A. Kalinin, D. Konstantinov, V. Krychkin, V. Petrov, R. Ryutin, A. Sobol, L. Tourtchanovitch, S. Troshin, N. Tyurin, A. Uzunian, A. Volkov

*State Research Center of Russian Federation, Institute for High Energy Physics, Protvino, Russia*

P. Adzic<sup>34</sup>, M. Djordjevic, M. Ekmedzic, J. Milosevic

*University of Belgrade, Faculty of Physics and Vinca Institute of Nuclear Sciences, Belgrade, Serbia*

M. Aguilar-Benitez, J. Alcaraz Maestre, C. Battilana, E. Calvo, M. Cerrada, M. Chamizo Llatas<sup>2</sup>, N. Colino, B. De La Cruz, A. Delgado Peris, D. Domínguez Vázquez, C. Fernandez Bedoya, J.P. Fernández Ramos, A. Ferrando, J. Flix, M.C. Fouz, P. Garcia-Abia, O. Gonzalez Lopez, S. Goy Lopez, J.M. Hernandez, M.I. Josa, G. Merino, E. Navarro De Martino, J. Puerta Pelayo, A. Quintario Olmeda, I. Redondo, L. Romero, M.S. Soares, C. Willmott

*Centro de Investigaciones Energéticas Medioambientales y Tecnológicas (CIEMAT), Madrid, Spain*

C. Albajar, J.F. de Trocóniz

*Universidad Autónoma de Madrid, Madrid, Spain*

H. Brun, J. Cuevas, J. Fernandez Menendez, S. Folgueras, I. Gonzalez Caballero, L. Lloret Iglesias

*Universidad de Oviedo, Oviedo, Spain*

J.A. Brochero Cifuentes, I.J. Cabrillo, A. Calderon, S.H. Chuang, J. Duarte Campderros, M. Fernandez, G. Gomez, J. Gonzalez Sanchez, A. Graziano, A. Lopez Virto, J. Marco, R. Marco, C. Martinez Rivero, F. Matorras, F.J. Munoz Sanchez, J. Piedra Gomez, T. Rodrigo, A.Y. Rodríguez-Marrero, A. Ruiz-Jimeno, L. Scodellaro, I. Vila, R. Vilar Cortabitarte

*Instituto de Física de Cantabria (IFCA), CSIC–Universidad de Cantabria, Santander, Spain*

D. Abbaneo, E. Auffray, G. Auzinger, M. Bachtis, P. Baillon, A.H. Ball, D. Barney, J. Bendavid, J.F. Benitez, C. Bernet<sup>8</sup>, G. Bianchi, P. Bloch, A. Bocci, A. Bonato, O. Bondu, C. Botta, H. Breuker, T. Camporesi, G. Cerminara, T. Christiansen, J.A. Coarasa Perez, S. Colafranceschi<sup>35</sup>, M. D'Alfonso, D. d'Enterria, A. Dabrowski, A. David, F. De Guio, A. De Roeck, S. De Visscher, S. Di Guida, M. Dobson, N. Dupont-Sagorin, A. Elliott-Peisert, J. Eugster, G. Franzoni, W. Funk, M. Giffels, D. Gigi, K. Gill, D. Giordano, M. Girone, M. Giunta, F. Glege, R. Gomez-Reino Garrido, S. Gowdy, R. Guida, J. Hammer,

M. Hansen, P. Harris, C. Hartl, A. Hinzmann, V. Innocente, P. Janot, E. Karavakis, K. Kousouris, K. Krajczar, P. Lecoq, Y.-J. Lee, C. Lourenço, N. Magini, L. Malgeri, M. Mannelli, L. Masetti, F. Meijers, S. Mersi, E. Meschi, M. Mulders, P. Musella, L. Orsini, E. Palencia Cortezon, E. Perez, L. Perrozzi, A. Petrilli, G. Petrucciani, A. Pfeiffer, M. Pierini, M. Pimiä, D. Piparo, M. Plagge, L. Quertenmont, A. Racz, W. Reece, G. Rolandi<sup>36</sup>, M. Rovere, H. Sakulin, F. Santanastasio, C. Schäfer, C. Schwick, S. Sekmen, A. Sharma, P. Siegrist, P. Silva, M. Simon, P. Sphicas<sup>37</sup>, D. Spiga, B. Stieger, M. Stoye, A. Tsirou, G.I. Veres<sup>21</sup>, J.R. Vlimant, H.K. Wöhri, W.D. Zeuner

*CERN, European Organization for Nuclear Research, Geneva, Switzerland*

W. Bertl, K. Deiters, W. Erdmann, K. Gabathuler, R. Horisberger, Q. Ingram, H.C. Kaestli, S. König, D. Kotlinski, U. Langenegger, D. Renker, T. Rohe

*Paul Scherrer Institut, Villigen, Switzerland*

F. Bachmair, L. Bäni, L. Bianchini, P. Bortignon, M.A. Buchmann, B. Casal, N. Chanon, A. Deisher, G. Dissertori, M. Dittmar, M. Donegà, M. Dünser, P. Eller, K. Freudenreich, C. Grab, D. Hits, P. Lecomte, W. Lusterhann, B. Mangano, A.C. Marini, P. Martinez Ruiz del Arbol, D. Meister, N. Mohr, F. Moortgat, C. Nägeli<sup>38</sup>, P. Nef, F. Nessi-Tedaldi, F. Pandolfi, L. Pape, F. Pauss, M. Peruzzi, M. Quittnat, F.J. Ronga, M. Rossini, L. Sala, A.K. Sanchez, A. Starodumov<sup>39</sup>, M. Takahashi, L. Tauscher<sup>†</sup>, K. Theofilatos, D. Treille, R. Wallny, H.A. Weber

*Institute for Particle Physics, ETH Zurich, Zurich, Switzerland*

C. Amsler<sup>40</sup>, V. Chiochia, A. De Cosa, C. Favaro, M. Ivova Rikova, B. Kilminster, B. Millan Mejias, J. Ngadiuba, P. Robmann, H. Snoek, S. Taroni, M. Verzetti, Y. Yang

*Universität Zürich, Zurich, Switzerland*

M. Cardaci, K.H. Chen, C. Ferro, C.M. Kuo, S.W. Li, W. Lin, Y.J. Lu, R. Volpe, S.S. Yu

*National Central University, Chung-Li, Taiwan*

P. Bartalini, P. Chang, Y.H. Chang, Y.W. Chang, Y. Chao, K.F. Chen, C. Dietz, U. Grundler, W.-S. Hou, Y. Hsiung, K.Y. Kao, Y.J. Lei, Y.F. Liu, R.-S. Lu, D. Majumder, E. Petrakou, X. Shi, J.G. Shiu, Y.M. Tzeng, M. Wang

*National Taiwan University (NTU), Taipei, Taiwan*

B. Asavapibhop, N. Suwonjandee

*Chulalongkorn University, Bangkok, Thailand*

A. Adiguzel, M.N. Bakirci<sup>41</sup>, S. Cerci<sup>42</sup>, C. Dozen, I. Dumanoglu, E. Eskut, S. Girgis, G. Gokbulut, E. Gurbinar, I. Hos, E.E. Kangal, A. Kayis Topaksu, G. Onengut<sup>43</sup>, K. Ozdemir, S. Ozturk<sup>41</sup>, A. Polatoz, K. Sogut<sup>44</sup>, D. Sunar Cerci<sup>42</sup>, B. Tali<sup>42</sup>, H. Topakli<sup>41</sup>, M. Vergili

*Cukurova University, Adana, Turkey*

I.V. Akin, T. Aliev, B. Bilin, S. Bilmis, M. Deniz, H. Gamsizkan, A.M. Guler, G. Karapinar<sup>45</sup>, K. Ocalan, A. Ozpineci, M. Serin, R. Sever, U.E. Surat, M. Yalvac, M. Zeyrek

*Middle East Technical University, Physics Department, Ankara, Turkey*

E. Gülmez, B. Isildak<sup>46</sup>, M. Kaya<sup>47</sup>, O. Kaya<sup>47</sup>, S. Ozkorucuklu<sup>48</sup>, N. Sonmez<sup>49</sup>

*Bogazici University, Istanbul, Turkey*

H. Bahtiyar<sup>50</sup>, E. Barlas, K. Cankocak, Y.O. Günaydin<sup>51</sup>, F.I. Vardarli, M. Yücel

*Istanbul Technical University, Istanbul, Turkey*



L. Levchuk, P. Sorokin

*National Scientific Center, Kharkov Institute of Physics and Technology, Kharkov, Ukraine*

J.J. Brooke, E. Clement, D. Cussans, H. Flacher, R. Frazier, J. Goldstein, M. Grimes, G.P. Heath, H.F. Heath, J. Jacob, L. Kreczko, C. Lucas, Z. Meng, S. Metson, D.M. Newbold<sup>52</sup>, K. Nirunpong, S. Paramesvaran, A. Poll, S. Senkin, V.J. Smith, T. Williams

*University of Bristol, Bristol, United Kingdom*

K.W. Bell, A. Belyaev<sup>53</sup>, C. Brew, R.M. Brown, D.J.A. Cockerill, J.A. Coughlan, K. Harder, S. Harper, J. Ilic, E. Olaiya, D. Petyt, B.C. Radburn-Smith, C.H. Shepherd-Themistocleous, A. Thea, I.R. Tomalin, W.J. Womersley, S.D. Worm

*Rutherford Appleton Laboratory, Didcot, United Kingdom*

R. Bainbridge, O. Buchmuller, D. Burton, D. Colling, N. Cripps, M. Cutajar, P. Dauncey, G. Davies, M. Della Negra, W. Ferguson, J. Fulcher, D. Futyan, A. Gilbert, A. Guneratne Bryer, G. Hall, Z. Hatherell, J. Hays, G. Iles, M. Jarvis, G. Karapostoli, M. Kenzie, R. Lane, R. Lucas<sup>52</sup>, L. Lyons, A.-M. Magnan, J. Marrouche, B. Mathias, R. Nandi, J. Nash, A. Nikitenko<sup>39</sup>, J. Pela, M. Pesaresi, K. Petridis, M. Pioppi<sup>54</sup>, D.M. Raymond, S. Rogerson, A. Rose, C. Seez, P. Sharp<sup>†</sup>, A. Sparrow, A. Tapper, M. Vazquez Acosta, T. Virdee, S. Wakefield, N. Wardle

*Imperial College, London, United Kingdom*

M. Chadwick, J.E. Cole, P.R. Hobson, A. Khan, P. Kyberd, D. Leggat, D. Leslie, W. Martin, I.D. Reid, P. Symonds, L. Teodorescu, M. Turner

*Brunel University, Uxbridge, United Kingdom*

J. Dittmann, K. Hatakeyama, A. Kasmi, H. Liu, T. Scarborough

*Baylor University, Waco, USA*

O. Charaf, S.I. Cooper, C. Henderson, P. Rumerio

*The University of Alabama, Tuscaloosa, USA*

A. Avetisyan, T. Bose, C. Fantasia, A. Heister, P. Lawson, D. Lazic, J. Rohlf, D. Sperka, J. St. John, L. Sulak

*Boston University, Boston, USA*

J. Alimena, S. Bhattacharya, G. Christopher, D. Cutts, Z. Demiragli, A. Ferapontov, A. Garabedian, U. Heintz, S. Jabeen, G. Kukartsev, E. Laird, G. Landsberg, M. Luk, M. Narain, M. Segala, T. Sinthuprasith, T. Speer

*Brown University, Providence, USA*

R. Breedon, G. Breto, M. Calderon De La Barca Sanchez, S. Chauhan, M. Chertok, J. Conway, R. Conway, P.T. Cox, R. Erbacher, M. Gardner, W. Ko, A. Kopecky, R. Lander, T. Miceli, D. Pellett, J. Pilot, F. Ricci-Tam, B. Rutherford, M. Searle, S. Shalhout, J. Smith, M. Squires, M. Tripathi, S. Wilbur, R. Yohay

*University of California, Davis, Davis, USA*

V. Andreev, D. Cline, R. Cousins, S. Erhan, P. Everaerts, C. Farrell, M. Felcini, J. Hauser, M. Ignatenko, C. Jarvis, G. Rakness, P. Schlein<sup>†</sup>, E. Takasugi, P. Traczyk, V. Valuev, M. Weber

*University of California, Los Angeles, USA*

J. Babb, R. Clare, J. Ellison, J.W. Gary, G. Hanson, J. Heilman, P. Jandir, F. Lacroix, H. Liu, O.R. Long, A. Luthra, M. Malberti, H. Nguyen, A. Shrinivas, J. Sturdy, S. Sumowidagdo, R. Wilken, S. Wimpenny

*University of California, Riverside, Riverside, USA*

W. Andrews, J.G. Branson, G.B. Cerati, S. Cittolin, R.T. D’Agnolo, D. Evans, A. Holzner, R. Kelley, M. Lebourgeois, J. Letts, I. Macneill, S. Padhi, C. Palmer, M. Pieri, M. Sani, V. Sharma, S. Simon, E. Sudano, M. Tadel, Y. Tu, A. Vartak, S. Wasserbaech<sup>55</sup>, F. Würthwein, A. Yagil, J. Yoo

*University of California, San Diego, La Jolla, USA*

D. Barge, C. Campagnari, T. Danielson, K. Flowers, P. Geffert, C. George, F. Golf, J. Incandela, C. Justus, D. Kovalskyi, V. Krutelyov, R. Magaña Villalba, N. Mccoll, V. Pavlunin, J. Richman, R. Rossin, D. Stuart, W. To, C. West

*University of California, Santa Barbara, Santa Barbara, USA*

A. Apresyan, A. Bornheim, J. Bunn, Y. Chen, E. Di Marco, J. Duarte, D. Kcira, Y. Ma, A. Mott, H.B. Newman, C. Pena, C. Rogan, M. Spiropulu, V. Timciuc, J. Veverka, R. Wilkinson, S. Xie, R.Y. Zhu

*California Institute of Technology, Pasadena, USA*

V. Azzolini, A. Calamba, R. Carroll, T. Ferguson, Y. Iiyama, D.W. Jang, M. Paulini, J. Russ, H. Vogel, I. Vorobiev

*Carnegie Mellon University, Pittsburgh, USA*

J.P. Cumalat, B.R. Drell, W.T. Ford, A. Gaz, E. Luigi Lopez, U. Nauenberg, J.G. Smith, K. Stenson, K.A. Ulmer, S.R. Wagner

*University of Colorado at Boulder, Boulder, USA*

J. Alexander, A. Chatterjee, N. Eggert, L.K. Gibbons, W. Hopkins, A. Khukhunaishvili, B. Kreis, N. Mirman, G. Nicolas Kaufman, J.R. Patterson, A. Ryd, E. Salvati, W. Sun, W.D. Teo, J. Thom, J. Thompson, J. Tucker, Y. Weng, L. Winstrom, P. Wittich

*Cornell University, Ithaca, USA*

**D. Winn**

*Fairfield University, Fairfield, USA*

S. Abdullin, M. Albrow, J. Anderson, G. Apollinari, L.A.T. Bauerdick, A. Beretvas, J. Berryhill, P.C. Bhat, K. Burkett, J.N. Butler, V. Chetluru, H.W.K. Cheung, F. Chlebana, S. Cihangir, V.D. Elvira, I. Fisk, J. Freeman, Y. Gao, E. Gottschalk, L. Gray, D. Green, O. Gutsche, D. Hare, R.M. Harris, J. Hirschauer, B. Hooberman, S. Jindariani, M. Johnson, U. Joshi, K. Kaadze, B. Klima, S. Kunori, S. Kwan, J. Linacre, D. Lincoln, R. Lipton, J. Lykken, K. Maeshima, J.M. Marraffino, V.I. Martinez Outschoorn, S. Maruyama, D. Mason, P. McBride, K. Mishra, S. Mrenna, Y. Musienko<sup>56</sup>, C. Newman-Holmes, V. O’Dell, O. Prokofyev, N. Ratnikova, E. Sexton-Kennedy, S. Sharma, W.J. Spalding, L. Spiegel, L. Taylor, S. Tkaczyk, N.V. Tran, L. Uplegger, E.W. Vaandering, R. Vidal, J. Whitmore, W. Wu, F. Yang, J.C. Yun

*Fermi National Accelerator Laboratory, Batavia, USA*

D. Acosta, P. Avery, D. Bourilkov, T. Cheng, S. Das, M. De Gruttola, G.P. Di Giovanni, D. Dobur, A. Drozdetskiy, R.D. Field, M. Fisher, Y. Fu, I.K. Furic, J. Hugon, B. Kim, J. Konigsberg, A. Korytov, A. Kropivnitskaya, T. Kypreos, J.F. Low, K. Matchev, P. Milenovic<sup>57</sup>, G. Mitselmakher, L. Muniz, A. Rinkevicius, N. Skhirtladze, M. Snowball, J. Yelton, M. Zakaria

*University of Florida, Gainesville, USA*

V. Gaultney, S. Hewamanage, S. Linn, P. Markowitz, G. Martinez, J.L. Rodriguez

*Florida International University, Miami, USA*

T. Adams, A. Askew, J. Bochenek, J. Chen, B. Diamond, J. Haas, S. Hagopian, V. Hagopian, K.F. Johnson, H. Prosper, V. Veeraraghavan, M. Weinberg

*Florida State University, Tallahassee, USA*

M.M. Baarmand, B. Dorney, M. Hohlmann, H. Kalakhety, F. Yumiceva

*Florida Institute of Technology, Melbourne, USA*

M.R. Adams, L. Apanasevich, V.E. Bazterra, R.R. Betts, I. Bucinskaite, J. Callner, R. Cavanaugh, O. Evdokimov, L. Gauthier, C.E. Gerber, D.J. Hofman, S. Khalatyan, P. Kurt, D.H. Moon, C. O'Brien, C. Silkworth, D. Strom, P. Turner, N. Varelas

*University of Illinois at Chicago (UIC), Chicago, USA*

U. Akgun, E.A. Albayrak<sup>50</sup>, B. Bilki<sup>58</sup>, W. Clarida, K. Dilsiz, F. Duru, J.-P. Merlo, H. Mermerkaya<sup>59</sup>, A. Mestvirishvili, A. Moeller, J. Nachtman, H. Ogul, Y. Onel, F. Ozok<sup>50</sup>, S. Sen, P. Tan, E. Tiras, J. Wetzel, T. Yetkin<sup>60</sup>, K. Yi

*The University of Iowa, Iowa City, USA*

B.A. Barnett, B. Blumenfeld, S. Bolognesi, A.V. Gritsan, G. Hu, P. Maksimovic, C. Martin, M. Swartz, A. Whitbeck

*Johns Hopkins University, Baltimore, USA*

P. Baringer, A. Bean, G. Benelli, R.P. Kenny III, M. Murray, D. Noonan, S. Sanders, R. Stringer, J.S. Wood

*The University of Kansas, Lawrence, USA*

A.F. Barfuss, I. Chakaberia, A. Ivanov, S. Khalil, M. Makouski, Y. Maravin, L.K. Saini, S. Shrestha, I. Svintradze

*Kansas State University, Manhattan, USA*

J. Gronberg, D. Lange, F. Rebassoo, D. Wright

*Lawrence Livermore National Laboratory, Livermore, USA*

A. Baden, B. Calvert, S.C. Eno, J.A. Gomez, N.J. Hadley, R.G. Kellogg, T. Kolberg, Y. Lu, M. Marionneau, A.C. Mignerey, K. Pedro, A. Skuja, J. Temple, M.B. Tonjes, S.C. Tonwar

*University of Maryland, College Park, USA*

A. Apyan, G. Bauer, W. Busza, I.A. Cali, M. Chan, L. Di Matteo, V. Dutta, G. Gomez Ceballos, M. Goncharov, D. Gulhan, Y. Kim, M. Klute, Y.S. Lai, A. Levin, P.D. Luckey, T. Ma, S. Nahn, C. Paus, D. Ralph, C. Roland, G. Roland, G.S.F. Stephans, F. Stöckli, K. Sumorok, D. Velicanu, R. Wolf, B. Wyslouch, M. Yang, Y. Yilmaz, A.S. Yoon, M. Zanetti, V. Zhukova

*Massachusetts Institute of Technology, Cambridge, USA*

B. Dahmes, A. De Benedetti, A. Gude, S.C. Kao, K. Klapoetke, Y. Kubota, J. Mans, N. Pastika, R. Rusack, A. Singovsky, N. Tambe, J. Turkewitz

*University of Minnesota, Minneapolis, USA*

J.G. Acosta, L.M. Cremaldi, R. Kroeger, S. Oliveros, L. Perera, R. Rahmat, D.A. Sanders, D. Summers

*University of Mississippi, Oxford, USA*

E. Avdeeva, K. Bloom, S. Bose, D.R. Claes, A. Dominguez, R. Gonzalez Suarez, J. Keller, I. Kravchenko, J. Lazo-Flores, S. Malik, F. Meier, G.R. Snow

*University of Nebraska-Lincoln, Lincoln, USA*

J. Dolen, A. Godshalk, I. Iashvili, S. Jain, A. Kharchilava, A. Kumar, S. Rappoccio, Z. Wan

*State University of New York at Buffalo, Buffalo, USA*

G. Alverson, E. Barberis, D. Baumgartel, M. Chasco, J. Haley, A. Massironi, D. Nash, T. Orimoto, D. Trocino, D. Wood, J. Zhang

*Northeastern University, Boston, USA*

A. Anastassov, K.A. Hahn, A. Kubik, L. Lusito, N. Mucia, N. Odell, B. Pollack, A. Pozdnyakov, M. Schmitt, S. Stoynev, K. Sung, M. Velasco, S. Won

*Northwestern University, Evanston, USA*

D. Berry, A. Brinkerhoff, K.M. Chan, M. Hildreth, C. Jessop, D.J. Karmgard, J. Kolb, K. Lannon, W. Luo, S. Lynch, N. Marinelli, D.M. Morse, T. Pearson, M. Planer, R. Ruchti, J. Slaunwhite, N. Valls, M. Wayne, M. Wolf

*University of Notre Dame, Notre Dame, USA*

L. Antonelli, B. Bylsma, L.S. Durkin, S. Flowers, C. Hill, R. Hughes, K. Kotov, T.Y. Ling, D. Puigh, M. Rodenburg, G. Smith, C. Vuosalo, B.L. Winer, H. Wolfe, H.W. Wulsin

*The Ohio State University, Columbus, USA*

E. Berry, P. Elmer, V. Halyo, P. Hebda, J. Hegeman, A. Hunt, P. Jindal, S.A. Koay, P. Lujan, D. Marlow, T. Medvedeva, M. Mooney, J. Olsen, P. Piroué, X. Quan, A. Raval, H. Saka, D. Stickland, C. Tully, J.S. Werner, S.C. Zenz, A. Zuranski

*Princeton University, Princeton, USA*

E. Brownson, A. Lopez, H. Mendez, J.E. Ramirez Vargas

*University of Puerto Rico, Mayaguez, USA*

E. Alagoz, D. Benedetti, G. Bolla, D. Bortoletto, M. De Mattia, A. Everett, Z. Hu, M. Jones, K. Jung, O. Koybasi, M. Kress, N. Leonardo, D. Lopes Pegna, V. Maroussov, P. Merkel, D.H. Miller, N. Neumeister, I. Shipsey, D. Silvers, A. Svyatkovskiy, F. Wang, W. Xie, L. Xu, H.D. Yoo, J. Zablocki, Y. Zheng

*Purdue University, West Lafayette, USA*

N. Parashar

*Purdue University Calumet, Hammond, USA*

A. Adair, B. Akgun, K.M. Ecklund, F.J.M. Geurts, W. Li, B. Michlin, B.P. Padley, R. Redjimi, J. Roberts, J. Zabel

*Rice University, Houston, USA*

B. Betchart, A. Bodek, R. Covarelli, P. de Barbaro, R. Demina, Y. Eshaq, T. Ferbel, A. Garcia-Bellido, P. Goldenzweig, J. Han, A. Harel, D.C. Miner, G. Petrillo, D. Vishnevskiy, M. Zielinski

*University of Rochester, Rochester, USA*

A. Bhatti, R. Ciesielski, L. Demortier, K. Goulios, G. Lungu, S. Malik, C. Mesropian

*The Rockefeller University, New York, USA*

S. Arora, A. Barker, J.P. Chou, C. Contreras-Campana, E. Contreras-Campana, D. Duggan, D. Ferencek, Y. Gershtein, R. Gray, E. Halkiadakis, D. Hidas, A. Lath, S. Panwalkar, M. Park, R. Patel, V. Rekovic, J. Robles, S. Salur, S. Schnetzer, C. Seitz, S. Somalwar, R. Stone, S. Thomas, P. Thomassen, M. Walker

*Rutgers, The State University of New Jersey, Piscataway, USA*

K. Rose, S. Spanier, Z.C. Yang, A. York

*University of Tennessee, Knoxville, USA*

O. Bouhali<sup>61</sup>, R. Eusebi, W. Flanagan, J. Gilmore, T. Kamon<sup>62</sup>, V. Khotilovich, R. Montalvo, I. Osipenkov, Y. Pakhotin, A. Perloff, J. Roe, A. Safonov, T. Sakuma, I. Suarez, A. Tatarinov, D. Toback

Texas A&M University, College Station, USA

N. Akchurin, C. Cowden, J. Damgov, C. Dragoiu, P.R. Duderu, K. Kovitanggoon, S.W. Lee, T. Libeiro, I. Volobouev

Texas Tech University, Lubbock, USA

E. Appelt, A.G. Delannoy, S. Greene, A. Gurrola, W. Johns, C. Maguire, Y. Mao, A. Melo, M. Sharma, P. Sheldon, B. Snook, S. Tuo, J. Velkovska

Vanderbilt University, Nashville, USA

M.W. Arenton, S. Boutle, B. Cox, B. Francis, J. Goodell, R. Hirosky, A. Ledovskoy, C. Lin, C. Neu, J. Wood

University of Virginia, Charlottesville, USA

S. Gollapinni, R. Harr, P.E. Karchin, C. Kottachchi Kankanamge Don, P. Lamichhane, A. Sakharov

Wayne State University, Detroit, USA

D.A. Belknap, L. Borrello, D. Carlsmith, M. Cepeda, S. Dasu, S. Duric, E. Friis, M. Grothe, R. Hall-Wilton, M. Herndon, A. Hervé, P. Klabbers, J. Klukas, A. Lanaro, R. Loveless, A. Mohapatra, I. Ojalvo, T. Perry, G.A. Pierro, G. Polese, I. Ross, T. Sarangi, A. Savin, W.H. Smith, J. Swanson

University of Wisconsin, Madison, USA

† Deceased.

<sup>1</sup> Also at Vienna University of Technology, Vienna, Austria.

<sup>2</sup> Also at CERN, European Organization for Nuclear Research, Geneva, Switzerland.

<sup>3</sup> Also at Institut Pluridisciplinaire Hubert Curien, Université de Strasbourg, Université de Haute Alsace Mulhouse, CNRS/IN2P3, Strasbourg, France.

<sup>4</sup> Also at National Institute of Chemical Physics and Biophysics, Tallinn, Estonia.

<sup>5</sup> Also at Skobeltsyn Institute of Nuclear Physics, Lomonosov Moscow State University, Moscow, Russia.

<sup>6</sup> Also at Universidade Estadual de Campinas, Campinas, Brazil.

<sup>7</sup> Also at California Institute of Technology, Pasadena, USA.

<sup>8</sup> Also at Laboratoire Leprince-Ringuet, Ecole Polytechnique, IN2P3–CNRS, Palaiseau, France.

<sup>9</sup> Also at Zewail City of Science and Technology, Zewail, Egypt.

<sup>10</sup> Also at Suez Canal University, Suez, Egypt.

<sup>11</sup> Also at Cairo University, Cairo, Egypt.

<sup>12</sup> Also at Fayoum University, El-Fayoum, Egypt.

<sup>13</sup> Also at British University in Egypt, Cairo, Egypt.

<sup>14</sup> Now at Ain Shams University, Cairo, Egypt.

<sup>15</sup> Also at National Centre for Nuclear Research, Swierk, Poland.

<sup>16</sup> Also at Université de Haute Alsace, Mulhouse, France.

<sup>17</sup> Also at Joint Institute for Nuclear Research, Dubna, Russia.

<sup>18</sup> Also at Brandenburg University of Technology, Cottbus, Germany.

<sup>19</sup> Also at The University of Kansas, Lawrence, USA.

<sup>20</sup> Also at Institute of Nuclear Research ATOMKI, Debrecen, Hungary.

<sup>21</sup> Also at Eötvös Loránd University, Budapest, Hungary.

<sup>22</sup> Also at Tata Institute of Fundamental Research – EHEP, Mumbai, India.

<sup>23</sup> Also at Tata Institute of Fundamental Research – HECR, Mumbai, India.

<sup>24</sup> Now at King Abdulaziz University, Jeddah, Saudi Arabia.

<sup>25</sup> Also at University of Visva-Bharati, Santiniketan, India.

<sup>26</sup> Also at University of Ruhuna, Matara, Sri Lanka.

<sup>27</sup> Also at Isfahan University of Technology, Isfahan, Iran.

<sup>28</sup> Also at Sharif University of Technology, Tehran, Iran.

<sup>29</sup> Also at Plasma Physics Research Center, Science and Research Branch, Islamic Azad University, Tehran, Iran.

<sup>30</sup> Also at Università degli Studi di Siena, Siena, Italy.

<sup>31</sup> Also at Centre National de la Recherche Scientifique (CNRS) – IN2P3, Paris, France.

<sup>32</sup> Also at Purdue University, West Lafayette, USA.

<sup>33</sup> Also at Universidad Michoacana de San Nicolas de Hidalgo, Morelia, Mexico.

<sup>34</sup> Also at Faculty of Physics, University of Belgrade, Belgrade, Serbia.

<sup>35</sup> Also at Facoltà Ingegneria, Università di Roma, Roma, Italy.

<sup>36</sup> Also at Scuola Normale e Sezione dell'INFN, Pisa, Italy.

<sup>37</sup> Also at University of Athens, Athens, Greece.

- <sup>38</sup> Also at Paul Scherrer Institut, Villigen, Switzerland.
- <sup>39</sup> Also at Institute for Theoretical and Experimental Physics, Moscow, Russia.
- <sup>40</sup> Also at Albert Einstein Center for Fundamental Physics, Bern, Switzerland.
- <sup>41</sup> Also at Gaziosmanpasa University, Tokat, Turkey.
- <sup>42</sup> Also at Adiyaman University, Adiyaman, Turkey.
- <sup>43</sup> Also at Cag University, Mersin, Turkey.
- <sup>44</sup> Also at Mersin University, Mersin, Turkey.
- <sup>45</sup> Also at Izmir Institute of Technology, Izmir, Turkey.
- <sup>46</sup> Also at Ozyegin University, Istanbul, Turkey.
- <sup>47</sup> Also at Kafkas University, Kars, Turkey.
- <sup>48</sup> Also at Suleyman Demirel University, Isparta, Turkey.
- <sup>49</sup> Also at Ege University, Izmir, Turkey.
- <sup>50</sup> Also at Mimar Sinan University, Istanbul, Istanbul, Turkey.
- <sup>51</sup> Also at Kahramanmaraş Sütcü Imam University, Kahramanmaraş, Turkey.
- <sup>52</sup> Also at Rutherford Appleton Laboratory, Didcot, United Kingdom.
- <sup>53</sup> Also at School of Physics and Astronomy, University of Southampton, Southampton, United Kingdom.
- <sup>54</sup> Also at INFN Sezione di Perugia; Università di Perugia, Perugia, Italy.
- <sup>55</sup> Also at Utah Valley University, Orem, USA.
- <sup>56</sup> Also at Institute for Nuclear Research, Moscow, Russia.
- <sup>57</sup> Also at University of Belgrade, Faculty of Physics and Vinca Institute of Nuclear Sciences, Belgrade, Serbia.
- <sup>58</sup> Also at Argonne National Laboratory, Argonne, USA.
- <sup>59</sup> Also at Erzincan University, Erzincan, Turkey.
- <sup>60</sup> Also at Yildiz Technical University, Istanbul, Turkey.
- <sup>61</sup> Also at Texas A&M University at Qatar, Doha, Qatar.
- <sup>62</sup> Also at Kyungpook National University, Daegu, Republic of Korea.