

Measurement of the Higgs boson production via vector boson fusion and its decay into bottom quarks in proton-proton collisions at $\sqrt{s} = 13$ TeV



The CMS collaboration

E-mail: cms-publication-committee-chair@cern.ch

ABSTRACT: A measurement of the Higgs boson (H) production via vector boson fusion (VBF) and its decay into a bottom quark-antiquark pair ($b\bar{b}$) is presented using proton-proton collision data recorded by the CMS experiment at $\sqrt{s} = 13$ TeV and corresponding to an integrated luminosity of 90.8 fb^{-1} . Treating the gluon-gluon fusion process as a background and constraining its rate to the value expected in the standard model (SM) within uncertainties, the signal strength of the VBF process, defined as the ratio of the observed signal rate to that predicted by the SM, is measured to be $\mu_{\text{H}b\bar{b}}^{\text{qqH}} = 1.01_{-0.46}^{+0.55}$. The VBF signal is observed with a significance of 2.4 standard deviations relative to the background prediction, while the expected significance is 2.7 standard deviations. Considering inclusive Higgs boson production and decay into bottom quarks, the signal strength is measured to be $\mu_{\text{H}b\bar{b}}^{\text{incl.}} = 0.99_{-0.41}^{+0.48}$, corresponding to an observed (expected) significance of 2.6 (2.9) standard deviations.

KEYWORDS: Hadron-Hadron Scattering, Higgs Physics, B Physics

ARXIV EPRINT: [2308.01253](https://arxiv.org/abs/2308.01253)

Contents

1	Introduction	1
2	The CMS detector	3
3	Event reconstruction	4
4	Data set and simulated samples	5
5	Triggers	6
6	Analysis procedures	7
6.1	Event selection	8
6.2	Regression of b jet energy	8
6.3	Event categorization	9
6.4	Signal extraction	12
7	Systematic uncertainties	17
8	Results	21
8.1	Measurement of inclusive Higgs boson production	21
8.2	Measurement of VBF production when ggH production is constrained to SM expectations	25
8.3	Independent measurement of VBF and ggH production	25
9	Summary	26
	The CMS collaboration	33

1 Introduction

Following the discovery of a scalar boson with a mass near 125 GeV by the ATLAS and CMS Collaborations [1–3] at the CERN LHC, extensive studies of the properties of this particle have been pursued. A multitude of measurements performed thus far in various production and decay modes support the hypothesis that the discovered particle is the Higgs boson (H) described by the standard model (SM) that arises as a consequence of the Brout-Englert-Higgs mechanism of the electroweak (EW) symmetry breaking [4–9].

The SM Higgs boson with mass of 125 GeV decays most frequently into a bottom quark-antiquark ($b\bar{b}$) pair with a branching fraction of about 58% [10, 11]. However, it is challenging to explore this decay mode experimentally. In the dominant gluon-gluon fusion (ggH) production mode, the $H \rightarrow b\bar{b}$ signal is overwhelmed by a background consisting of $b\bar{b}$ pairs produced through the strong interaction, referred to as quantum chromodynamics (QCD) multijet events. At the LHC, a moderate sensitivity to the $H \rightarrow b\bar{b}$ decay in

the ggH process can be achieved by exploiting Lorentz-boosted production of the Higgs boson [12, 13]. The most promising production mechanism to study the $H \rightarrow b\bar{b}$ decay is the Higgs boson production in association with a leptonically decaying W or Z boson (VH). Although the VH production cross section is more than an order of magnitude smaller than that of ggH, leptonic decays of W and Z bosons provide a handle to reduce backgrounds, thereby making the $H \rightarrow b\bar{b}$ decay accessible for detection. The VH production mode has contributed with the largest sensitivity to the observation of the $H \rightarrow b\bar{b}$ decay by the CMS and ATLAS Collaborations. The ATLAS Collaboration has measured the $H \rightarrow b\bar{b}$ signal yield relative to the SM prediction to be $\mu_{Hb\bar{b}}^{\text{incl.}} = 1.02 \pm 0.12 (\text{stat}) \pm 0.14 (\text{syst})$, corresponding to a significance of 6.7 standard deviations (σ) [14] using 139 fb^{-1} of pp collisions data collected at the center-of-mass energy (\sqrt{s}) of 13 TeV. The measurement by CMS is $\mu_{Hb\bar{b}}^{\text{incl.}} = 1.04 \pm 0.14 (\text{stat}) \pm 0.14 (\text{syst})$ and corresponds to a significance of 5.6σ [15] by combining VH along with other production modes using the data collected at $\sqrt{s} = 7, 8$ and 13 TeV in 2011–2017. Both the ATLAS and CMS Collaborations have also pursued studies of the Higgs boson production in association with top quark-antiquark pairs, followed by the $H \rightarrow b\bar{b}$ decay. The rate of this process relative to the SM prediction has been measured to be $0.35_{-0.34}^{+0.36}$ by the ATLAS Collaboration [16] and 0.33 ± 0.26 by the CMS Collaboration [17].

This paper considers the vector boson fusion (VBF) production mechanism for the detection of the $H \rightarrow b\bar{b}$ signal. The VBF production of the Higgs boson has the second-largest cross section at the LHC and attracts particular attention because it involves large momentum transfer and provides a sensitive probe of momentum-dependent anomalous couplings [18].

The VBF production followed by the $H \rightarrow b\bar{b}$ decay, $qqH \rightarrow qq b\bar{b}$, gives rise to a four-jet final state as depicted in figure 1. Two of the jets, from the $H \rightarrow b\bar{b}$ decay, typically lie in the central region of the detector. The other two jets, from the light quarks, are produced mainly in the forward and backward directions relative to the beam line and, consequently, have a large rapidity separation between them, as well as high dijet invariant mass. We refer to the latter as VBF jets. As the interaction proceeds via the exchange of colorless particles ($V = W$ or Z), the color connection between the outgoing light-flavor quarks is suppressed, leading to a relatively small amount of hadronic activity in the rapidity interval between the VBF jets and b-tagged jets originating from the Higgs boson decay. These distinct features allow for the suppression of the large QCD multijet background and the identification of the signal process.

The previous measurement of the $qqH \rightarrow qq b\bar{b}$ process by the CMS Collaboration is based on a data set of proton-proton (pp) collisions at $\sqrt{s} = 8 \text{ TeV}$, corresponding to an integrated luminosity of about 20 fb^{-1} [19]. The signal strength was observed to be $\mu_{Hb\bar{b}}^{\text{qqH}} = 2.8_{-1.4}^{+1.6}$ with a significance of 2.2σ , while the expected significance was 0.8σ . The ATLAS Collaboration recently reported a measurement of the $qqH \rightarrow qq b\bar{b}$ process using data collected in pp collisions at $\sqrt{s} = 13 \text{ TeV}$, corresponding to an integrated luminosity of 127 fb^{-1} [20] and the signal strength was measured to be $\mu_{Hb\bar{b}}^{\text{qqH}} = 0.95_{-0.36}^{+0.38}$, corresponding to an observed (expected) significance of $2.6 (2.8) \sigma$.

In this paper, we present a measurement of the $qqH \rightarrow qq b\bar{b}$ process using data collected by CMS at $\sqrt{s} = 13 \text{ TeV}$. The paper is organized as follows. In section 2 the main features of the CMS detector are outlined. Section 3 describes the reconstruction of physics objects

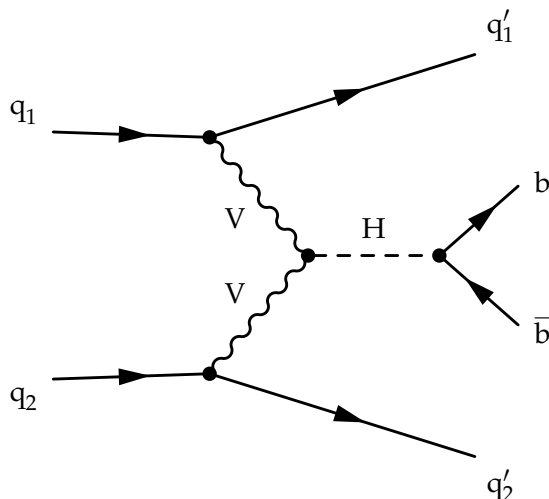


Figure 1. Representative Feynman diagram of the leading order (LO) VBF production of a Higgs boson, followed by its decay to a pair of b quarks.

relevant for this analysis. Data sets and simulated samples used in the study are presented in section 4, and section 5 describes employed triggers. Details of the offline analysis, including the event selection and categorization, the improvement of the jet transverse momentum (p_T) resolution by regression techniques, background estimation methods, and signal extraction procedure are discussed in section 6. Section 7 details the main systematic uncertainties affecting the analysis. The final results are discussed in section 8 and a brief summary is given in section 9. The tabulated results are provided in a HEPData record [21].

2 The CMS detector

The central feature of the CMS apparatus is a superconducting solenoid of 6 m internal diameter, providing a magnetic field of 3.8 T along the beam direction. Within the solenoid volume are a silicon pixel and strip tracker, a lead tungstate crystal electromagnetic calorimeter (ECAL), and a brass and scintillator hadron calorimeter (HCAL), each composed of a barrel and two endcap sections. The ECAL consists of 75 848 lead tungstate crystals, which provide coverage in pseudorapidity $|\eta| < 1.48$ in the barrel (EB) region and $1.48 < |\eta| < 3.00$ in the two endcap (EE) regions. Preshower detectors consisting of two planes of silicon sensors interleaved with a total of 3 radiation lengths of lead are located in front of each endcap detector. Forward calorimeters extend the η coverage provided by the barrel and endcap detectors. Muons are detected in gas-ionization chambers embedded in the steel flux-return yoke outside the solenoid.

Events of interest are selected using a two-tiered trigger system [22]. The first level (L1), composed of custom hardware processors, uses information from the calorimeters and the muon subdetectors to select events at a rate of around 100 kHz within a fixed time interval of less than $4 \mu\text{s}$. The second level, known as the high-level trigger (HLT), consists of a farm of processors running a version of the full event reconstruction software optimized for fast processing, and reduces the event rate to around 1 kHz before data storage [23].

A more detailed description of the CMS detector, together with a definition of the coordinate system used and the relevant kinematic variables, can be found in ref. [24].

3 Event reconstruction

The reconstruction of the physics objects at CMS is based on the particle-flow (PF) algorithm [25], which aims to reconstruct and identify each individual particle (PF candidate) in an event, with an optimized combination of information from the various elements of the CMS detector.

For each event, hadronic jets are clustered from these reconstructed particles using the infrared- and collinear-safe anti- k_T algorithm [26, 27] with a distance parameter of 0.4. The jet momentum is determined as the vectorial sum of all particle momenta in the jet, which is typically within 5 to 10% of the true momentum over the entire range of kinematically allowed p_T and the detector acceptance. Additional pp interactions within the same or nearby bunch crossings (pileup) increase the track multiplicity and calorimetric energy depositions which, potentially affects the jet momentum. To mitigate this effect, charged particles identified to be originating from pileup vertices are discarded and an offset correction is applied to account for the remaining contributions. Jet energy corrections are derived from simulation to match the measured response of the reconstructed jets to that of particle level-jets on average. In-situ measurements of the momentum balance in dijet, photon+jets, Z+jets and multijet events are used to account for any residual differences in the jet energy scale between data and simulation [28]. The jet energy resolution amounts typically to 15–20% at 30 GeV, 10% at 100 GeV, and 5% at 1 TeV [28]. Additional selection criteria are applied to remove jets potentially dominated by anomalous contributions from various subdetector components or reconstruction failures.

At the HLT, identification of the jets resulting from the hadronization of b-quarks is performed with the combined secondary vertex algorithm (CSV) [29, 30] and with its improved version using deep machine learning technique (DEEPCSV) [30]. These algorithms combine the information from track impact parameters and secondary vertices identified within a given jet, and provide a continuous discriminator output. A jet with a CSV or DEEPCSV discriminant value above a certain threshold is considered to be b-tagged. The efficiency for tagging b jets and the rate at which light-flavor, gluon, and charm jets are misidentified as b jets depend on the chosen threshold, as well as on the jet p_T and η . The thresholds are chosen to ensure an online selection of b jets with an efficiency of 60–70%, corresponding to a misidentification rate of 2–3%. Identification of b jets in the offline analysis is performed with the DEEPJET tagger [31, 32], which combines features of the individual jet constituents, properties of the reconstructed secondary vertices, and the global jet variables into a multiclass deep neural network (DNN) targeting three separate classes for the b jets: i) jet with one B hadron, ii) jet with two or more B hadrons, and iii) jet with semileptonic decays of B hadrons. The sum of three b tag class DNN outputs quantifies the consistency of a jet with the b jet hypothesis. A jet is considered to be b-tagged in the offline selection, if this DNN output, referred to as the b tag score, exceeds a certain threshold. These thresholds are chosen such that the b jet selection efficiency is 70–80% depending on data-taking periods, while the probability of light and gluon jets being misidentified as b jets is about 1% and the probability of charm jets being misidentified as b jets is about 10%. To minimize the

discrepancy in the b tagging performance between data and simulation both at the HLT and in the offline analysis, separate jet flavor dependent calibration factors are applied to each jet in simulated events as a function of jet p_T , η , and the b tag discriminator score. These corrections have been derived using control samples of the semileptonic $t\bar{t}$ decays, Z+jets events, and the inclusive sample of QCD multijet events [30]. Determination of corrections at the HLT is facilitated by the control and prescaled single- and multi-jet triggers.

4 Data set and simulated samples

This analysis uses data collected by the CMS experiment in pp collisions at $\sqrt{s} = 13$ TeV corresponding to an integrated luminosity of 90.8 fb^{-1} . The total analyzed data volume comprises two sets recorded under different experimental conditions. The first set was collected in 2016 and corresponds to an integrated luminosity of 36.3 fb^{-1} . The second set was collected in 2018, when the LHC delivered pp collisions at higher instantaneous luminosity compared to 2016, and corresponds to an integrated luminosity of 54.5 fb^{-1} . No trigger path suitable for this analysis was available during the data-taking periods in 2017.

The analysis relies on simulated Monte Carlo (MC) samples for the estimation of the signal acceptance and efficiency and determination of the trigger efficiency. Additionally, the contributions from various subdominant background processes are determined from simulation.

The $qqH \rightarrow qqbb$ signal is generated using POWHEG 2.0 [33–35] at next-to-leading order (NLO) precision in the QCD coupling constant α_S [36]. A dipole parton shower model [37] incorporated in PYTHIA 8.212 [38] is used for emulating of the initial-final state color flow that takes into account the color connection between the incoming and the outgoing partons. An alternative $qqH \rightarrow qqbb$ sample is also prepared using the POWHEG matrix element generator interfaced with HERWIG 7 v-7.1 [39] for fragmentation and hadronization. This sample is used only to assess the systematic uncertainty related to the choice of the showering and hadronization model. The ggH production of the Higgs boson with at least two accompanying jets has a nonnegligible contribution to the kinematic phase space considered in this analysis. The ggH process is generated using the MiNLO event generator at next-to-NLO (NNLO) [40, 41] precision in α_S [42], including finite top quark mass effects. An NLO process that may include loops needs to be hadronized with a parton shower model beyond LO. As a result, jet matching must take into account additional hard radiative jets. This is implemented, for this analysis, by employing the FxFx scheme [43]. Contributions from the weak gauge boson associated (VH) and top-quark-pair associated ($t\bar{t}H$) production of the Higgs boson are found to be negligible.

The dominant continuum background for this analysis is QCD multijet production. To assess properties of these events and validate the analysis strategy, QCD multijet events are generated with MADGRAPH5_aMC@NLO [44] at leading order (LO) precision in α_S . The matrix element is matched to the parton showers generated by PYTHIA using the MLM prescription [45]. Generated samples of QCD multijet production are also used to derive corrections applied to simulated samples to account for differences in the trigger efficiency between data and simulation.

The dominant resonant background is the inclusive production of Z bosons (Z+jets). About 70% of the time, Z bosons decay via a quark-antiquark pair of the same flavor,

including a 15% branching fraction into a pair of bottom quarks. Hence, the main component of the resonant background in the event sample corresponds to the $Z \rightarrow b\bar{b}$ decay mode, although there are contributions from charm and light-flavor quark jets being misidentified as b jets. There are two different mechanisms of Z+jets production: via quark-antiquark annihilation ($q\bar{q} \rightarrow Z$) and fusion of W bosons ($WW \rightarrow Z$). Though the latter has a much lower rate, the event topology is the same as for the signal. W bosons can be produced in association with jets in similar ways. The inclusive W production is generated using MADGRAPH5_aMC@NLO at LO precision in α_s . The same generator is used to produce mutually exclusive $q\bar{q} \rightarrow Z$ and $WW \rightarrow Z$ samples. The $q\bar{q} \rightarrow Z$ process is simulated considering Feynman diagrams involving direct electroweak coupling of the Z boson to quark-antiquark pairs. In the generation of the $WW \rightarrow Z$ process, only the Feynman diagrams that contain the WWZ triple gauge boson coupling are considered in the computation of the matrix element. As in the case of the $qqH \rightarrow qqbb$ signal, the $WW \rightarrow Z$ process is simulated using a dipole parton shower model implemented in PYTHIA.

For the Z+jets samples, correction factors have been applied to match the generator-level p_T distributions with analytic predictions available with the highest order accuracy in the perturbative expansion [46]. Two individual correction factors are applied to the $q\bar{q} \rightarrow Z$ process for each p_T bin; first to emulate the spectrum predicted by perturbative QCD with NNLO accuracy and then further reweighting is done to incorporate the higher-order EW effects. For the $WW \rightarrow Z$ mechanism, only higher-order EW correction factors are applied.

Other important background contributions in the signal region arise from inclusive single top quark ($t/\bar{t}+X$) and top quark pair ($t\bar{t}+X$) production. These are modeled by POWHEG [47, 48] at the NLO QCD precision. For the $t\bar{t}$ process, all possible combinations of the decay modes of the two W bosons from the top quark and antiquark decays are considered leading to hadronic, leptonic, and semileptonic final states.

All the simulated samples except the HERWIG signal sample are interfaced with PYTHIA 8.212 for parton showering and fragmentation with the standard p_T -ordered parton shower scheme. The underlying event is modeled with PYTHIA, using the CP5 tune [49] for both of the years. The parton distribution functions (PDFs) are taken from the sets of NNPDF3.0 [50] and NNPDF3.1 [51] for the 2016 and 2018 samples respectively. The response of the CMS detector is modeled using the GEANT4 [52] package. The event reconstruction is performed with the same algorithms as are used for the data. Additional pileup interactions in each bunch crossing are generated with PYTHIA and added to the simulated samples following a Poisson distribution with the mean value determined in the data. The simulated events are weighted such that the pileup distribution in the simulation matches the one observed in the data.

5 Triggers

Events are selected with dedicated L1 and HLT selections optimized separately for 2016 and 2018. At the L1 stage, events are required to have at least three jets with p_T above certain thresholds that were optimized according to the instantaneous luminosity. The p_T thresholds of 90, 76, and 64 GeV (100, 80, and 70 GeV) were imposed for 2016 (2018). The presence of a fourth jet is not required at the L1 stage.

An event is accepted by the HLT if it contains at least four jets reconstructed online with the PF algorithm. Jets are required to have p_T greater than 92, 76, 64, and 15 (105, 88, 76, and 15) GeV in 2016 (2018). Two complementary online requirements (HLT paths), as explained below, are also implemented to select events in each of the two sets. In the following, we refer to these HLT paths as **HLT_Tight** and **HLT_Loose**.

The **HLT_Tight** path selects events with at least one b-tagged jet among six leading jets according to p_T . The b tagging is performed with the CSV (DEEPCSV) algorithm in 2016 (2018). The working point chosen for the online b tagging in the **HLT_Tight** path corresponds to b jet efficiency of roughly 60 to 70% and a misidentification rate for light-flavor quark and gluon jets of 3 to 4%. In addition to the b-tagging selection there is also a VBF-selection implemented at the HLT path, which considers only four p_T leading jets. Among these four jets, the one with the highest CSV (DEEPCSV) discriminant is considered to be a jet from the Higgs boson decay, and out of the three remaining jets, a jet pair with the largest $\Delta\eta_{jj}$ is chosen as the pair of VBF-tagged jets. The last remaining jet is considered to be the other jet from the decay of the Higgs boson. The **HLT_Tight** path imposes very stringent conditions on the VBF-tagged jets: they must be separated in pseudorapidity by $\Delta\eta_{jj} > 4.1$ (3.5) and have invariant mass $m_{jj} > 500$ (460) GeV in 2016 (2018). For the other two jets, which are assigned to the $H \rightarrow b\bar{b}$ decay, the separation in azimuthal angle is required to be $\Delta\phi_{b\bar{b}} < 1.6$ (1.9) for 2016 (2018).

In contrast to the **HLT_Tight** path, the **HLT_Loose** path selects events with at least two b-tagged jets but imposes comparatively lenient requirements on the VBF-tagged jets: $m_{jj} > 240$ (200) GeV and $\Delta\eta_{jj} > 2.3$ (1.5) for 2016 (2018); while $\Delta\phi_{b\bar{b}} < 2.1$ (2.8) in 2016 (2018) is required for b jets. Requirements imposed by the **HLT_Tight** and **HLT_Loose** paths in the 2016 and 2018 data-taking periods are summarized in table 1.

The efficiency of the trigger selection is measured with the tag-and-probe method [53] using events selected with control triggers. Trigger scale factors, representing the ratio of the trigger efficiency in data to that in simulated events, are measured as a function of jet p_T and $|\eta|$ for each leg of the four-jet requirement using control and prescaled single-jet triggers. For the online b tagging, the scale factors are also derived as a function of the DEEPCSV discriminants of the offline tagged jets employing auxiliary and prescaled four-jet triggers. The applied corrections range from 2 to 7% for each leg of the four-jet requirement and from 3 to 10% per jet for the online b tag requirement.

The absolute trigger efficiencies, computed for the inclusive simulated signal samples, are 3.1 (2.3) and 3.5 (2.5)% in 2016 (2018), for the **HLT_Tight** and **HLT_Loose** paths, respectively. The inefficiencies of the trigger paths are mainly driven by the relatively high p_T thresholds imposed on the three leading jets.

6 Analysis procedures

Events recorded online by the HLT paths described in section 5, are reconstructed with improved information related to the detector conditions and calibrations.

6.1 Event selection

An event is discarded if it contains any isolated muon or electron identified through selection criteria that correspond to a selection efficiency of 95% and a misidentification rate of 1–2%. This requirement suppresses contributions from $t\bar{t}$ and t/\bar{t} events with leptonic decays of the W bosons. The event is selected if it contains four jets with p_T greater than 95, 80, 65, and 30 GeV (110, 90, 80, and 30 GeV) in 2016 (2018). Reconstructed physics objects are matched to the corresponding trigger objects. At least two jets are required to be b tagged with the DEEPJET algorithm as described in section 3. Out of the four p_T -leading jets, the two jets with the highest DEEPJET b tag scores are used to reconstruct the $H \rightarrow b\bar{b}$ decay candidate. After the Higgs boson candidate is selected, the two remaining jets are considered as VBF-tagged jet candidates. The jet with $p_T < 50$ GeV must also pass an identification criterion designed to reduce the number of selected jets originating from pileup interactions [54].

Depending on the data-taking periods and the trigger they pass, events are split into four nonoverlapping samples that are analyzed independently. Events from 2016 (2018) that pass the HLT_Tight path are assigned to the Tight 2016 (Tight 2018) sample; events failing the HLT_Tight path but pass the HLT_Loose path comprise the Loose 2016 (Loose 2018) sample. The selection criteria applied to the VBF- and b-tagged jets in each sample are:

- Tight 2016: $\Delta\phi_{b\bar{b}} < 1.6$, $\Delta\eta_{jj} > 4.2$, $m_{jj} > 500$ GeV;
- Loose 2016: $\Delta\phi_{b\bar{b}} < 2.1$, $\Delta\eta_{jj} > 2.5$, $m_{jj} > 250$ GeV;
- Tight 2018: $\Delta\phi_{b\bar{b}} < 1.6$, $\Delta\eta_{jj} > 3.8$, $m_{jj} > 500$ GeV; and
- Loose 2018: $\Delta\phi_{b\bar{b}} < 2.1$, $\Delta\eta_{jj} > 2.5$, $m_{jj} > 250$ GeV.

The lower section of table 1 outlines the selection criteria used in the offline analysis.

6.2 Regression of b jet energy

The energy of a b-tagged jet is likely to be underestimated often because of the unmeasured neutrino produced in the semileptonic decay of a b hadron. This is partially remedied by the energy regression of a b jet [55] that improves the mass resolution of the Higgs boson candidate constructed from the two b-tagged jets. The regression is based on a DNN trained on simulated b jets from $t\bar{t}$ events. The algorithm’s input features include properties of the secondary vertices and tracks associated with the jet, jet constituents, soft muons and electrons from the semileptonic decays of b hadrons, as well as additional variables related to the jet energy. After the application of the b jet energy regression, the jet energy scale and resolution of b jets are corrected in simulated events to match the jet energy scale and resolution observed in data. Corrections are devised using events where a b-tagged jet recoils against a Z boson that decays into leptons. The Z boson p_T is reconstructed with high precision due to the excellent resolution of the lepton momentum. As the p_T of the Z boson is balanced with the jet p_T , the ratio of the momentum of the reconstructed jet to the Z boson momentum is used to measure the jet energy scale and resolution in the data and simulated samples and derive corresponding corrections to the energy scale and resolution of b jets in the simulated events. The correction factors constitute about 0.5–2% (1–4%) of

Level	Requirements	2016 (36.3 fb ⁻¹)		2018 (54.5 fb ⁻¹)	
		Tight	Loose	Tight	Loose
HLT	p_T thresholds	92, 76, 64, 15 GeV		105, 88, 76, 15 GeV	
	Number of b tags	≥ 1	≥ 2	≥ 1	≥ 2
	$\Delta\phi_{b\bar{b}}$	< 1.6	< 2.1	< 1.9	< 2.8
	$\Delta\eta_{jj}$	> 4.1	> 2.3	> 3.5	> 1.5
	m_{jj}	> 500 GeV	> 240 GeV	> 460 GeV	> 200 GeV
Offline	p_T thresholds	95, 80, 65, 30 GeV		110, 90, 80, 30 GeV	
	Jet $ \eta < 4.7$	✓	✓	✓	✓
	Lepton veto	✓	✓	✓	✓
	Number of b tags ≥ 2	✓	✓	✓	✓
	b jet $ \eta < 2.4$	✓	✓	✓	✓
	$\Delta\phi_{b\bar{b}}$	< 1.6	< 2.1	< 1.6	< 2.1
	$\Delta\eta_{jj}$	> 4.2	> 2.5	> 3.8	> 2.5
	m_{jj}	> 500 GeV	> 250 GeV	> 500 GeV	> 250 GeV

Table 1. The HLT and offline selection requirements in the four analyzed samples.

the jet p_T for the resolution (scale) of the regressed jets. As an illustration, figure 2 shows the effect of b jet energy regression on the invariant mass $m_{b\bar{b}}$ of the reconstructed b jet pair in simulated $qqH \rightarrow qq\bar{b}\bar{b}$ signal events for the **Tight 2016** and **Loose 2016** samples. Distributions of $m_{b\bar{b}}$ are obtained after applying dedicated corrections to the energy scale and resolution of b jets in simulated events. The b jet energy regression improves the $m_{b\bar{b}}$ resolution and the central value by approximately 10 to 15%.

6.3 Event categorization

To discriminate the signal from the major background sources, a multivariate analysis (MVA) technique is applied; the key properties of the $qqH \rightarrow qq\bar{b}\bar{b}$ signal are combined in a boosted decision tree (BDT) algorithm implemented with the TMVA package [57]. The BDT response is then used to separate the signal from the background processes. Two different MVA strategies are applied in the **Tight** and **Loose** samples.

The **Tight 2016** and **Tight 2018** samples are characterized by lower background yields and higher signal-to-background ratios. In particular, the contributions from the resonant $Z \rightarrow b\bar{b}$ background and ggH production are significantly suppressed by more stringent requirements imposed on the VBF-tagged jets. The largest background in these event classes originates from the QCD multijet production. Two separate binary classifiers are trained to discriminate the $qqH \rightarrow qq\bar{b}\bar{b}$ signal from the QCD multijet background for each individual year. The following variables are used as inputs to the BDT:

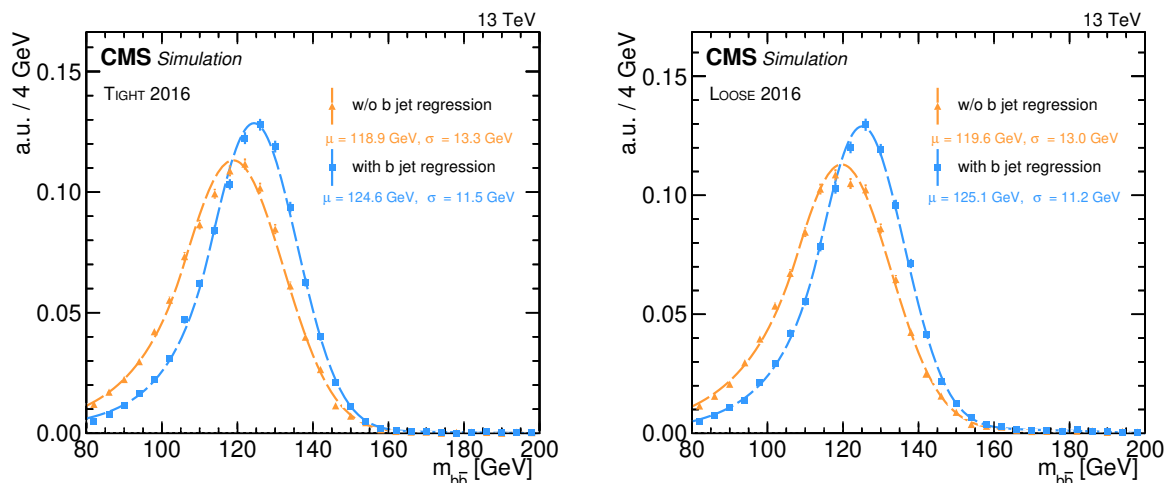


Figure 2. The invariant mass $m_{b\bar{b}}$ of the b jet pair in simulated $qqH \rightarrow qq b\bar{b}$ events before (orange dashed line) and after (blue dashed line) the application of the b jet energy regression in the **Tight** 2016 (left) and **Loose** 2016 (right) samples. A one-sided Crystal Ball function [56] is used to fit the distributions, where μ and σ are the peak position and half width of the core part of the CB function, respectively.

- Properties of the VBF-tagged jets: invariant mass (m_{jj}), difference in the pseudorapidity ($\Delta\eta_{jj}$), and difference in the azimuthal angle ($\Delta\phi_{jj}$);
- The minimal opening angle between the momentum vector of any of the two VBF-tagged jets and the momentum vector of the dijet system composed by the VBF-tagged jet pair (α_{jj});
- The quark-gluon discriminator [58, 59] score of the two VBF-tagged jets. This is a likelihood discriminator constructed using the information on the charged and the neutral constituents of a given jet and the jet shape variables to distinguish between the jets originating from quarks and from gluons;
- The DEEPJET b-tagging scores of the two selected b-tagged jets assigned to the $H \rightarrow b\bar{b}$ decay;
- The ratio of the magnitude of the transverse momentum vector of the selected four-jet system to the scalar p_T -sum of the four selected jets ($|\sum \vec{p}_T|/\sum p_T$);
- The longitudinal component of the momentum vector of the selected four-jet system ($\sum p_z$);
- The difference in the azimuthal angle between the Higgs boson candidate and the dijet system composed of the VBF-tagged jets ($|\phi_{b\bar{b}} - \phi_{jj}|$); and
- The multiplicity and p_T sum of extra jets with $p_T > 30$ GeV and $|\eta| < 2.4$, excluding the selected b-tagged and VBF-tagged jets.

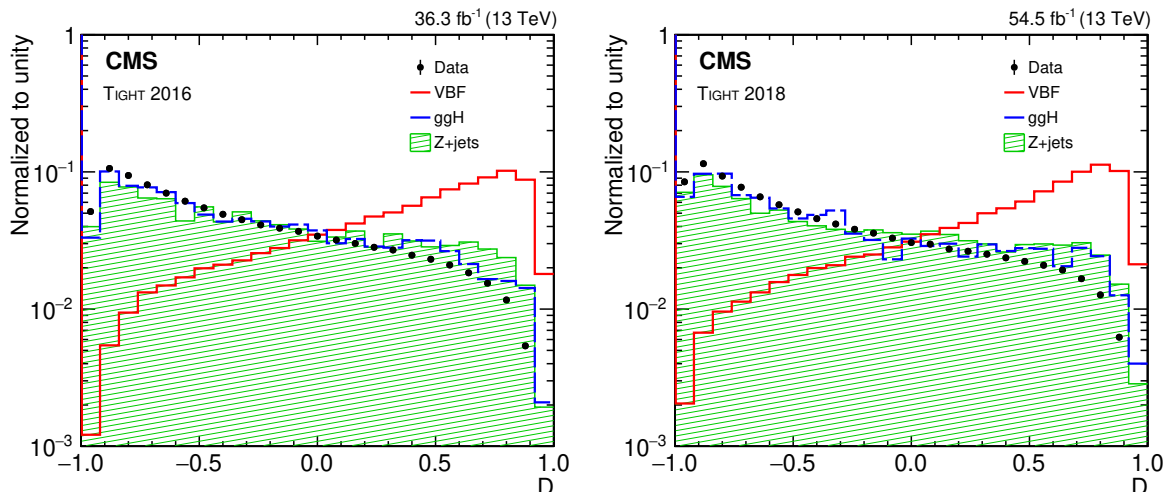


Figure 3. The unit normalized distributions of the VBF BDT outputs in data and simulated samples in the **Tight 2016** (left) and **Tight 2018** (right) analysis samples. Data events (points), dominated by the QCD multijet background, are compared to the VBF (red solid line), ggH (blue dashed line), and Z+jets (green hatched area) processes.

The training is performed using half of the simulated VBF events and 2.5% of the data sample after event selection as a proxy for the dominant QCD multijet background, the rest of the simulated VBF sample as well as another 2.5% of the data is used for the validation of the training. Dedicated studies were performed to assess the impact of using data events in the BDT training. In the first study, several other disjoint data subsets corresponding to 5% of the total sample were employed in the training and validation of the training. In the second study, the subset of data used in the training was removed from the data set used for the extraction of signal. The impact of these alternative analysis strategies on the measured signal rate and its uncertainty was found to be below 2%. Figure 3 shows the distributions of the BDT output score (D) normalized to unity for the VBF, ggH, and $Z \rightarrow b\bar{b}$ processes and the data as an approximation to the QCD multijet background in the **Tight 2016** and **Tight 2018** samples.

In the **Loose** samples, where larger contributions from ggH and Z+jets events are expected compared to the **Tight** sample, a multiclass BDT is trained to separate four processes simultaneously: (1) VBF Higgs boson production, (2) ggH Higgs boson production, (3) Z+jets, and (4) QCD multijet events. The training is performed using simulated samples of VBF, ggH, and Z+jets events and 5% of the data in the **Loose 2016** and **Loose 2018** samples. The BDTs trained in the **Loose** sample use the same set of input variables as the binary BDT classifiers trained in the **Tight** analysis samples. The multiclass BDT has four outputs, D_{VBF} , D_{ggH} , D_{Z} , and D_{QCD} , quantifying the compatibility of each event with the VBF, ggH, Z+jets, and QCD multijet production hypotheses, respectively. The distributions of D_{VBF} , D_{ggH} and D_{Z} normalized to unity are shown in figure 4 for data and simulated samples. Better discrimination between the VBF signal and background processes is observed in the **Loose 2016** sample compared to the **Loose 2018** sample, as visible in the D_{VBF} and D_{Z} distributions, because of the different trigger requirements. These samples contain events

failing the `HLT_Tight` trigger. In 2016 data, the trigger selection on m_{jj} and $\Delta\eta_{jj}$ is more stringent compared with 2018 data (see table 1). As a consequence, in the `Loose 2018` sample, a larger part of phase space, where m_{jj} and $\Delta\eta_{jj}$ are particularly sensitive to the VBF signal, is removed in comparison with the `Loose 2016` sample, thus making the BDT in the `Loose 2018` sample less performant in discrimination between the VBF signal and background processes than in the `Loose 2016` sample.

Based on their BDT scores, events are classified into multiple exclusive categories, targeting the VBF, ggH, and Z+jets processes. Details of the event categorization and the naming convention of the event categories are given in table 2. The BDT thresholds defining each category, are optimized by maximizing the quantity S/\sqrt{B} , where S is the number of expected events of the targeted process and B is the number of QCD multijet background events approximated as the observed data events in the $m_{b\bar{b}}$ interval populated by the targeted process. The $m_{b\bar{b}}$ interval of 80–100 GeV is used for the Z+jets process and 104–146 GeV for the VBF and ggH processes. In total, 18 categories are introduced, three in each of the two `Tight` analysis samples, and six in each of the two `Loose` analysis samples.

The aim of introducing distinct categories sensitive to the production of the Z boson is two-fold. Firstly, these categories are intended to establish the signal from the $Z \rightarrow b\bar{b}$ production, thereby validating the analysis techniques employed in this study. Secondly, the tail of each $m_{b\bar{b}}$ distribution in the Z+jets sample extends to the region partially populated by the signal events, thus affecting the precision of the measurement. It is therefore important to constrain the background from the Z+jets process with dedicated categories, thus improving the sensitivity to the signal. Further, separate categories targeting the ggH process improves the sensitivity of the analysis to inclusive Higgs boson production.

The numbers of selected events in data along with the expected background and signal yields in each analysis category are detailed in tables 3 and 4. The signal contribution is significantly smaller than the backgrounds in all analysis categories.

6.4 Signal extraction

The test statistic chosen to determine the signal yield is based on the profile likelihood ratio [60]. The signal is extracted from the simultaneous binned maximum likelihood fit of the $m_{b\bar{b}}$ distribution in all categories obtained from the data. In each category, the $m_{b\bar{b}}$ distribution is fitted with a superposition of three parametric analytic functions accounting for: (i) the continuum background, dominated by QCD multijet events, (ii) resonant Z+jets background and, (iii) signal. Contributions from other processes are found to have a negligible effect on the results. The addition of separate templates accounting for the W+jets, $t\bar{t}$, and t/\bar{t} backgrounds, changes the extracted signal yield and its uncertainty by less than 1%. The aggregate contribution from other decays of the Higgs boson ($H \rightarrow c\bar{c}$, $H \rightarrow \tau\tau$) and from the other production modes ($t\bar{t}H$ and VH) is evaluated to be almost two orders of magnitude lower than the contributions from the VBF and ggH processes, hence their contributions are neglected in the signal extraction procedure. The expected yields of the VBF, ggH, and Z+jets processes in a given category are estimated from simulation. The $m_{b\bar{b}}$ distributions for the VBF and ggH signal and Z+jets background are individually modeled with a superposition of a one-sided Crystal Ball (CB) function [56] for the resonant part

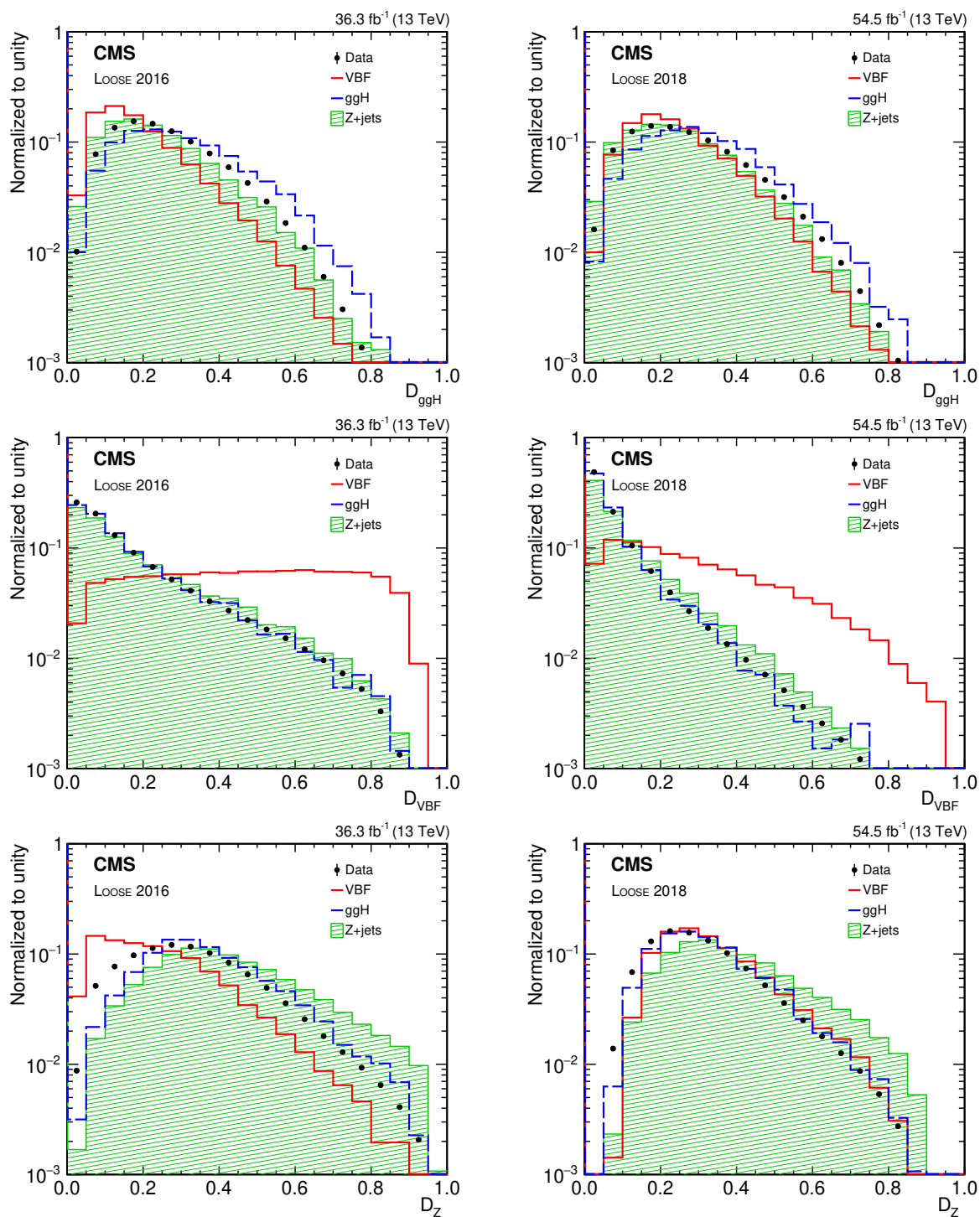


Figure 4. The unit normalized distributions of the BDT outputs: D_{ggH} (upper), D_{VBF} (middle), and D_Z (lower) in data and simulated samples in the Loose 2016 (left) and Loose 2018 (right) analysis samples. Data events (points), dominated by the QCD multijet background, are compared to the VBF (red solid line), ggH (blue dashed line), and Z+jets (green hatched area) processes.

Category	BDT score boundaries	Targeted process
2016		
Tight 1	$0.25 < D < 0.50$	VBF
Tight 2	$0.50 < D < 0.75$	VBF
Tight 3	$0.75 < D$	VBF
Loose G1	$0.50 < D_{\text{ggH}} < 0.55$	ggH
Loose G2	$0.55 < D_{\text{ggH}}$	ggH
Loose V1	$D_{\text{ggH}} < 0.50, 0.80 < D_{\text{VBF}} < 0.85$	VBF
Loose V2	$D_{\text{ggH}} < 0.50, 0.85 < D_{\text{VBF}}$	VBF
Loose Z1	$D_{\text{ggH}} < 0.50, D_{\text{VBF}} < 0.80, 0.60 < D_Z < 0.75$	Z+jets
Loose Z2	$D_{\text{ggH}} < 0.50, D_{\text{VBF}} < 0.80, 0.75 < D_Z$	Z+jets
2018		
Tight 1	$0.25 < D < 0.50$	VBF
Tight 2	$0.50 < D < 0.75$	VBF
Tight 3	$0.75 < D$	VBF
Loose G1	$0.55 < D_{\text{ggH}} < 0.60$	ggH
Loose G2	$0.60 < D_{\text{ggH}}$	ggH
Loose V1	$D_{\text{ggH}} < 0.55, 0.50 < D_{\text{VBF}} < 0.55$	VBF
Loose V2	$D_{\text{ggH}} < 0.55, 0.55 < D_{\text{VBF}}$	VBF
Loose Z1	$D_{\text{ggH}} < 0.55, D_{\text{VBF}} < 0.50, 0.60 < D_Z < 0.70$	Z+jets
Loose Z2	$D_{\text{ggH}} < 0.55, D_{\text{VBF}} < 0.50, 0.70 < D_Z$	Z+jets

Table 2. Event categorization used in the analysis for a total of 18 categories. The names of the categories are given in the first column. The BDT score boundaries defining each category are given in the second column and the targeted process is indicated in the third column.

and a second-order Bernstein polynomial accounting for the contribution from events where the jets are misassigned to the decay of the Z or the Higgs boson. The parameters of the CB function and the Bernstein polynomial are extracted from the fit to the $m_{b\bar{b}}$ spectrum in the respective simulated sample, and separately for each sample. For the signal, as well as the Z+jets processes, the variations of the shapes across the different event categories within the same analysis sample are found to be well within the statistical uncertainties of the MC samples, and significantly smaller than the variations caused by the experimental uncertainties associated with the b jet energy scale and resolution. For the VBF and ggH processes, which have similar shapes, a common analytic function is used to model the $m_{b\bar{b}}$ distribution in each analysis sample, namely Tight 2016, Loose 2016, Tight 2018

Category	VBF	ggH	Z+jets	$t\bar{t}$ & t/\bar{t}	W+jets	Data
Loose G1	4.5 ± 0.2	27.5 ± 1.2	275 ± 16	116.7 ± 2.6	10.6 ± 3.0	41432
Loose G2	6.1 ± 0.3	51.6 ± 1.8	407 ± 19	127.3 ± 2.7	8.2 ± 2.4	58895
Loose V1	19.9 ± 0.4	2.7 ± 0.4	45 ± 2	10.6 ± 0.8	1.9 ± 1.3	4330
Loose V2	17.4 ± 0.4	1.7 ± 0.3	31 ± 5	4.7 ± 0.4	0.5 ± 0.3	1901
Loose Z1	9.6 ± 0.3	34.8 ± 1.4	1150 ± 20	226.3 ± 3.3	40.8 ± 6.1	78850
Loose Z2	3.1 ± 0.2	14.1 ± 0.7	650 ± 10	199.0 ± 3.0	35.0 ± 5.9	29992
Tight 1	92.7 ± 1.0	15.6 ± 1.0	161 ± 8	37.6 ± 1.4	7.7 ± 2.5	29864
Tight 2	136.2 ± 1.5	13.9 ± 0.9	151 ± 6	22.5 ± 1.2	4.2 ± 1.4	21831
Tight 3	117.3 ± 1.1	6.2 ± 0.7	75 ± 3	5.5 ± 0.5	3.1 ± 1.1	7231

Table 3. Event yields for various categories of the analyzed 2016 data corresponding to 36.3 fb^{-1} , compared to the expected number of events from the simulated samples of signal and background other than the QCD multijet process. The quoted uncertainties are statistical only.

Category	VBF	ggH	Z+jets	$t\bar{t}$ & t/\bar{t}	W+jets	Data
Loose G1	2.4 ± 0.2	13.5 ± 2.1	137 ± 9	32.4 ± 1.4	2.0 ± 0.5	17296
Loose G2	2.9 ± 0.2	24.3 ± 1.5	180 ± 10	33.1 ± 1.4	2.1 ± 0.5	24882
Loose V1	6.4 ± 0.3	1.0 ± 0.3	22 ± 3	4.4 ± 0.5	0.5 ± 0.3	1914
Loose V2	11.0 ± 0.4	1.7 ± 0.4	25 ± 3	4.7 ± 0.5	0.3 ± 0.2	2453
Loose Z1	7.0 ± 0.3	10.8 ± 0.9	506 ± 10	59.0 ± 1.7	19.5 ± 2.7	24559
Loose Z2	4.0 ± 0.2	7.1 ± 0.7	445 ± 7	99.0 ± 2.2	24.0 ± 2.8	14530
Tight 1	89.5 ± 1.1	18.0 ± 3.2	190 ± 8	49.3 ± 1.5	8.0 ± 2.5	29261
Tight 2	139.8 ± 1.4	17.9 ± 3.3	202 ± 7	31.6 ± 1.3	7.2 ± 2.4	23392
Tight 3	134.5 ± 1.4	8.7 ± 2.6	104 ± 5	7.6 ± 0.6	3.4 ± 1.6	8202

Table 4. Event yields for various categories of the analyzed 2018 data corresponding to 54.5 fb^{-1} , compared to the expected number of events from the simulated samples of signal and background other than the QCD multijet process. The quoted uncertainties are statistical only.

and Loose 2018. The same approach is pursued for the $q\bar{q} \rightarrow Z$ and $WW \rightarrow Z$ processes. Figure 5 illustrates the modeling of the $m_{b\bar{b}}$ shape in samples of the simulated VBF, ggH, and Z+jets events assigned to the Tight 2016 analysis sample.

For all analysis samples, the fitted peak positions of the CB functions describing the $m_{b\bar{b}}$ distribution in signal, are found to be consistent within fit uncertainties with the nominal value of the Higgs boson mass. For the resonant $Z \rightarrow b\bar{b}$ background, we observe a bias in the peak position of about 3.0–3.5 GeV above the nominal value of the Z boson mass. The effect is caused by the relatively high p_T thresholds imposed on jets in the HLT and offline selections. These thresholds, optimized primarily for the selection of $H \rightarrow b\bar{b}$ decays, result in an upward shift of the peak position in the $Z \rightarrow b\bar{b}$ sample, where a larger fraction of

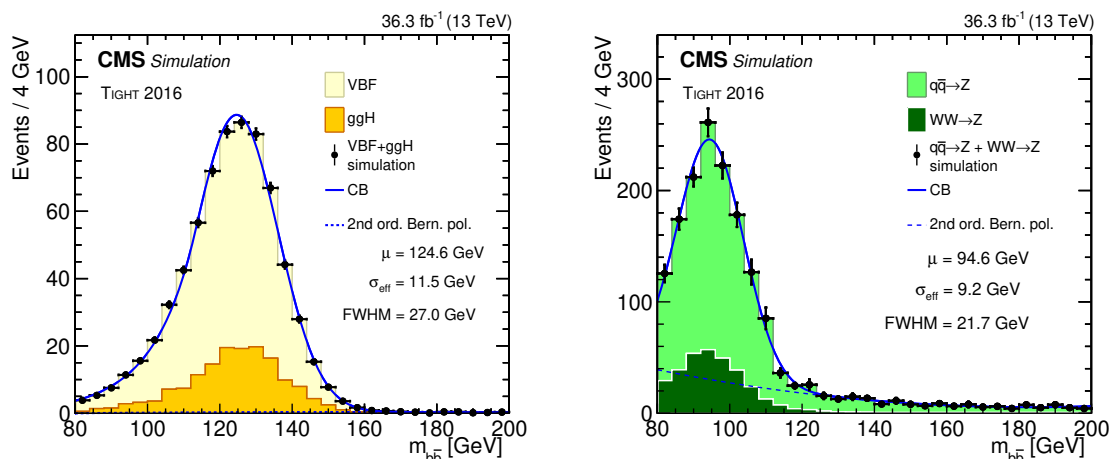


Figure 5. The $m_{b\bar{b}}$ distributions from simulation with overlaid parametric fits (solid blue lines) for the TIGHT 2016 analysis sample. Left: the fitted $m_{b\bar{b}}$ distribution in the signal combining the VBF (yellow histogram) and ggH (orange) contributions. The black points refer to the total Higgs boson contribution from VBF and ggH production modes. Right: the fitted $m_{b\bar{b}}$ distribution in simulated Z+jets background (black points) combining the $WW \rightarrow Z$ (dark green histogram) and $q\bar{q} \rightarrow Z$ (light green histogram) production modes. The black points refer to the total Z+jets contribution from $q\bar{q} \rightarrow Z$ and $WW \rightarrow Z$ modes. The dotted lines represent the second-order Bernstein polynomial components used to approximate the contributions from the wrong jet pairing.

low- p_T b jets is expected compared to $H \rightarrow b\bar{b}$ decays. A dedicated simulation study has demonstrated that no bias is present in the $Z \rightarrow b\bar{b}$ sample if no trigger requirements are applied as well as if jet p_T thresholds are relaxed in the offline selection.

The shape and normalization of the continuum background are estimated from the fit to data. The shape of the continuum background is modeled individually in each event category i by a product of exponential and polynomial functions of order n ,

$$F_i^{\text{QCD}} = \exp(-b_i m_{b\bar{b}}) \left(1 + \sum_{j=1}^n a_{ij} m_{b\bar{b}}^j \right). \quad (6.1)$$

The family of functions given by eq. (6.1) includes the case corresponding to the zeroth order polynomial. In each category, the choice of the polynomial function is guided by the combined fit of two sideband regions, $80 < m_{b\bar{b}} < 104 \text{ GeV}$ and $146 < m_{b\bar{b}} < 200 \text{ GeV}$. Sequential fits with increasing polynomial order are performed followed by a Fisher F -test [61] to select the function with the fewest number of parameters necessary to fit the data. The contribution from the Z+jets background is accounted for by performing fits with the superposition of two functions,

- tested analytic function from the family defined by eq. 6.1 modeling continuum background dominated by the QCD multijet process;
- and a combination of the CB function and a second order Bernstein polynomial for the Z+jets background as described earlier in this section.

First, the selection of functions for the modeling of the continuum background is performed in the categories targeting the Z+jets process: `Loose Z1` and `Loose Z2` in the 2016 and 2018 samples. Fits in each of the four aforementioned categories are performed by varying the normalization of the Z+jets process in an unconstrained manner. An additional degree of freedom is introduced to account for the unconstrained normalization of the Z+jets process. A dedicated statistical test demonstrated that the measured normalizations of the Z+jets process across the four categories are consistent. The p -value quantifying the compatibility of these measurements is found to be 0.33. Once the functional form of the continuum background modeling in each category targeting the Z+jets process is selected based on the F -test result, a combined fit is performed in these four categories with a common, unconstrained Z+jets normalization parameter.

The selection of functions from the family given in eq. 6.1 in the categories targeting VBF and ggH processes is done by performing fits with a Gaussian constraint imposed on the normalization of the Z+jets component. This constraint is obtained from the combined fit in the four categories targeting the Z+jets process.

Ideally, the final result should not depend on the choice of the parametric fit function, but in reality, the choice of the function to model the background may bias the extraction of the signal. Therefore, a dedicated study is performed for each category to assess a possible bias in the signal extraction. For each of the selected functions, various alternative models of the continuum background are used to generate an ensemble of pseudo-data, including the injected signal and the contribution from Z+jets process. The resulting $m_{b\bar{b}}$ spectra obtained from the pseudo-data are fitted using the nominal model of the continuum background and the distribution of the extracted signal yield is compared to the injected yield. The study is performed using the following alternative models:

1. Functions from the same family, given by eq. (6.1), but with polynomials one or two orders higher than the nominal function.
2. Inverse polynomials, $I(m_{b\bar{b}}) = 1/(1 + \sum_{j=1}^n a_j m_{b\bar{b}}^j)$, with $n = 2$ or 3 .

The injected signal yield is varied between 50–200% of the yield predicted by the SM to investigate a possible dependence of the bias on the signal strength. The background model chosen yields a maximum potential bias that does not exceed 10% of the statistical uncertainty on the fitted signal rate in each individual event category, and has negligible impact on the measurement. The systematic uncertainty related to the choice of the function used to model the continuum background has a subdominant effect on the final results. The functional forms employed in the modeling of the continuum background in each event category are reported in table 5.

7 Systematic uncertainties

Several systematic uncertainties affect the overall normalizations and shapes of the $m_{b\bar{b}}$ distributions for signal and background. Systematic uncertainties are incorporated in the signal extraction procedure via nuisance parameters with Gaussian or log-normal probability density functions (pdfs), which are treated according to the frequentist paradigm. These pdfs

Category	Samples	
	Loose 2016	Loose 2018
G1	exp·pol2	exp·pol1
G2	exp·pol2	exp·pol1
V1	exp	exp
V2	exp	exp
Z1	exp·pol1	exp·pol1
Z2	exp·pol1	exp·pol1
	Tight 2016	Tight 2018
1	exp	exp
2	exp	exp
3	exp	exp

Table 5. The functional forms used to fit the continuum component of the background in various analysis categories. The notation “exp” stands for the exponential function, “exp-pol1 (pol2)” denotes the product of an exponential function and a first-order (second-order) polynomial.

are included as additional factors in the likelihood function, which is maximized in the fit. All uncertainties are divided into two categories. Theoretical uncertainties arise from the limited precision in the computation of the inclusive and differential cross sections of the modeled processes and are fully correlated between event categories and data-taking periods. Experimental uncertainties comprise (i) uncertainties related to the imperfect simulation of the detector response and consequent inaccurate modeling of the reconstruction of physics objects and observables in the simulated samples, (ii) the uncertainty in the integrated luminosity estimation, and (iii) the uncertainty in the modeling of the pileup interactions. The dominant uncertainties affecting this measurement are briefly summarized in the following.

Theoretical uncertainties.

- *Parton shower uncertainty in PYTHIA:* the uncertainty related to the modeling of the parton shower in PYTHIA is estimated by varying the scales of the initial- and final-state QCD radiation. This uncertainty has a sizable effect on modeling of jet-related variables used as inputs to the BDT, thereby affecting acceptance of signal and background events in different event categories. The impact on the predicted event yields varies between 2 and 10% across event categories with larger effects observed for categories targeting VBF production. The modeling of key BDT input variables, such as m_{jj} and $\Delta\eta_{jj}$, is validated with a control sample of events, in which a Z boson is produced in association with at least two jets and decays into a pair of muons. Distributions of these variables in data and simulated samples agree within instrumental and theoretical uncertainties, including the uncertainty related to the modeling of the parton shower in PYTHIA. Variations in the $m_{b\bar{b}}$ distribution within these uncertainties are found to be

negligible in the simulated signal and Z +jets background samples. Inclusion of these shape-altering effects in the statistical inference procedure changes the uncertainty in the extracted rates of the signal and resonant $Z \rightarrow b\bar{b}$ background by less than 0.5%.

- *Parton shower and hadronization model for VBF production:* simulation of the color connection between the incoming and outgoing partons in the VBF process is particularly sensitive to the choice of the event generator. The related uncertainty is assessed by comparing the dipole parton shower model implemented in PYTHIA with the alternative one provided by the HERWIG event generator. Yields of the VBF signal in each event category are compared between the two models and the differences are used to define a double-sided uncertainty with the PYTHIA prediction taken as the central estimate. The choice of the event generator only marginally affects the shapes of the $m_{b\bar{b}}$ distributions in different event categories. The corresponding shape variations in the $m_{b\bar{b}}$ spectra modify the expected uncertainty in the extracted rate of the VBF process by less than 1%. The choice of the generator also impacts the simulation of forward jets in the $WW \rightarrow Z$ sample. The validation study performed using the control sample of Z boson decays into muons, described above, demonstrates that properties of spectator jets accompanying the production of a Z boson, are well modeled by PYTHIA. Small discrepancies between data and simulation observed in distributions of key variables are fully covered by variations of the scales of the initial- and final-state QCD radiation. Therefore, no additional uncertainty is assigned to the parton shower modeling in the simulated $WW \rightarrow Z$ sample.
- *Scale variations:* uncertainties arising from missing higher-order QCD corrections in the theoretical computations affect the overall production rates as well as the kinematics of the simulated processes. The impact of these uncertainties on the cross sections of the VBF and the ggH productions are estimated by varying the renormalization and factorization scales, yielding uncertainties of $\pm 2.1\%$ and ${}_{-6.7}^{+4.6}\%$, respectively [11]. The impact on the acceptance of VBF and ggH events across the event categories is evaluated by applying event weights that reflect the effect of the scale variations on the kinematics of the simulated events. The variations in event yields across categories are typically between 1 and 4%, with larger effects observed in categories targeting the VBF process.
- *Uncertainties in PDFs and α_S :* the PDF and α_S uncertainties in the cross sections of the VBF and ggH processes are $\pm 0.4\%$ and $\pm 3.2\%$, respectively [11].
- *Uncertainty in the branching fraction:* the theoretical uncertainty in the branching fraction of the Higgs boson decay to bottom quarks is 0.65% at $m_H = 125$ GeV [11].
- *Uncertainties from Z +jets NLO K -factors:* the MC samples of $q\bar{q} \rightarrow Z$ and $WW \rightarrow Z$ events are simulated with MADGRAPH5_AMC@NLO at the LO accuracy with MLM matching. To improve the modeling of these processes, additional p_T -dependent K -factors are applied following the prescription in ref. [46] to match the differential distribution of the Z boson p_T as predicted by the NNLO QCD and NLO EW calculations. The K -factors related to the NLO EW corrections are applied to both $q\bar{q} \rightarrow Z$ and $WW \rightarrow Z$ samples. The K -factors associated with the NNLO QCD corrections

are applied only to the $q\bar{q} \rightarrow Z$ sample. The uncertainties in these K -factors are incorporated via six nuisance parameters. Three of these nuisance parameters correspond to the NLO EW corrections and affect both $q\bar{q} \rightarrow Z$ and $WW \rightarrow Z$ samples, whereas another three parameters are related to the NNLO QCD corrections and have an impact only on simulated $q\bar{q} \rightarrow Z$ events. Variations of these nuisance parameters change the acceptance of Z +jets events in different event categories by 1–7%. Uncertainties related to missing higher order QCD corrections in the simulated $WW \rightarrow Z$ sample are evaluated by varying renormalization and factorization QCD scales, modifying the acceptance of Z +jets events by 1–3% across different event categories.

Experimental uncertainties.

- *Jet energy scale and resolution corrections:* the uncertainties in the jet energy scale and resolution originate from different sources with limited correlations [28, 59]. The uncertainties depend on the jet kinematics and are typically larger in the forward regions. Variations of the jet four-momenta caused by these uncertainties have an impact on the acceptance in various event categories of between 5 and 10%.
- *b tagging:* the uncertainties in b tagging efficiency are evaluated with the control samples of the semileptonic $t\bar{t}$ decays, Z +jets events, and the inclusive QCD multijet events [30]. The uncertainties associated with the selection of the working point of the DEEPJET score for the tagger vary between 4–8% depending on jet flavor, p_T , and η . The DEEPJET discriminants of the two b-tagged jets are also used as an input to the BDT classifiers. An assessment of control samples of QCD multijet and leptonic $t\bar{t}$ events revealed only small differences in the DEEPJET discriminant distribution between data and simulated events above the threshold defining the working point. These differences are found to have subdominant effects on the response of BDT classifiers, leading to a migration of events between categories at a percent level.
- *Trigger efficiency:* the corrections to the trigger efficiency are discussed in section 5. The uncertainties in the trigger scale factors are predominantly statistical. The impact of these uncertainties on the acceptance of signal and background events in various analysis categories is estimated to range from 5 to 10%.
- *Corrections to b jet energy regression:* the scale and smearing corrections to the regressed b jet energy are derived as described in section 6.2. The uncertainties in the corrections are propagated to the parameters of the CB functions modeling the core of the $m_{b\bar{b}}$ spectrum in the simulated samples of $H \rightarrow b\bar{b}$ and $Z \rightarrow b\bar{b}$ decays. Furthermore, these uncertainties change the shape of several observables used as inputs to the BDT classifiers, and consequently affect the estimate of the acceptance in various event categories.
- *Integrated luminosity:* the uncertainty in the luminosity measurement has both correlated and uncorrelated components, which vary across different data-taking periods [62, 63]. The uncertainties of the individual years are 1.2 and 2.5% for 2016 and 2018, respectively. The uncertainty of the combined 2016 and 2018 integrated luminosity is 1.7% (calculated using the full correlation scheme and per-year luminosities of 36.3 fb^{-1} and 54.5 fb^{-1} , respectively).

Source of systematic uncertainty	Impact on signal strength [%]
VBF parton shower	13.0
Jet energy scale	7.7
Trigger efficiency	6.7
Parton shower (final-state radiation)	5.6
b jet regression smearing	3.3
b tagging efficiency	3.0
Pileup modeling	2.3
b jet regression scale	2.0
Jet energy resolution	1.5

Table 6. The impact of the dominant systematic uncertainties on the observed signal strength for inclusive Higgs boson production followed by decay to bottom quarks.

- *Pileup modeling*: the number of primary interactions per bunch crossing varies with the instantaneous luminosity during the data-taking operation. In order to match the distribution of pileup in data with that in the simulated samples, weights are applied that are determined by studying minimum-bias data sets. A normalization uncertainty is derived by altering the pileup weights obtained by changing the total inelastic cross section by $\pm 4.6\%$ [64] of its nominal value.
- *Pileup jet identification*: this uncertainty is estimated by comparing the pileup jet identification score [54] in events with a Z boson decaying into a pair of electrons or muons and one balanced jet in data and simulation. The assigned uncertainty depends on p_T and $|\eta|$, and is designed to cover all differences between data and simulation in the distribution.

The impact of the most significant uncertainties is presented in table 6.

8 Results

This analysis is primarily sensitive to the VBF Higgs boson production followed by $H \rightarrow b\bar{b}$ decay. The outcome of the measurement depends on how the contribution from the ggH process is accounted for, and three scenarios are presented that differ in the way this process is treated in the signal extraction procedure. In each scenario, the best fit value of the parameters of interest and their confidence level (CL) intervals are extracted following the procedure described in section 3.2 of ref. [65].

8.1 Measurement of inclusive Higgs boson production

In the measurement of the inclusive Higgs boson production rate, the ggH process is considered as part of the signal. The fit is performed with an unconstrained signal strength modifier $\mu_{Hb\bar{b}}^{\text{incl.}}$ that simultaneously scales the yields of VBF and ggH events in all categories. The parameter $\mu_{Hb\bar{b}}^{\text{incl.}}$ is the product of the inclusive production cross section of the Higgs boson and the

$H \rightarrow b\bar{b}$ branching fraction relative to the SM expectation. In the measurement, we allow the overall normalization of the Z+jets process $\mu_{Zb\bar{b}}$ to vary in an unconstrained manner.

The analytic function used to fit the $m_{b\bar{b}}$ spectrum in the i th category is given by

$$F_i(m_{b\bar{b}}|\vec{\theta}) = N_i^{\text{QCD}} F_i^{\text{QCD}}(m_{b\bar{b}}|\vec{\alpha}_i) + \mu_{Zb\bar{b}} N_i^{Zb\bar{b}}(\vec{\theta}) F_i^{Zb\bar{b}}(m_{b\bar{b}}|\vec{\theta}_S) + \mu_{Hb\bar{b}}^{\text{incl.}} (N_i^{\text{qqH}}(\vec{\theta}) + N_i^{\text{ggH}}(\vec{\theta})) F_i^{Hb\bar{b}}(m_{b\bar{b}}|\vec{\theta}_S). \quad (8.1)$$

The function includes the following category-dependent components:

- N_i^{QCD} : the normalization of the QCD multijet background extracted from the fit.
- $F_i^{\text{QCD}}(m_{b\bar{b}}|\vec{\alpha}_i)$: analytic parametric function normalized to unity modeling the shape of the QCD multijet background. The parameters $\vec{\alpha}_i$ of the function are obtained from the fit. The types of functions used to model the QCD multijet background are discussed in section 6.4.
- $N_i^{\text{qqH,ggH,Zb}\bar{b}}(\vec{\theta})$: predicted yields of the VBF, ggH, and Z+jets processes; these yields depend on the nuisance parameters $\vec{\theta}$ that incorporate systematic uncertainties in the fit.
- $F_i^{Hb\bar{b},Zb\bar{b}}(m_{b\bar{b}}|\vec{\theta}_S)$: analytic functions normalized to unity modeling the shape of the $m_{b\bar{b}}$ distribution in the samples of $H \rightarrow b\bar{b}$ and $Z \rightarrow b\bar{b}$ decays. The parameters of the analytic functions, described in section 6.4, are influenced by the nuisance parameters $\vec{\theta}_S$ associated with the uncertainties in the scale and resolution of the b jet energy regression.

The measurement of the inclusive Higgs boson production yields the best fit values as

$$\mu_{Hb\bar{b}}^{\text{incl.}} = 0.99_{-0.20}^{+0.32} (\text{syst}) \pm 0.36 (\text{stat}), \quad \text{and} \\ \mu_{Zb\bar{b}} = 0.96 \pm 0.21 (\text{syst}) \pm 0.23 (\text{stat}).$$

The $H \rightarrow b\bar{b}$ signal, including contributions from the VBF and ggH processes, is observed with a statistical significance of 2.6σ , compared to the expected significance of 2.9σ . The sensitivity of the measurement is driven by the **Tight** categories, while the **Loose** categories constrain the Z+jets background. The expected uncertainty in $\mu_{Hb\bar{b}}^{\text{incl.}}$ is determined from the fit to the Asimov dataset [66], where cross sections of the Z and Higgs boson production are set to the values predicted by the SM, whereas parameters of pdfs describing the continuum background, are set to the values obtained from fits to sideband regions. The expected systematic and statistical uncertainties are both found to be about 10% smaller than the respective observed ones. As a consequence, the expected significance is about 10% higher than the observed one, despite the central observed value of $\mu_{Hb\bar{b}}^{\text{incl.}}$ being close to unity. The linear correlation coefficient between $\mu_{Hb\bar{b}}^{\text{incl.}}$ and $\mu_{Zb\bar{b}}$ is found to be 0.37. In the fit, yields of $H \rightarrow b\bar{b}$ and $Z \rightarrow b\bar{b}$ events are both anti-correlated with the yield of a large continuum background. Hence, a positive correlation between $\mu_{Hb\bar{b}}^{\text{incl.}}$ and $\mu_{Zb\bar{b}}$ is expected and confirmed by the fit result.

Figures 6 and 7 show the results of the fit in the **Tight 2016** and **Tight 2018** categories, and figure 8 is for the **Loose 2016 Z2** and **Loose 2018 Z2** categories. In these figures, χ^2 quantifies the consistency of the $m_{b\bar{b}}$ distribution observed in data with the fitted parametric

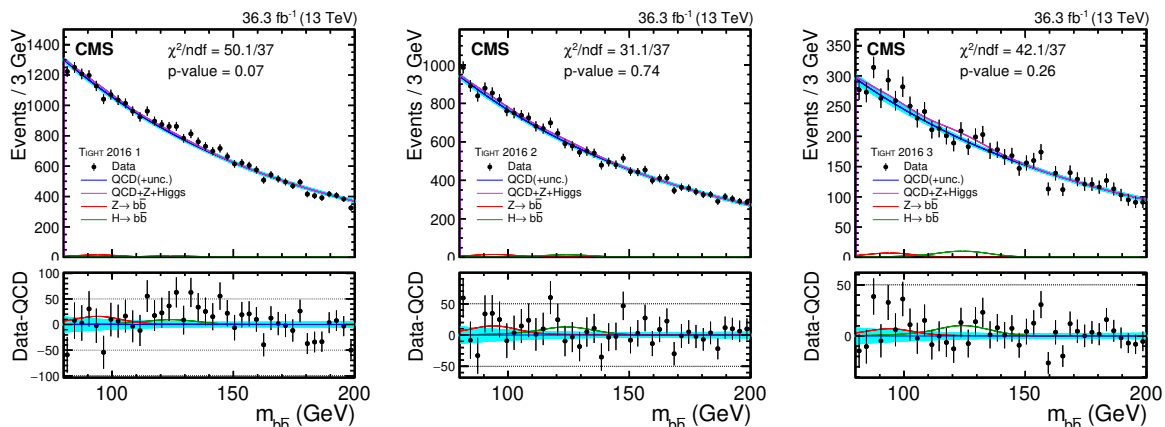


Figure 6. The $m_{b\bar{b}}$ distributions in three event categories: Tight 2016 1 (left), Tight 2016 2 (center), and Tight 2016 3 (right). The black points indicate data, the blue solid curve corresponds to the fitted nonresonant component of the background, dominated by QCD multijet events, and the shaded (cyan) band represents the $\pm 1\sigma$ uncertainty band. The total signal-plus-background model includes contributions from $Z \rightarrow b\bar{b}$, $H \rightarrow b\bar{b}$, and the nonresonant component; it is represented by the magenta curve. The lower panel compares the distribution of the data after subtracting the nonresonant component with the resonant contributions of the $Z \rightarrow b\bar{b}$ background (red curve) and $H \rightarrow b\bar{b}$ signal (green curve).

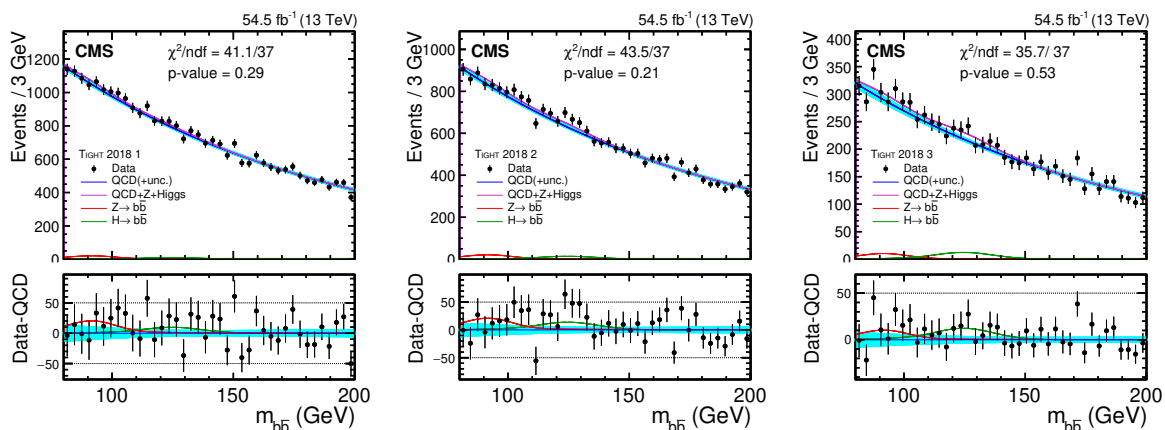


Figure 7. The $m_{b\bar{b}}$ distributions in three event categories: Tight 2018 1 (left), Tight 2018 2 (center), and Tight 2018 3 (right). A complete description is given in figure 6.

analytic function, ndf is the number of degrees of freedom in the fit, and the p -value is defined as the probability of observing the χ^2 value larger than the actual one.

Figure 9 shows the $m_{b\bar{b}}$ spectrum combining all 18 analysis categories. Each category enters the combination with a weight $S/(S + B)$, where S is the total $H \rightarrow b\bar{b}$ signal yield (VBF and ggH contributions) and B is the total background yield including QCD multijet and Z +jets processes obtained in a given category from the combined fit. The yields are computed by integrating the $m_{b\bar{b}}$ distribution over the entire fitted range of 80–200 GeV. The distribution in data is compared with the fitted background-only model and the signal-plus-background model.

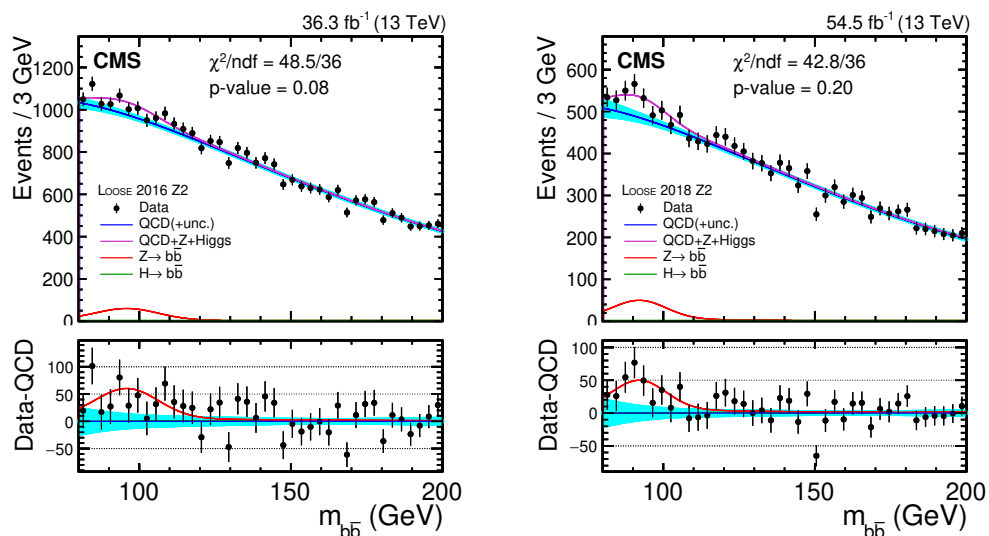


Figure 8. The $m_{b\bar{b}}$ distributions in two event categories: Loose 2016 Z2 (left) and Loose 2018 Z2 (right). A complete description is given in figure 6.

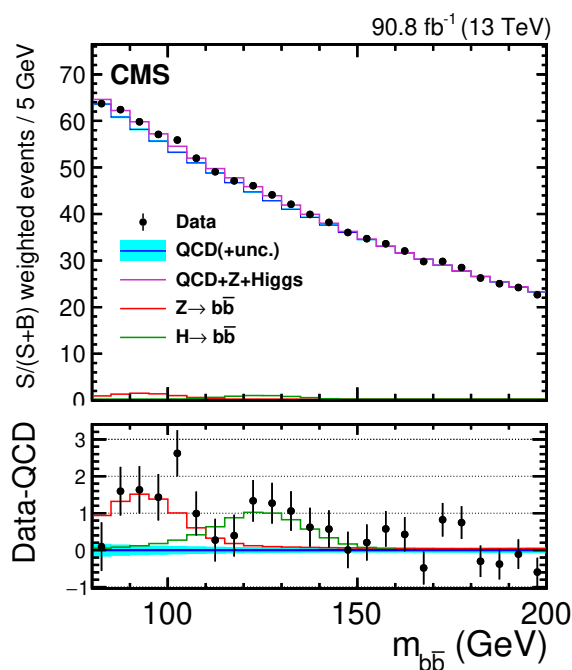


Figure 9. The $m_{b\bar{b}}$ distribution after weighted combination of all categories in the analysis weighted with $S/(S+B)$. A complete description is given in figure 6.

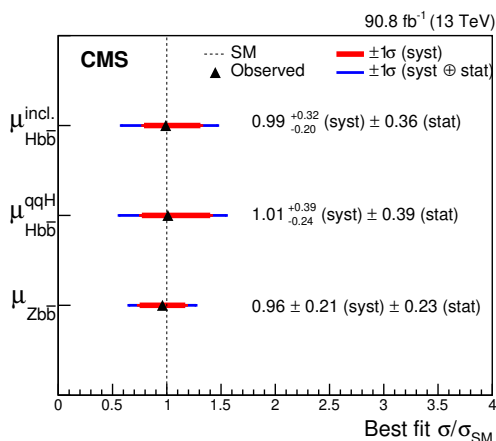


Figure 10. The best fit values of the signal strength modifier for the different processes. The horizontal bars in blue and red colors represent the $\pm 1\sigma$ total uncertainty and its systematic component. The vertical dashed line shows the standard model prediction.

8.2 Measurement of VBF production when ggH production is constrained to SM expectations

The measurement of the exclusive VBF production rate is performed with the contribution from the ggH process constrained within theoretical and experimental uncertainties to the SM expectation. In this case, the analytic function employed to fit the $m_{b\bar{b}}$ spectrum in category i is modified to be

$$\begin{aligned}
 F_i(m_{b\bar{b}}|\vec{\theta}) &= N_i^{\text{QCD}} F_i^{\text{QCD}}(m_{b\bar{b}}|\vec{\alpha}_i) + \mu_{Zb\bar{b}} N_i^{Zb\bar{b}}(\vec{\theta}) F_i^{Zb\bar{b}}(m_{b\bar{b}}|\vec{\theta}_S) \\
 &+ (\mu_{Hb\bar{b}}^{\text{qqH}} N_i^{\text{qqH}}(\vec{\theta}) + N_i^{\text{ggH}}(\vec{\theta})) F_i^{\text{Hb}\bar{b}}(m_{b\bar{b}}|\vec{\theta}_S).
 \end{aligned}
 \tag{8.2}$$

The fit is performed with two unconstrained parameters: the signal strength modifier for the VBF process ($\mu_{Hb\bar{b}}^{\text{qqH}}$) and $\mu_{Zb\bar{b}}$. The measurement yields

$$\begin{aligned}
 \mu_{Hb\bar{b}}^{\text{qqH}} &= 1.01^{+0.39}_{-0.24} (\text{syst}) \pm 0.39 (\text{stat}), \quad \text{and} \\
 \mu_{Zb\bar{b}} &= 0.96 \pm 0.21 (\text{syst}) \pm 0.23 (\text{stat}).
 \end{aligned}$$

The VBF signal is observed with a significance of 2.4σ . The expected significance is 2.7σ . The best fit values of the signal strength modifiers for the different processes are also shown in figure 10.

8.3 Independent measurement of VBF and ggH production

Independent measurement of the VBF and ggH production rates is performed by fitting the $m_{b\bar{b}}$ spectra with three unconstrained parameters, $\mu_{Zb\bar{b}}$, $\mu_{Hb\bar{b}}^{\text{qqH}}$, and $\mu_{Hb\bar{b}}^{\text{ggH}}$, with the last one being the signal strength for the ggH process. In this measurement, the $m_{b\bar{b}}$ spectrum in the i th category is fitted with the function

$$\begin{aligned}
 F_i(m_{b\bar{b}}|\vec{\theta}) &= N_i^{\text{QCD}} F_i^{\text{QCD}}(m_{b\bar{b}}|\vec{\alpha}_i) + \mu_{Zb\bar{b}} N_i^{Zb\bar{b}}(\vec{\theta}) F_i^{Zb\bar{b}}(m_{b\bar{b}}|\vec{\theta}_S) \\
 &+ (\mu_{Hb\bar{b}}^{\text{qqH}} N_i^{\text{qqH}}(\vec{\theta}) + \mu_{Hb\bar{b}}^{\text{ggH}} N_i^{\text{ggH}}(\vec{\theta})) F_i^{\text{Hb}\bar{b}}(m_{b\bar{b}}|\vec{\theta}_S).
 \end{aligned}
 \tag{8.3}$$

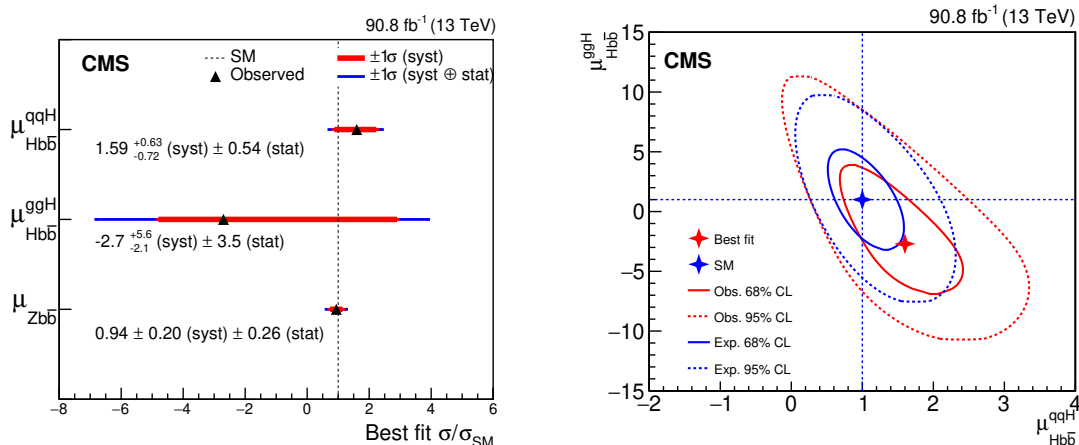


Figure 11. The best fit values of the signal strength modifier for the different processes, the horizontal bars in blue and red colors represent the $\pm 1\sigma$ total uncertainty and its systematic component and the vertical dashed line shows the SM prediction (left). The two-dimensional likelihood scan of $\mu_{Hb\bar{b}}^{qqH}$ and $\mu_{Hb\bar{b}}^{ggH}$, the red (blue) solid and dashed lines correspond to the observed (expected) 68 and 95% CL contours in the $(\mu_{Hb\bar{b}}^{qqH}, \mu_{Hb\bar{b}}^{ggH})$ plane (right). The SM predicted and observed best fit values are indicated by the blue and red crosses.

The fit yields

$$\begin{aligned} \mu_{Hb\bar{b}}^{qqH} &= 1.59_{-0.72}^{+0.63} (\text{syst}) \pm 0.54 (\text{stat}), \\ \mu_{Hb\bar{b}}^{ggH} &= -2.7_{-2.1}^{+5.6} (\text{syst}) \pm 3.5 (\text{stat}), \quad \text{and} \\ \mu_{Zb\bar{b}} &= 0.94 \pm 0.20 (\text{syst}) \pm 0.26 (\text{stat}). \end{aligned}$$

The best fit values of the signal strength modifiers for the different processes are shown in figure 11 (left). The negative best fit value for the signal strength modifier of the ggH process, i.e., $\mu_{Hb\bar{b}}^{ggH}$, is caused by deficit of the data, compared to the expected yields from the background processes only for $m_{b\bar{b}}$ between 100 and 150 GeV, observed in some of the event categories targeting the ggH or Z+jets processes. A two-dimensional likelihood scan of $\mu_{Hb\bar{b}}^{qqH}$ and $\mu_{Hb\bar{b}}^{ggH}$ presented in figure 11 (right), shows that the measured value of $\mu_{Hb\bar{b}}^{ggH}$ is consistent with the SM prediction within 1σ . Because of the degeneracy of the $m_{b\bar{b}}$ distribution shapes in the VBF and ggH processes and the nonnegligible contribution from the ggH process in the categories targeting VBF production, $\mu_{Hb\bar{b}}^{qqH}$ and $\mu_{Hb\bar{b}}^{ggH}$ exhibit strong anticorrelation with a linear correlation coefficient of -0.63 . As a consequence, a downward shift in the measured value of $\mu_{Hb\bar{b}}^{ggH}$ causes an upward shift in the measured value of $\mu_{Hb\bar{b}}^{qqH}$.

9 Summary

A measurement of the Higgs boson (H) production via vector boson fusion (VBF) process and its decay to a bottom quark-antiquark pair ($b\bar{b}$) was performed on proton-proton collision data sets collected by the CMS experiment at $\sqrt{s} = 13$ TeV corresponding to a total integrated

luminosity of 90.8 fb^{-1} . The analysis employs boosted decision trees (BDTs) to discriminate the signal against major background processes: QCD-induced multijet production and Z+jets events. The BDTs exploit kinematic properties of the VBF jets, information of the b-tagged jets assigned to the $H \rightarrow b\bar{b}$ decay, and global event shape variables. Based on the BDT response, multiple event categories are introduced, targeting the VBF, gluon-gluon fusion (ggH), and Z+jets processes to achieve a maximum sensitivity for the signal. While the VBF categories have the highest signal-to-background ratio, the Z+jets categories constrain the largest resonant background. The ggH categories enhance the sensitivity to the inclusive production of the Higgs boson in association with two jets.

The VBF Higgs boson production rate has been measured in its decay to bottom quark-antiquark pairs with the ggH contribution constrained within the theoretical and experimental uncertainties to the standard model prediction. The signal strength of the VBF Higgs production, followed by the $H \rightarrow b\bar{b}$ decay, defined as the rate of the signal process relative to the value predicted in the standard model, is measured to be, $\mu_{\text{H}b\bar{b}}^{\text{qqH}} = 1.01_{-0.46}^{+0.55}$. The signal was observed with a significance of 2.4 standard deviations, compared to the expected significance of 2.7 standard deviations. In addition, inclusive Higgs boson production in association with two jets, followed by $H \rightarrow b\bar{b}$ decay, was measured by treating the ggH contribution as part of the signal. The inclusive signal strength was measured to be $\mu_{\text{H}b\bar{b}}^{\text{incl.}} = 0.99_{-0.41}^{+0.48}$, corresponding to an observed (expected) significance of 2.6 (2.9) standard deviations. The measurements are consistent within uncertainties with the prediction from the standard model.

Acknowledgments

We congratulate our colleagues in the CERN accelerator departments for the excellent performance of the LHC and thank the technical and administrative staffs at CERN and at other CMS institutes for their contributions to the success of the CMS effort. In addition, we gratefully acknowledge the computing centers and personnel of the Worldwide LHC Computing Grid and other centers for delivering so effectively the computing infrastructure essential to our analyses. Finally, we acknowledge the enduring support for the construction and operation of the LHC, the CMS detector, and the supporting computing infrastructure provided by the following funding agencies: SC (Armenia), BMBWF and FWF (Austria); FNRS and FWO (Belgium); CNPq, CAPES, FAPERJ, FAPERGS, and FAPESP (Brazil); MES and BNSF (Bulgaria); CERN; CAS, MoST, and NSFC (China); MINCIENCIAS (Colombia); MSES and CSF (Croatia); RIF (Cyprus); SENESCYT (Ecuador); MoER, ERC PUT and ERDF (Estonia); Academy of Finland, MEC, and HIP (Finland); CEA and CNRS/IN2P3 (France); BMBF, DFG, and HGF (Germany); GSRI (Greece); NKFIH (Hungary); DAE and DST (India); IPM (Iran); SFI (Ireland); INFN (Italy); MSIP and NRF (Republic of Korea); MES (Latvia); LAS (Lithuania); MOE and UM (Malaysia); BUAP, CINVESTAV, CONACYT, LNS, SEP, and UASLP-FAI (Mexico); MOS (Montenegro); MBIE (New Zealand); PAEC (Pakistan); MES and NSC (Poland); FCT (Portugal); MESTD (Serbia); MCIN/AEI and PCTI (Spain); MOSTR (Sri Lanka); Swiss Funding Agencies (Switzerland); MST (Taipei); MHESI and NSTDA (Thailand); TUBITAK and TENMAK (Turkey); NASU (Ukraine); STFC (United Kingdom); DOE and NSF (U.S.A.).

Individuals have received support from the Marie-Curie program and the European Research Council and Horizon 2020 Grant, contract Nos. 675440, 724704, 752730, 758316, 765710, 824093, 884104, and COST Action CA16108 (European Union); the Leventis Foundation; the Alfred P. Sloan Foundation; the Alexander von Humboldt Foundation; the Science Committee, project no. 22rl-037 (Armenia); the Belgian Federal Science Policy Office; the Fonds pour la Formation à la Recherche dans l’Industrie et dans l’Agriculture (FRIA-Belgium); the Agentschap voor Innovatie door Wetenschap en Technologie (IWT-Belgium); the F.R.S.-FNRS and FWO (Belgium) under the “Excellence of Science — EOS” — be.h project n. 30820817; the Beijing Municipal Science & Technology Commission, No. Z191100007219010; the Ministry of Education, Youth and Sports (MEYS) of the Czech Republic; the Shota Rustaveli National Science Foundation, grant FR-22-985 (Georgia); the Deutsche Forschungsgemeinschaft (DFG), under Germany’s Excellence Strategy — EXC 2121 “Quantum Universe” — 390833306, and under project number 400140256 — GRK2497; the Hellenic Foundation for Research and Innovation (HFRI), Project Number 2288 (Greece); the Hungarian Academy of Sciences, the New National Excellence Program — ÚNKP, the NKFIH research grants K 124845, K 124850, K 128713, K 128786, K 129058, K 131991, K 133046, K 138136, K 143460, K 143477, 2020-2.2.1-ED-2021-00181, and TKP2021-NKTA-64 (Hungary); the Council of Science and Industrial Research, India; the Latvian Council of Science; the Ministry of Education and Science, project no. 2022/WK/14, and the National Science Center, contracts Opus 2021/41/B/ST2/01369 and 2021/43/B/ST2/01552 (Poland); the Fundação para a Ciência e a Tecnologia, grant CEECIND/01334/2018 (Portugal); the National Priorities Research Program by Qatar National Research Fund; MCIN/AEI/10.13039/501100011033, ERDF “a way of making Europe”, and the Programa Estatal de Fomento de la Investigación Científica y Técnica de Excelencia María de Maeztu, grant MDM-2017-0765 and Programa Severo Ochoa del Principado de Asturias (Spain); the Chulalongkorn Academic into Its 2nd Century Project Advancement Project, and the National Science, Research and Innovation Fund via the Program Management Unit for Human Resources & Institutional Development, Research and Innovation, grant B05F650021 (Thailand); the Kavli Foundation; the Nvidia Corporation; the SuperMicro Corporation; the Welch Foundation, contract C-1845; and the Weston Havens Foundation (U.S.A.).

Open Access. This article is distributed under the terms of the Creative Commons Attribution License ([CC-BY4.0](https://creativecommons.org/licenses/by/4.0/)), which permits any use, distribution and reproduction in any medium, provided the original author(s) and source are credited.

References

- [1] ATLAS collaboration, *Observation of a new particle in the search for the Standard Model Higgs boson with the ATLAS detector at the LHC*, *Phys. Lett. B* **716** (2012) 1 [[arXiv:1207.7214](https://arxiv.org/abs/1207.7214)] [[INSPIRE](#)].
- [2] CMS collaboration, *Observation of a new boson at a mass of 125 GeV with the CMS experiment at the LHC*, *Phys. Lett. B* **716** (2012) 30 [[arXiv:1207.7235](https://arxiv.org/abs/1207.7235)] [[INSPIRE](#)].
- [3] CMS collaboration, *Observation of a new boson with mass near 125 GeV in pp collisions at $\sqrt{s} = 7$ and 8 TeV*, *JHEP* **06** (2013) 081 [[arXiv:1303.4571](https://arxiv.org/abs/1303.4571)] [[INSPIRE](#)].

- [4] F. Englert and R. Brout, *Broken symmetry and the mass of gauge vector mesons*, *Phys. Rev. Lett.* **13** (1964) 321 [INSPIRE].
- [5] P.W. Higgs, *Broken symmetries, massless particles and gauge fields*, *Phys. Lett.* **12** (1964) 132 [INSPIRE].
- [6] P.W. Higgs, *Broken symmetries and the masses of gauge bosons*, *Phys. Rev. Lett.* **13** (1964) 508 [INSPIRE].
- [7] G.S. Guralnik, C.R. Hagen and T.W.B. Kibble, *Global conservation laws and massless particles*, *Phys. Rev. Lett.* **13** (1964) 585 [INSPIRE].
- [8] P.W. Higgs, *Spontaneous symmetry breakdown without massless bosons*, *Phys. Rev.* **145** (1966) 1156 [INSPIRE].
- [9] T.W.B. Kibble, *Symmetry breaking in non-Abelian gauge theories*, *Phys. Rev.* **155** (1967) 1554 [INSPIRE].
- [10] A. Djouadi, J. Kalinowski and M. Spira, *HDECAY: a program for Higgs boson decays in the Standard Model and its supersymmetric extension*, *Comput. Phys. Commun.* **108** (1998) 56 [hep-ph/9704448] [INSPIRE].
- [11] LHC HIGGS CROSS SECTION WORKING GROUP collaboration, *Handbook of LHC Higgs cross sections: 4. Deciphering the nature of the Higgs sector*, [arXiv:1610.07922](https://arxiv.org/abs/1610.07922) [DOI:10.23731/CYRM-2017-002] [INSPIRE].
- [12] ATLAS collaboration, *Constraints on Higgs boson production with large transverse momentum using $H \rightarrow b\bar{b}$ decays in the ATLAS detector*, *Phys. Rev. D* **105** (2022) 092003 [arXiv:2111.08340] [INSPIRE].
- [13] CMS collaboration, *Inclusive search for highly boosted Higgs bosons decaying to bottom quark-antiquark pairs in proton-proton collisions at $\sqrt{s} = 13$ TeV*, *JHEP* **12** (2020) 085 [arXiv:2006.13251] [INSPIRE].
- [14] ATLAS collaboration, *Measurements of WH and ZH production in the $H \rightarrow b\bar{b}$ decay channel in pp collisions at 13 TeV with the ATLAS detector*, *Eur. Phys. J. C* **81** (2021) 178 [arXiv:2007.02873] [INSPIRE].
- [15] CMS collaboration, *Observation of Higgs boson decay to bottom quarks*, *Phys. Rev. Lett.* **121** (2018) 121801 [arXiv:1808.08242] [INSPIRE].
- [16] ATLAS collaboration, *Measurement of Higgs boson decay into b-quarks in associated production with a top-quark pair in pp collisions at $\sqrt{s} = 13$ TeV with the ATLAS detector*, *JHEP* **06** (2022) 097 [arXiv:2111.06712] [INSPIRE].
- [17] CMS collaboration, *Measurement of the $t\bar{t}H$ and tH production rates in the $H \rightarrow b\bar{b}$ decay channel with 138 fb^{-1} of proton-proton collision data at $\sqrt{s} = 13$ TeV*, CMS-PAS-HIG-19-011, CERN, Geneva, Switzerland (2023).
- [18] F. Maltoni, K. Mawatari and M. Zaro, *Higgs characterisation via vector-boson fusion and associated production: NLO and parton-shower effects*, *Eur. Phys. J. C* **74** (2014) 2710 [arXiv:1311.1829] [INSPIRE].
- [19] CMS collaboration, *Search for the Standard Model Higgs boson produced through vector boson fusion and decaying to $b\bar{b}$* , *Phys. Rev. D* **92** (2015) 032008 [arXiv:1506.01010] [INSPIRE].
- [20] ATLAS collaboration, *Measurements of Higgs bosons decaying to bottom quarks from vector boson fusion production with the ATLAS experiment at $\sqrt{s} = 13$ TeV*, *Eur. Phys. J. C* **81** (2021) 537 [arXiv:2011.08280] [INSPIRE].


- [21] *HEPData record for this analysis*, CMS-HIG-22-009, CERN, Geneva, Switzerland (2023) [[DOI:10.17182/HEPDATA.142036](https://doi.org/10.17182/HEPDATA.142036)].
- [22] CMS collaboration, *The CMS trigger system*, 2017 *JINST* **12** P01020 [[arXiv:1609.02366](https://arxiv.org/abs/1609.02366)] [[INSPIRE](#)].
- [23] CMS TRIGGER and DATA ACQUISITION GROUP collaborations, *The CMS high level trigger*, *Eur. Phys. J. C* **46** (2006) 605 [[hep-ex/0512077](https://arxiv.org/abs/hep-ex/0512077)] [[INSPIRE](#)].
- [24] CMS collaboration, *The CMS experiment at the CERN LHC*, 2008 *JINST* **3** S08004 [[INSPIRE](#)].
- [25] CMS collaboration, *Particle-flow reconstruction and global event description with the CMS detector*, 2017 *JINST* **12** P10003 [[arXiv:1706.04965](https://arxiv.org/abs/1706.04965)] [[INSPIRE](#)].
- [26] M. Cacciari, G.P. Salam and G. Soyez, *The anti- k_t jet clustering algorithm*, *JHEP* **04** (2008) 063 [[arXiv:0802.1189](https://arxiv.org/abs/0802.1189)] [[INSPIRE](#)].
- [27] M. Cacciari, G.P. Salam and G. Soyez, *FastJet user manual*, *Eur. Phys. J. C* **72** (2012) 1896 [[arXiv:1111.6097](https://arxiv.org/abs/1111.6097)] [[INSPIRE](#)].
- [28] CMS collaboration, *Jet energy scale and resolution in the CMS experiment in pp collisions at 8 TeV*, 2017 *JINST* **12** P02014 [[arXiv:1607.03663](https://arxiv.org/abs/1607.03663)] [[INSPIRE](#)].
- [29] CMS collaboration, *Identification of b-quark jets with the CMS experiment*, 2013 *JINST* **8** P04013 [[arXiv:1211.4462](https://arxiv.org/abs/1211.4462)] [[INSPIRE](#)].
- [30] CMS collaboration, *Identification of heavy-flavour jets with the CMS detector in pp collisions at 13 TeV*, 2018 *JINST* **13** P05011 [[arXiv:1712.07158](https://arxiv.org/abs/1712.07158)] [[INSPIRE](#)].
- [31] E. Bols et al., *Jet flavour classification using DeepJet*, 2020 *JINST* **15** P12012 [[arXiv:2008.10519](https://arxiv.org/abs/2008.10519)] [[INSPIRE](#)].
- [32] CMS collaboration, *Performance of the DeepJet b tagging algorithm using 41.9 fb^{-1} of data from proton-proton collisions at 13 TeV with phase 1 CMS detector*, CMS-DP-2018-058, CERN, Geneva, Switzerland(2018).
- [33] P. Nason, *A new method for combining NLO QCD with shower Monte Carlo algorithms*, *JHEP* **11** (2004) 040 [[hep-ph/0409146](https://arxiv.org/abs/hep-ph/0409146)] [[INSPIRE](#)].
- [34] S. Frixione, P. Nason and C. Oleari, *Matching NLO QCD computations with parton shower simulations: the POWHEG method*, *JHEP* **11** (2007) 070 [[arXiv:0709.2092](https://arxiv.org/abs/0709.2092)] [[INSPIRE](#)].
- [35] S. Alioli, P. Nason, C. Oleari and E. Re, *A general framework for implementing NLO calculations in shower Monte Carlo programs: the POWHEG BOX*, *JHEP* **06** (2010) 043 [[arXiv:1002.2581](https://arxiv.org/abs/1002.2581)] [[INSPIRE](#)].
- [36] P. Nason and C. Oleari, *NLO Higgs boson production via vector-boson fusion matched with shower in POWHEG*, *JHEP* **02** (2010) 037 [[arXiv:0911.5299](https://arxiv.org/abs/0911.5299)] [[INSPIRE](#)].
- [37] B. Cabouat and T. Sjöstrand, *Some dipole shower studies*, *Eur. Phys. J. C* **78** (2018) 226 [[arXiv:1710.00391](https://arxiv.org/abs/1710.00391)] [[INSPIRE](#)].
- [38] T. Sjöstrand et al., *An introduction to PYTHIA 8.2*, *Comput. Phys. Commun.* **191** (2015) 159 [[arXiv:1410.3012](https://arxiv.org/abs/1410.3012)] [[INSPIRE](#)].
- [39] J. Bellm et al., *Herwig 7.0/Herwig++ 3.0 release note*, *Eur. Phys. J. C* **76** (2016) 196 [[arXiv:1512.01178](https://arxiv.org/abs/1512.01178)] [[INSPIRE](#)].
- [40] G. Luisoni, P. Nason, C. Oleari and F. Tramontano, *$HW^\pm/HZ + 0$ and 1 jet at NLO with the POWHEG BOX interfaced to GoSam and their merging within MiNLO*, *JHEP* **10** (2013) 083 [[arXiv:1306.2542](https://arxiv.org/abs/1306.2542)] [[INSPIRE](#)].

- [41] K. Hamilton, P. Nason, C. Oleari and G. Zanderighi, *Merging $H/W/Z + 0$ and 1 jet at NLO with no merging scale: a path to parton shower + NNLO matching*, *JHEP* **05** (2013) 082 [[arXiv:1212.4504](#)] [[INSPIRE](#)].
- [42] E. Bagnaschi, G. Degrossi, P. Slavich and A. Vicini, *Higgs production via gluon fusion in the POWHEG approach in the SM and in the MSSM*, *JHEP* **02** (2012) 088 [[arXiv:1111.2854](#)] [[INSPIRE](#)].
- [43] R. Frederix and S. Frixione, *Merging meets matching in MC@NLO*, *JHEP* **12** (2012) 061 [[arXiv:1209.6215](#)] [[INSPIRE](#)].
- [44] J. Alwall et al., *The automated computation of tree-level and next-to-leading order differential cross sections, and their matching to parton shower simulations*, *JHEP* **07** (2014) 079 [[arXiv:1405.0301](#)] [[INSPIRE](#)].
- [45] M.L. Mangano, M. Moretti, F. Piccinini and M. Treccani, *Matching matrix elements and shower evolution for top-quark production in hadronic collisions*, *JHEP* **01** (2007) 013 [[hep-ph/0611129](#)] [[INSPIRE](#)].
- [46] J.M. Lindert et al., *Precise predictions for $V + jets$ dark matter backgrounds*, *Eur. Phys. J. C* **77** (2017) 829 [[arXiv:1705.04664](#)] [[INSPIRE](#)].
- [47] S. Alioli, S.-O. Moch and P. Uwer, *Hadronic top-quark pair-production with one jet and parton showering*, *JHEP* **01** (2012) 137 [[arXiv:1110.5251](#)] [[INSPIRE](#)].
- [48] S. Alioli, P. Nason, C. Oleari and E. Re, *NLO single-top production matched with shower in POWHEG: s - and t -channel contributions*, *JHEP* **09** (2009) 111 [Erratum *ibid.* **02** (2010) 011] [[arXiv:0907.4076](#)] [[INSPIRE](#)].
- [49] CMS collaboration, *Extraction and validation of a new set of CMS PYTHIA8 tunes from underlying-event measurements*, *Eur. Phys. J. C* **80** (2020) 4 [[arXiv:1903.12179](#)] [[INSPIRE](#)].
- [50] NNPDF collaboration, *Parton distributions for the LHC run II*, *JHEP* **04** (2015) 040 [[arXiv:1410.8849](#)] [[INSPIRE](#)].
- [51] NNPDF collaboration, *Parton distributions from high-precision collider data*, *Eur. Phys. J. C* **77** (2017) 663 [[arXiv:1706.00428](#)] [[INSPIRE](#)].
- [52] GEANT4 collaboration, *GEANT4 — a simulation toolkit*, *Nucl. Instrum. Meth. A* **506** (2003) 250 [[INSPIRE](#)].
- [53] CMS collaboration, *Measurement of the inclusive W and Z production cross sections in pp collisions at $\sqrt{s} = 7$ TeV*, *JHEP* **10** (2011) 132 [[arXiv:1107.4789](#)] [[INSPIRE](#)].
- [54] CMS collaboration, *Pileup mitigation at CMS in 13 TeV data*, 2020 *JINST* **15** P09018 [[arXiv:2003.00503](#)] [[INSPIRE](#)].
- [55] CMS collaboration, *A deep neural network for simultaneous estimation of b jet energy and resolution*, *Comput. Softw. Big Sci.* **4** (2020) 10 [[arXiv:1912.06046](#)] [[INSPIRE](#)].
- [56] M. Oreglia, *A study of the reactions $\psi' \rightarrow \gamma\gamma\psi$* , Ph.D. thesis, Stanford University, Stanford, CA, U.S.A. (1980) [[INSPIRE](#)].
- [57] P. Speckmayer, A. Hocker, J. Stelzer and H. Voss, *The toolkit for multivariate data analysis, TMVA 4*, *J. Phys. Conf. Ser.* **219** (2010) 032057 [[INSPIRE](#)].
- [58] CMS collaboration, *Performance of quark/gluon discrimination in 8 TeV pp data*, CMS-PAS-JME-13-002, CERN, Geneva, Switzerland (2013).
- [59] CMS collaboration, *Jet algorithms performance in 13 TeV data*, CMS-PAS-JME-16-003, CERN, Geneva, Switzerland (2017).




















- [60] THEATLAS et al. collaborations, *Procedure for the LHC Higgs boson search combination in Summer 2011*, [CMS-NOTE-2011-005](#), CERN, Geneva, Switzerland (2011).
- [61] R.A. Fisher, *On the interpretation of χ^2 from contingency tables, and the calculation of P*, *J. Roy. Stat. Soc.* **85** (1922) 87.
- [62] CMS collaboration, *Precision luminosity measurement in proton-proton collisions at $\sqrt{s} = 13$ TeV in 2015 and 2016 at CMS*, *Eur. Phys. J. C* **81** (2021) 800 [[arXiv:2104.01927](#)] [[INSPIRE](#)].
- [63] CMS collaboration, *CMS luminosity measurement for the 2018 data-taking period at $\sqrt{s} = 13$ TeV*, [CMS-PAS-LUM-18-002](#), CERN, Geneva, Switzerland (2019).
- [64] CMS collaboration, *Measurement of the inelastic proton-proton cross section at $\sqrt{s} = 13$ TeV*, *JHEP* **07** (2018) 161 [[arXiv:1802.02613](#)] [[INSPIRE](#)].
- [65] CMS collaboration, *Precise determination of the mass of the Higgs boson and tests of compatibility of its couplings with the Standard Model predictions using proton collisions at 7 and 8 TeV*, *Eur. Phys. J. C* **75** (2015) 212 [[arXiv:1412.8662](#)] [[INSPIRE](#)].
- [66] G. Cowan, K. Cranmer, E. Gross and O. Vitells, *Asymptotic formulae for likelihood-based tests of new physics*, *Eur. Phys. J. C* **71** (2011) 1554 [*Erratum ibid.* **73** (2013) 2501] [[arXiv:1007.1727](#)] [[INSPIRE](#)].

The CMS collaboration

Yerevan Physics Institute, Yerevan, Armenia

A. Hayrapetyan, A. Tumasyan ¹
















Institut für Hochenergiephysik, Vienna, Austria

W. Adam , J.W. Andrejkovic, T. Bergauer , S. Chatterjee , K. Damanakis , M. Dragicevic ,
A. Escalante Del Valle , P.S. Hussain , M. Jeitler ², N. Krammer , L. Lechner , D. Liko ,
I. Mikulec , J. Schieck ², R. Schöfbeck , D. Schwarz , M. Sonawane , S. Templ ,
W. Waltenberger , C.-E. Wulz ²















Universiteit Antwerpen, Antwerpen, Belgium

M.R. Darwish ³, T. Janssen , T. Kello ⁴, P. Van Mechelen 








Vrije Universiteit Brussel, Brussel, Belgium

E.S. Bols , J. D'Hondt , S. Dansana , A. De Moor , M. Delcourt , H. El Faham ,
S. Lowette , I. Makarenko , A. Morton , D. Müller , A.R. Sahasransu , S. Tavernier ,
M. Tytgat ⁵, S. Van Putte , D. Vannerom 















Université Libre de Bruxelles, Bruxelles, Belgium

B. Clerbaux , G. De Lentdecker , L. Favart , D. Hohov , J. Jaramillo , A. Khalilzadeh,
K. Lee , M. Mahdavihorrani , A. Malara , S. Paredes , L. Pétré , N. Postiau, L. Thomas ,
M. Vanden Bemden , C. Vander Velde , P. Vanlaer 

Ghent University, Ghent, Belgium

M. De Coen , D. Dobur , J. Knolle , L. Lambrecht , G. Mestdach, C. Rendón, A. Samalan,
K. Skovpen , N. Van Den Bossche , B. Vermassen, L. Wezenbeek 




















Université Catholique de Louvain, Louvain-la-Neuve, Belgium

A. Benecke , G. Bruno , F. Bury , C. Caputo , C. Delaere , I.S. Donertas , A. Giammanco ,
K. Jaffel , Sa. Jain , V. Lemaitre, J. Lidrych , P. Mastrapasqua , K. Mondal , T.T. Tran ,
S. Wertz 









Centro Brasileiro de Pesquisas Fisicas, Rio de Janeiro, Brazil

G.A. Alves , E. Coelho , C. Hensel , A. Moraes , P. Rebello Teles 







Universidade do Estado do Rio de Janeiro, Rio de Janeiro, Brazil

W.L. Aldá Júnior , M. Alves Gallo Pereira , M. Barroso Ferreira Filho ,
H. Brandao Malbouisson , W. Carvalho , J. Chinellato⁶, E.M. Da Costa , G.G. Da Silveira ⁷,
D. De Jesus Damiao , S. Fonseca De Souza , J. Martins ⁸, C. Mora Herrera ,
K. Mota Amarilo , L. Mundim , H. Nogima , A. Santoro , S.M. Silva Do Amaral ,
A. Sznajder , M. Thiel , A. Vilela Pereira 

Universidade Estadual Paulista, Universidade Federal do ABC, São Paulo, Brazil

C.A. Bernardes ⁷, L. Calligaris , T.R. Fernandez Perez Tomei , E.M. Gregores ,
P.G. Mercadante , S.F. Novaes , B. Orzari , Sandra S. Padula 

Institute for Nuclear Research and Nuclear Energy, Bulgarian Academy of Sciences, Sofia, Bulgaria

A. Aleksandrov , G. Antchev , R. Hadjiiska , P. Iaydjiev , M. Misheva , M. Shopova , G. Sultanov 




University of Sofia, Sofia, Bulgaria

A. Dimitrov , T. Ivanov , L. Litov , B. Pavlov , P. Petkov , A. Petrov , E. Shumka 


Instituto De Alta Investigación, Universidad de Tarapacá, Casilla 7 D, Arica, Chile

S. Keshri , S. Thakur 













Beihang University, Beijing, China

T. Cheng , Q. Guo, T. Javaid , M. Mittal , L. Yuan 









Department of Physics, Tsinghua University, Beijing, China

G. Bauer⁹, Z. Hu , K. Yi ^{9,10}

Institute of High Energy Physics, Beijing, China

G.M. Chen ¹¹, H.S. Chen ¹¹, M. Chen ¹¹, F. Iemmi , C.H. Jiang, A. Kapoor , H. Liao , Z.-A. Liu ¹², F. Monti , R. Sharma , J.N. Song¹², J. Tao , J. Wang , H. Zhang 


State Key Laboratory of Nuclear Physics and Technology, Peking University, Beijing, China

A. Agapitos , Y. Ban , A. Levin , C. Li , Q. Li , X. Lyu, Y. Mao, S.J. Qian , X. Sun , D. Wang , H. Yang




Sun Yat-Sen University, Guangzhou, China

M. Lu , Z. You 

University of Science and Technology of China, Hefei, China

N. Lu 

Institute of Modern Physics and Key Laboratory of Nuclear Physics and Ion-beam Application (MOE) — Fudan University, Shanghai, China

X. Gao ⁴, D. Leggat, H. Okawa , Y. Zhang 

Zhejiang University, Hangzhou, Zhejiang, China

Z. Lin , C. Lu , M. Xiao 

Universidad de Los Andes, Bogota, Colombia

C. Avila , D.A. Barbosa Trujillo, A. Cabrera , C. Florez , J. Fraga , J.A. Reyes Vega

Universidad de Antioquia, Medellin, Colombia

J. Mejia Guisao , F. Ramirez , M. Rodriguez , J.D. Ruiz Alvarez 

University of Split, Faculty of Electrical Engineering, Mechanical Engineering and Naval Architecture, Split, Croatia

D. Giljanovic , N. Godinovic , D. Lelas , A. Sculac 









University of Split, Faculty of Science, Split, Croatia

M. Kovac , T. Sculac 

Institute Rudjer Boskovic, Zagreb, Croatia

P. Bargassa , V. Brigljevic , B.K. Chitroda , D. Ferencek , S. Mishra , A. Starodumov ¹³, T. Susa 

University of Cyprus, Nicosia, Cyprus

A. Attikis , K. Christoforou , S. Konstantinou , J. Mousa , C. Nicolaou, F. Ptochos , P.A. Razis , H. Rykaczewski, H. Saka , A. Stepenov 

Charles University, Prague, Czech Republic

M. Finger , M. Finger Jr. , A. Kveton 


Escuela Politecnica Nacional, Quito, Ecuador

E. Ayala 

Universidad San Francisco de Quito, Quito, Ecuador

E. Carrera Jarrin 









Academy of Scientific Research and Technology of the Arab Republic of Egypt, Egyptian Network of High Energy Physics, Cairo, Egypt

H. Abdalla ¹⁴, Y. Assran^{15,16}

Center for High Energy Physics (CHEP-FU), Fayoum University, El-Fayoum, Egypt

M. Abdullah Al-Mashad , M.A. Mahmoud 

















National Institute of Chemical Physics and Biophysics, Tallinn, Estonia

K. Ehataht , M. Kadastik, T. Lange , S. Nandan , C. Nielsen , J. Pata , M. Raidal , L. Tani , C. Veelken 

Department of Physics, University of Helsinki, Helsinki, Finland

H. Kirschenmann , K. Osterberg , M. Voutilainen 
















Helsinki Institute of Physics, Helsinki, Finland

S. Bharthuar , E. Brücken , F. Garcia , J. Havukainen , K.T.S. Kallonen , M.S. Kim , R. Kinnunen, T. Lampén , K. Lassila-Perini , S. Lehti , T. Lindén , M. Lotti, L. Martikainen , M. Myllymäki , M.m. Rantanen , H. Siikonen , E. Tuominen , J. Tuominiemi 





























Lappeenranta-Lahti University of Technology, Lappeenranta, Finland

P. Luukka , H. Petrow , T. Tuuva[†]











IRFU, CEA, Université Paris-Saclay, Gif-sur-Yvette, France

C. Amendola , M. Besancon , F. Couderc , M. Dejardin , D. Denegri, J.L. Faure, F. Ferri ,
S. Ganjour , P. Gras , G. Hamel de Monchenault , V. Lohezic , J. Malcles , J. Rander,
A. Rosowsky , M.Ö. Sahin , A. Savoy-Navarro ¹⁷, P. Simkina , M. Titov 


















Laboratoire Leprince-Ringuet, CNRS/IN2P3, Ecole Polytechnique, Institut Polytechnique de Paris, Palaiseau, France

C. Baldenegro Barrera , F. Beaudette , A. Buchot Perraguin , P. Busson , A. Cappati ,
C. Charlot , F. Damas , O. Davignon , B. Diab , G. Falmagne , B.A. Fontana Santos Alves ,
S. Ghosh , R. Granier de Cassagnac , A. Hakimi , B. Harikrishnan , G. Liu , J. Motta ,
M. Nguyen , C. Ochando , L. Portales , R. Salerno , U. Sarkar , J.B. Sauvan , Y. Sirois ,
A. Tarabini , E. Vernazza , A. Zabi , A. Zghiche 




Université de Strasbourg, CNRS, IPHC UMR 7178, Strasbourg, France

J.-L. Agram ¹⁸, J. Andrea , D. Apparu , D. Bloch , J.-M. Brom , E.C. Chabert ,
C. Collard , U. Goerlach , C. Grimault, A.-C. Le Bihan , P. Van Hove 

Institut de Physique des 2 Infinis de Lyon (IP2I), Villeurbanne, France

S. Beauceron , B. Blancon , G. Boudoul , N. Chanon , J. Choi , D. Contardo , P. Depasse ,
C. Dozen ¹⁹, H. El Mamouni, J. Fay , S. Gascon , M. Gouzevitch , C. Greenberg, G. Grenier ,
B. Ille , I.B. Laktineh, M. Lethuillier , L. Mirabito, S. Perries, M. Vander Donckt , P. Verdier ,
J. Xiao 


























Georgian Technical University, Tbilisi, Georgia

A. Khvedelidze ¹³, I. Lomidze , Z. Tsamalaidze ¹³










RWTH Aachen University, I. Physikalisches Institut, Aachen, Germany

V. Botta , L. Feld , K. Klein , M. Lipinski , D. Meuser , A. Pauls , N. Röwert ,
M. Teroerde 




















RWTH Aachen University, III. Physikalisches Institut A, Aachen, Germany

S. Diekmann , A. Dodonova , N. Eich , D. Eliseev , M. Erdmann , P. Fackeldey ,
B. Fischer , T. Hebbeker , K. Hoepfner , F. Ivone , M.y. Lee , L. Mastrolorenzo,
M. Merschmeyer , A. Meyer , S. Mondal , S. Mukherjee , D. Noll , A. Novak , F. Nowotny,
A. Pozdnyakov , Y. Rath, W. Redjeb , F. Rehm, H. Reithler , A. Schmidt , S.C. Schuler,
A. Sharma , A. Stein , F. Torres Da Silva De Araujo ²⁰, L. Vigilante, S. Wiedenbeck , S. Zaleski

RWTH Aachen University, III. Physikalisches Institut B, Aachen, Germany











































C. Dziwok , G. Flügge , W. Haj Ahmad ²¹, T. Kress , A. Nowack , O. Pooth , A. Stahl ,
T. Ziemons , A. Zotz 

Deutsches Elektronen-Synchrotron, Hamburg, Germany






























H. Aarup Petersen , M. Aldaya Martin , J. Alimena , S. Amoroso, Y. An , S. Baxter ,
M. Bayatmakou , H. Becerril Gonzalez , O. Behnke , S. Bhattacharya , F. Blekman ²²,
K. Borrás ²³, D. Brunner , A. Campbell , A. Cardini , C. Cheng, F. Colombina ,
S. Consuegra Rodríguez , G. Correia Silva , M. De Silva , G. Eckerlin, D. Eckstein 

L.I. Estevez Banos , O. Filatov , E. Gallo ²², A. Geiser , A. Giraldi , G. Greau,
 V. Guglielmi , M. Guthoff , A. Jafari ²⁴, N.Z. Jomhari , B. Kaech , M. Kasemann ,
 H. Kaveh , C. Kleinwort , R. Kogler , M. Komm , D. Krücker , W. Lange, D. Leyva Pernia ,
 K. Lipka ²⁵, W. Lohmann ²⁶, R. Mankel , I.-A. Melzer-Pellmann , M. Mendizabal Morentin ,
 J. Metwally, A.B. Meyer , G. Milella , M. Mormile , A. Mussgiller , A. Nürnberg , Y. Otari,
 D. Pérez Adán , E. Ranken , A. Raspereza , B. Ribeiro Lopes , J. Rübenach, A. Saggio ,
 M. Scham ^{27,23}, V. Scheurer, S. Schnake ²³, P. Schütze , C. Schwanenberger ²²,
 M. Shchedrolosiev , R.E. Sosa Ricardo , L.P. Sreelatha Pramod , D. Stafford, F. Vazzoler ,
 A. Ventura Barroso , R. Walsh , Q. Wang , Y. Wen , K. Wichmann, L. Wiens ²³,
 C. Wissing , S. Wuchterl , Y. Yang , A. Zimmermann Castro Santos 

University of Hamburg, Hamburg, Germany

A. Albrecht , S. Albrecht , M. Antonello , S. Bein , L. Benato , M. Bonanomi , P. Connor ,
 K. De Leo , M. Eich, K. El Morabit , Y. Fischer , A. Fröhlich, C. Garbers , E. Garutti ,
 A. Grohsjean , M. Hajheidari, J. Haller , A. Hinzmann , H.R. Jabusch , G. Kasieczka ,
 P. Keicher, R. Klanner , W. Korcari , T. Kramer , V. Kutzner , F. Labe , J. Lange ,
 A. Lobanov , C. Matthies , A. Mehta , L. Moureaux , M. Mrowietz, A. Nigamova , Y. Nissan,
 A. Paasch , K.J. Pena Rodriguez , T. Quadfasel , B. Raciti , M. Rieger , D. Savoio ,
 J. Schindler , P. Schleper , M. Schröder , J. Schwandt , M. Sommerhalder , H. Stadie ,
 G. Steinbrück , A. Tews, M. Wolf 









Karlsruher Institut fuer Technologie, Karlsruhe, Germany

S. Brommer , M. Burkart, E. Butz , T. Chwalek , A. Dierlamm , A. Droll, N. Faltermann ,
 M. Giffels , A. Gottmann , F. Hartmann ²⁸, M. Horzela , U. Husemann , M. Klute ,
 R. Koppenhöfer , M. Link, A. Lintuluoto , S. Maier , S. Mitra , Th. Müller , M. Neukum,
 M. Oh , G. Quast , K. Rabbertz , I. Shvetsov , H.J. Simonis , N. Trevisani , R. Ulrich ,
 J. van der Linden , R.F. Von Cube , M. Wassmer , S. Wieland , R. Wolf , S. Wunsch,
 X. Zuo 

Institute of Nuclear and Particle Physics (INPP), NCSR Demokritos, Aghia Paraskevi, Greece

G. Anagnostou, P. Assiouras , G. Daskalakis , A. Kyriakis, A. Stakia 








National and Kapodistrian University of Athens, Athens, Greece

D. Karasavvas, P. Kontaxakis , G. Melachroinos, A. Panagiotou, I. Papavergou , I. Paraskevas ,
 N. Saoulidou , K. Theofilatos , E. Tziaferi , K. Vellidis , I. Zisopoulos 

National Technical University of Athens, Athens, Greece

G. Bakas , T. Chatzistavrou, G. Karapostoli , K. Kousouris , I. Papakrivopoulos ,
 E. Siamarkou, G. Tsipolitis, A. Zacharopoulou






University of Ioánnina, Ioánnina, Greece

K. Adamidis, I. Bestintzanos, I. Evangelou , C. Foudas, P. Gianneios , C. Kamtsikis, P. Katsoulis,
 P. Kokkas , P.G. Kosmoglou Kioseoglou , N. Manthos , I. Papadopoulos , J. Strologas 

MTA-ELTE Lendület CMS Particle and Nuclear Physics Group, Eötvös Loránd University, Budapest, Hungary

M. Csanád , K. Farkas , M.M.A. Gadallah ²⁹, Á. Kadlecik , P. Major , K. Mandal , G. Pásztor , A.J. Rádl ³⁰, O. Surányi , G.I. Veres 

Wigner Research Centre for Physics, Budapest, Hungary

M. Bartók ³¹, C. Hajdu , D. Horvath ^{32,33}, F. Sikler , V. Veszpremi 

Institute of Nuclear Research ATOMKI, Debrecen, Hungary

G. Bencze, S. Czellar, J. Karancsi ³¹, J. Molnar, Z. Szillasi

















Institute of Physics, University of Debrecen, Debrecen, Hungary

P. Raics, B. Ujvari ³⁴, G. Zilizi 









Karoly Robert Campus, MATE Institute of Technology, Gyongyos, Hungary

T. Csorgo ³⁰, F. Nemes ³⁰, T. Novak 

Panjab University, Chandigarh, India

J. Babbar , S. Bansal , S.B. Beri, V. Bhatnagar , G. Chaudhary , S. Chauhan , N. Dhingra ³⁵, R. Gupta, A. Kaur , A. Kaur , H. Kaur , M. Kaur , S. Kumar , P. Kumari , M. Meena , K. Sandeep , T. Sheokand, J.B. Singh ³⁶, A. Singla 

















University of Delhi, Delhi, India

A. Ahmed , A. Bhardwaj , A. Chhetri , B.C. Choudhary , A. Kumar , M. Naimuddin , K. Ranjan , S. Saumya 

Saha Institute of Nuclear Physics, HBNI, Kolkata, India

S. Baradia , S. Barman ³⁷, S. Bhattacharya , D. Bhowmik, S. Dutta , S. Dutta, B. Gomber ³⁸, P. Palit , G. Saha , B. Sahu ³⁸, S. Sarkar










Indian Institute of Technology Madras, Madras, India

P.K. Behera , S.C. Behera , S. Chatterjee , P. Jana , P. Kalbhor , J.R. Komaragiri ³⁹, D. Kumar ³⁹, M. Mohammad Mobassir Ameen , A. Muhammad , L. Panwar ³⁹, R. Pradhan , P.R. Pujahari , N.R. Saha , A. Sharma , A.K. Sikdar , S. Verma 





Tata Institute of Fundamental Research-A, Mumbai, India





































































































T. Aziz, I. Das , S. Dugad, M. Kumar , G.B. Mohanty , P. Suryadevara

Tata Institute of Fundamental Research-B, Mumbai, India












A. Bala , S. Banerjee , M. Guchait , S. Karmakar , S. Kumar , G. Majumder , K. Mazumdar , S. Mukherjee , A. Thachayath 

National Institute of Science Education and Research, An OCC of Homi Bhabha National Institute, Bhubaneswar, Odisha, India




























S. Bahinipati ⁴⁰, A.K. Das, C. Kar , D. Maity ⁴¹, P. Mal , T. Mishra , V.K. Muraleedharan Nair Bindhu ⁴¹, K. Naskar ⁴¹, A. Nayak ⁴¹, P. Sadangi, P. Saha , S.K. Swain , S. Varghese ⁴¹, D. Vats ⁴¹

Indian Institute of Science Education and Research (IISER), Pune, IndiaA. Alpana , S. Dube , B. Kansal , A. Laha , S. Pandey , A. Rastogi , S. Sharma **Isfahan University of Technology, Isfahan, Iran**H. Bakhshiansohi ^{42,43}, E. Khazaie ⁴³, M. Zeinali ⁴⁴**Institute for Research in Fundamental Sciences (IPM), Tehran, Iran**S. Chenarani ⁴⁵, S.M. Etesami , M. Khakzad , M. Mohammadi Najafabadi **University College Dublin, Dublin, Ireland**M. Grunewald **INFN Sezione di Bari^a, Università di Bari^b, Politecnico di Bari^c, Bari, Italy**M. Abbrescia ^{a,b}, R. Aly ^{a,b,46}, A. Colaleo ^a, D. Creanza ^{a,c}, B. D' Anzi ^{a,b},
N. De Filippis ^{a,c}, M. De Palma ^{a,b}, A. Di Florio ^{a,b}, W. Elmetenawee ^{a,b}, L. Fiore ^a,
G. Iaselli ^{a,c}, G. Maggi ^{a,c}, M. Maggi ^a, I. Margjeka ^{a,b}, V. Mastrapasqua ^{a,b}, S. My ^{a,b},
S. Nuzzo ^{a,b}, A. Pellecchia ^{a,b}, A. Pompili ^{a,b}, G. Pugliese ^{a,c}, R. Radogna ^a, D. Ramos ^a,
A. Ranieri ^a, L. Silvestris ^a, F.M. Simone ^{a,b}, Ü. Sözbilir ^a, A. Stamerra ^a, R. Venditti ^a,
P. Verwilligen ^a, A. Zaza ^{a,b}**INFN Sezione di Bologna^a, Università di Bologna^b, Bologna, Italy**G. Abbiendi ^a, C. Battilana ^{a,b}, D. Bonacorsi ^{a,b}, L. Borghoni ^a, R. Campanini ^{a,b},
P. Capiluppi ^{a,b}, A. Castro ^{a,b}, F.R. Cavallo ^a, M. Cuffiani ^{a,b}, G.M. Dallavalle ^a,
T. Diotallevi ^{a,b}, F. Fabbri ^a, A. Fanfani ^{a,b}, D. Fasanella ^{a,b}, P. Giacomelli ^a, L. Giommi ^{a,b},
C. Grandi ^a, L. Guiducci ^{a,b}, S. Lo Meo ^{a,47}, L. Lunerti ^{a,b}, S. Marcellini ^a, G. Masetti ^a,
F.L. Navarra ^{a,b}, F. Primavera ^{a,b}, A.M. Rossi ^{a,b}, T. Rovelli ^{a,b}, G.P. Siroli ^{a,b}**INFN Sezione di Catania^a, Università di Catania^b, Catania, Italy**S. Costa ^{a,b,48}, A. Di Mattia ^a, R. Potenza ^{a,b}, A. Tricomi ^{a,b,48}, C. Tuve ^{a,b}**INFN Sezione di Firenze^a, Università di Firenze^b, Firenze, Italy**G. Barbagli ^a, G. Bardelli ^{a,b}, B. Camaiani ^{a,b}, A. Cassese ^a, R. Ceccarelli ^{a,b}, V. Ciulli ^{a,b},
C. Civinini ^a, R. D'Alessandro ^{a,b}, E. Focardi ^{a,b}, G. Latino ^{a,b}, P. Lenzi ^{a,b}, M. Lizzo ^{a,b},
M. Meschini ^a, S. Paoletti ^a, G. Sguazzoni ^a, L. Viliani ^a**INFN Laboratori Nazionali di Frascati, Frascati, Italy**L. Benussi , S. Bianco , S. Meola ⁴⁹, D. Piccolo **INFN Sezione di Genova^a, Università di Genova^b, Genova, Italy**P. Chatagnon ^a, F. Ferro ^a, E. Robutti ^a, S. Tosi ^{a,b}**INFN Sezione di Milano-Bicocca^a, Università di Milano-Bicocca^b, Milano, Italy**A. Benaglia ^a, G. Boldrini ^a, F. Brivio ^{a,b}, F. Cetorelli ^{a,b}, F. De Guio ^{a,b}, M.E. Dinardo ^{a,b},
P. Dini ^a, S. Gennai ^a, A. Ghezzi ^{a,b}, P. Govoni ^{a,b}, L. Guzzi ^{a,b}, M.T. Lucchini ^{a,b},
M. Malberti ^a, S. Malvezzi ^a, A. Massironi ^a, D. Menasce ^a, L. Moroni ^a, M. Paganoni ^{a,b},
D. Pedrini ^a, B.S. Pinolini ^a, S. Ragazzi ^{a,b}, N. Redaelli ^a, T. Tabarelli de Fatis ^{a,b}, D. Zuolo ^{a,b}












**INFN Sezione di Napoli^a, Università di Napoli ‘Federico II’^b, Napoli, Italy;
Università della Basilicata^c, Potenza, Italy; Università G. Marconi^d, Roma, Italy**

S. Buontempo ^a, A. Cagnotta ^{a,b}, F. Carnevali ^{a,b}, N. Cavallo ^{a,c}, A. De Iorio ^{a,b},
F. Fabozzi ^{a,c}, A.O.M. Iorio ^{a,b}, L. Lista ^{a,b,50}, P. Paolucci ^{a,28}, B. Rossi ^a, C. Sciacca ^{a,b}
















INFN Sezione di Padova^a, Università di Padova^b, Padova, Italy; Università di Trento^c, Trento, Italy

R. Ardino ^a, P. Azzi ^a, N. Bacchetta ^{a,51}, D. Bisello ^{a,b}, P. Bortignon ^a, A. Bragagnolo ^{a,b},
R. Carlin ^{a,b}, P. Checchia ^a, T. Dorigo ^a, F. Gasparini ^{a,b}, U. Gasparini ^{a,b}, G. Grosso ^a,
L. Layer ^{a,52}, E. Lusiani ^a, M. Margoni ^{a,b}, M. Migliorini ^{a,b}, M. Passaseo ^a, J. Pazzini ^{a,b},
P. Ronchese ^{a,b}, R. Rossin ^{a,b}, M. Sgaravatto ^a, F. Simonetto ^{a,b}, G. Strong ^a, M. Tosi ^{a,b},
A. Triossi ^{a,b}, S. Ventura ^a, H. Yarar ^{a,b}, P. Zotto ^{a,b}, A. Zucchetta ^{a,b}, G. Zumerle ^{a,b}
































INFN Sezione di Pavia^a, Università di Pavia^b, Pavia, Italy

S. Abu Zeid ^{a,53}, C. Aimè ^{a,b}, A. Braghieri ^a, S. Calzaferri ^{a,b}, D. Fiorina ^{a,b},
P. Montagna ^{a,b}, V. Re ^a, C. Riccardi ^{a,b}, P. Salvini ^a, I. Vai ^{a,b}, P. Vitulo ^{a,b}





















INFN Sezione di Perugia^a, Università di Perugia^b, Perugia, Italy

S. Ajmal ^{a,b}, P. Asenov ^{a,54}, G.M. Bilei ^a, D. Ciangottini ^{a,b}, L. Fanò ^{a,b}, M. Magherini ^{a,b},
G. Mantovani ^{a,b}, V. Mariani ^{a,b}, M. Menichelli ^a, F. Moscatelli ^{a,54}, A. Piccinelli ^{a,b},
M. Presilla ^{a,b}, A. Rossi ^{a,b}, A. Santocchia ^{a,b}, D. Spiga ^a, T. Tedeschi ^{a,b}






























**INFN Sezione di Pisa^a, Università di Pisa^b, Scuola Normale Superiore di Pisa^c,
Pisa, Italy; Università di Siena^d, Siena, Italy**













P. Azzurri ^a, G. Bagliesi ^a, R. Bhattacharya ^a, L. Bianchini ^{a,b}, T. Boccali ^a, E. Bossini ^{a,b},
D. Bruschini ^{a,c}, R. Castaldi ^a, M.A. Ciocci ^{a,b}, V. D’Amante ^{a,d}, R. Dell’Orso ^a,
S. Donato ^a, A. Giassi ^a, F. Ligabue ^{a,c}, D. Matos Figueiredo ^a, A. Messineo ^{a,b},
M. Musich ^{a,b}, F. Palla ^a, S. Parolia ^a, G. Ramirez-Sanchez ^{a,c}, A. Rizzi ^{a,b}, G. Rolandi ^{a,c},
S. Roy Chowdhury ^a, T. Sarkar ^a, A. Scribano ^a, P. Spagnolo ^a, R. Tenchini ^a, G. Tonelli ^{a,b},
N. Turini ^{a,d}, A. Venturi ^a, P.G. Verdini ^a

INFN Sezione di Roma^a, Sapienza Università di Roma^b, Roma, Italy

P. Barria ^a, M. Campana ^{a,b}, F. Cavallari ^a, L. Cunqueiro Mendez ^{a,b}, D. Del Re ^{a,b},
E. Di Marco ^a, M. Diemoz ^a, F. Errico ^{a,b}, E. Longo ^{a,b}, P. Meridiani ^a, J. Mijuskovic ^{a,b},
G. Organtini ^{a,b}, F. Pandolfi ^a, R. Paramatti ^{a,b}, C. Quaranta ^{a,b}, S. Rahatlou ^{a,b},
C. Rovelli ^a, F. Santanastasio ^{a,b}, L. Soffi ^a, R. Tramontano ^{a,b}

**INFN Sezione di Torino^a, Università di Torino^b, Torino, Italy; Università del
Piemonte Orientale^c, Novara, Italy**














N. Amapane ^{a,b}, R. Arcidiacono ^{a,c}, S. Argiro ^{a,b}, M. Arneodo ^{a,c}, N. Bartosik ^a,
R. Bellan ^{a,b}, A. Bellora ^{a,b}, C. Biino ^a, N. Cartiglia ^a, M. Costa ^{a,b}, R. Covarelli ^{a,b},
N. Demaria ^a, L. Finco ^a, M. Grippo ^{a,b}, B. Kiani ^{a,b}, F. Legger ^a, F. Luongo ^{a,b},
C. Mariotti ^a, S. Maselli ^a, A. Mecca ^{a,b}, E. Migliore ^{a,b}, M. Monteno ^a, R. Mulargia ^a,
M.M. Obertino ^{a,b}, G. Ortona ^a, L. Pacher ^{a,b}, N. Pastrone ^a, M. Pelliccioni ^a, M. Ruspa ^{a,c},

K. Shchelina ^a, F. Siviero ^{a,b}, V. Sola ^{a,b}, A. Solano ^{a,b}, D. Soldi ^{a,b}, A. Staiano ^a,
C. Tarricone ^{a,b}, M. Tornago ^{a,b}, D. Trocino ^a, G. Umoret ^{a,b}, A. Vagnerini ^{a,b}, E. Vlasov ^{a,b}





INFN Sezione di Trieste^a, Università di Trieste^b, Trieste, Italy

S. Belforte ^a, V. Candelise ^{a,b}, M. Casarsa ^a, F. Cossutti ^a, G. Della Ricca ^{a,b},
G. Sorrentino ^{a,b}

Kyungpook National University, Daegu, Korea

S. Dogra ^a, C. Huh ^a, B. Kim ^a, D.H. Kim ^a, J. Kim ^a, J. Lee ^a, S.W. Lee ^a, C.S. Moon ^a,
Y.D. Oh ^a, S.I. Pak ^a, M.S. Ryu ^a, S. Sekmen ^a, Y.C. Yang ^a









Chonnam National University, Institute for Universe and Elementary Particles, Kwangju, Korea

G. Bak ^a, P. Gwak ^a, H. Kim ^a, D.H. Moon ^a

Hanyang University, Seoul, Korea

E. Asilar ^a, D. Kim ^a, T.J. Kim ^a, J. Park ^a




Korea University, Seoul, Korea

S. Choi ^a, S. Han ^a, B. Hong ^a, K. Lee ^a, K.S. Lee ^a, J. Park ^a, S.K. Park ^a, J. Yoo ^a

















Kyung Hee University, Department of Physics, Seoul, Korea

J. Goh ^a













Sejong University, Seoul, Korea

H. S. Kim ^a, Y. Kim ^a, S. Lee ^a



Seoul National University, Seoul, Korea

J. Almond ^a, J.H. Bhyun ^a, J. Choi ^a, S. Jeon ^a, W. Jun ^a, J. Kim ^a, J.S. Kim ^a, S. Ko ^a, H. Kwon ^a,
H. Lee ^a, S. Lee ^a, B.H. Oh ^a, S.B. Oh ^a, H. Seo ^a, U.K. Yang ^a, I. Yoon ^a

University of Seoul, Seoul, Korea

W. Jang ^a, D.Y. Kang ^a, Y. Kang ^a, S. Kim ^a, B. Ko ^a, J.S.H. Lee ^a, Y. Lee ^a, J.A. Merlin ^a,
I.C. Park ^a, Y. Roh ^a, I.J. Watson ^a, S. Yang ^a



Yonsei University, Department of Physics, Seoul, Korea

S. Ha ^a, H.D. Yoo ^a

Sungkyunkwan University, Suwon, Korea




























M. Choi ^a, M.R. Kim ^a, H. Lee ^a, Y. Lee ^a, I. Yu ^a

College of Engineering and Technology, American University of the Middle East (AUM), Dasman, Kuwait



























T. Beyrouthy ^a, Y. Maghrbi ^a

Riga Technical University, Riga, Latvia














K. Dreimanis ^a, A. Gaile ^a, G. Pikurs ^a, A. Potrebko ^a, M. Seidel ^a, V. Veckalns ^{a,55}

University of Latvia (LU), Riga, LatviaN.R. Strautnieks **Vilnius University, Vilnius, Lithuania**M. Ambrozus , A. Juodagalvis , A. Rinkevicius , G. Tamulaitis **National Centre for Particle Physics, Universiti Malaya, Kuala Lumpur, Malaysia**N. Bin Norjoharuddeen , I. Yusuff ⁵⁶, Z. Zolkapli**Universidad de Sonora (UNISON), Hermosillo, Mexico**J.F. Benitez , A. Castaneda Hernandez , H.A. Encinas Acosta, L.G. Gallegos Mariñez, M. León Coello , J.A. Murillo Quijada , A. Sehrawat , L. Valencia Palomo **Centro de Investigacion y de Estudios Avanzados del IPN, Mexico City, Mexico**G. Ayala , H. Castilla-Valdez , E. De La Cruz-Burelo , I. Heredia-De La Cruz ⁵⁷, R. Lopez-Fernandez , C.A. Mondragon Herrera, D.A. Perez Navarro , A. Sánchez Hernández **Universidad Iberoamericana, Mexico City, Mexico**C. Oropeza Barrera , M. Ramírez García **Benemerita Universidad Autonoma de Puebla, Puebla, Mexico**I. Bautista , I. Pedraza , H.A. Salazar Ibarguen , C. Uribe Estrada **University of Montenegro, Podgorica, Montenegro**I. Bubanja, N. Raicevic **University of Canterbury, Christchurch, New Zealand**P.H. Butler **National Centre for Physics, Quaid-I-Azam University, Islamabad, Pakistan**A. Ahmad , M.I. Asghar, A. Awais , M.I.M. Awan, H.R. Hoorani , W.A. Khan **AGH University of Science and Technology Faculty of Computer Science, Electronics and Telecommunications, Krakow, Poland**V. Avati, L. Grzanka , M. Malawski **National Centre for Nuclear Research, Swierk, Poland**H. Bialkowska , M. Bluj , B. Boimska , M. Górski , M. Kazana , M. Szeleper , P. Zalewski **Institute of Experimental Physics, Faculty of Physics, University of Warsaw, Warsaw, Poland**K. Bunkowski , K. Doroba , A. Kalinowski , M. Konecki , J. Krolikowski **Laboratório de Instrumentação e Física Experimental de Partículas, Lisboa, Portugal**M. Araujo , D. Bastos , C. Beirão Da Cruz E Silva , A. Boletti , M. Bozzo , P. Faccioli , M. Gallinaro , J. Hollar , N. Leonardo , T. Niknejad , M. Pisano , J. Seixas , J. Varela 



















Faculty of Physics, University of Belgrade, Belgrade, SerbiaP. Adzic , P. Milenovic **VINCA Institute of Nuclear Sciences, University of Belgrade, Belgrade, Serbia**M. Dordevic , J. Milosevic , V. RekoVIC**Centro de Investigaciones Energéticas Medioambientales y Tecnológicas (CIEMAT), Madrid, Spain**

M. Aguilar-Benitez, J. Alcaraz Maestre , M. Barrio Luna, Cristina F. Bedoya , M. Cepeda ,
 M. Cerrada , N. Colino , B. De La Cruz , A. Delgado Peris , D. Fernández Del Val ,
 J.P. Fernández Ramos , J. Flix , M.C. Fouz , O. Gonzalez Lopez , S. Goy Lopez ,
 J.M. Hernandez , M.I. Josa , J. León Holgado , D. Moran , Á. Navarro Tobar ,
 C. Perez Dengra , A. Pérez-Calero Yzquierdo , J. Puerta Pelayo , I. Redondo ,
 D.D. Redondo Ferrero , L. Romero, S. Sánchez Navas , L. Urda Gómez , J. Vazquez Escobar ,
 C. Willmott


































Universidad Autónoma de Madrid, Madrid, SpainJ.F. de Trocóniz **Universidad de Oviedo, Instituto Universitario de Ciencias y Tecnologías Espaciales de Asturias (ICTEA), Oviedo, Spain**







































B. Alvarez Gonzalez , J. Cuevas , J. Fernandez Menendez , S. Folgueras ,
 I. Gonzalez Caballero , J.R. González Fernández , E. Palencia Cortezon , C. Ramón Álvarez ,
 V. Rodríguez Bouza , A. Soto Rodríguez , A. Trapote , C. Vico Villalba , P. Vischia 

Instituto de Física de Cantabria (IFCA), CSIC-Universidad de Cantabria, Santander, Spain












S. Bhowmik , S. Blanco Fernández , J.A. Brochero Cifuentes , I.J. Cabrillo , A. Calderon ,
 J. Duarte Campderros , M. Fernandez , C. Fernandez Madrazo , G. Gomez ,
 C. Lasasosa García , C. Martinez Rivero , P. Martinez Ruiz del Arbol , F. Matorras ,
 P. Matorras Cuevas , E. Navarrete Ramos, J. Piedra Gomez , C. Prieels, L. Scodellaro , I. Vila ,
 J.M. Vizán Garcia 

University of Colombo, Colombo, Sri LankaM.K. Jayananda , B. Kailasapathy ⁵⁸, D.U.J. Sonnadara , D.D.C. Wickramarathna **University of Ruhuna, Department of Physics, Matara, Sri Lanka**W.G.D. Dharmaratna , K. Liyanage , N. Perera , N. Wickramage **CERN, European Organization for Nuclear Research, Geneva, Switzerland**




































D. Abbaneo , E. Auffray , G. Auzinger , J. Baechler, D. Barney , A. Bermúdez Martínez ,
 M. Bianco , B. Bilin , A.A. Bin Anuar , A. Bocci , E. Brondolin , C. Caillol ,
 T. Camporesi , G. Cerminara , N. Chernyavskaya , M. Cipriani , D. d'Enterria ,
 A. Dabrowski , A. David , A. De Roeck , M.M. Defranchis , M. Deile , M. Dobson ,
 F. Fallavollita ⁵⁹, L. Forthomme , G. Franzoni , W. Funk , S. Giani, D. Gigi, K. Gill ,
 F. Glege , L. Gouskos , M. Haranko , J. Hegeman , T. James , J. Kieseler , N. Kratochwil 

S. Laurila , P. Lecoq , E. Leutgeb , C. Lourenço , B. Maier , L. Malgeri , M. Mannelli , A.C. Marini , F. Meijers , S. Mersi , E. Meschi , V. Milosevic , F. Moortgat , M. Mulders , S. Orfanelli , F. Pantaleo , M. Peruzzi , A. Petrilli , G. Petrucciani , A. Pfeiffer , M. Pierini , D. Piparo , H. Qu , D. Rabady , G. Reales Gutiérrez, M. Rovere , H. Sakulin , S. Scarf , M. Selvaggi , A. Sharma , P. Silva , P. Sphicas ⁶⁰, A.G. Stahl Leiton , A. Steen , S. Summers , D. Treille , P. Tropea , A. Tsirou, D. Walter , J. Wanczyk ⁶¹, K.A. Wozniak , P. Zehetner , P. Zejdl , W.D. Zeuner
























Paul Scherrer Institut, Villigen, Switzerland

T. Bevilacqua ⁶², L. Caminada ⁶², A. Ebrahimi , W. Erdmann , R. Horisberger , Q. Ingram , H.C. Kaestli , D. Kotlinski , C. Lange , M. Missiroli ⁶², L. Noehte ⁶², T. Rohe 




ETH Zurich — Institute for Particle Physics and Astrophysics (IPA), Zurich, Switzerland

T.K. Aarrestad ⁶¹, K. Androsov ⁶¹, M. Backhaus , A. Calandri , K. Datta , A. De Cosa , G. Dissertori , M. Dittmar, M. Donegà , F. Eble , M. Galli , K. Gedia , F. Glessgen , C. Grab , D. Hits , W. Lustermann , A.-M. Lyon , R.A. Manzoni , L. Marchese , C. Martin Perez , A. Mascellani ⁶¹, F. Nessi-Tedaldi , F. Pauss , V. Perovic , S. Pigazzini , M.G. Ratti , M. Reichmann , C. Reissel , T. Reitenspiess , B. Ristic , F. Riti , D. Ruini, D.A. Sanz Becerra , R. Seidita , J. Steggemann ⁶¹, D. Valsecchi , R. Wallny 










Universität Zürich, Zurich, Switzerland

C. Amsler ⁶³, P. Bäertschi , C. Botta , D. Brzhechko, M.F. Canelli , K. Cormier , A. De Wit , R. Del Burgo, J.K. Heikkilä , M. Huwiler , W. Jin , A. Jofrehei , B. Kilminster , S. Leontsinis , S.P. Liechti , A. Macchiolo , P. Meiring , V.M. Mikuni , U. Molinatti , I. Neutelings , A. Reimers , P. Robmann, S. Sanchez Cruz , K. Schweiger , M. Senger , Y. Takahashi 

National Central University, Chung-Li, Taiwan

C. Adloff⁶⁴, C.M. Kuo, W. Lin, P.K. Rout , P.C. Tiwari ³⁹, S.S. Yu 



















National Taiwan University (NTU), Taipei, Taiwan



























































































L. Ceard, Y. Chao , K.F. Chen , P.s. Chen, W.-S. Hou , Y.w. Kao, R. Khurana, G. Kole , Y.y. Li , R.-S. Lu , E. Paganis , A. Psallidas, J. Thomas-Wilsker , H.y. Wu, E. Yazgan 

Chulalongkorn University, Faculty of Science, Department of Physics, Bangkok, Thailand






C. Asawatangtrakuldee , N. Srimanobhas , V. Wachirapusanand 

Çukurova University, Physics Department, Science and Art Faculty, Adana, Turkey








D. Agyel , F. Boran , Z.S. Demiroglu , F. Dolek , I. Dumanoglu ⁶⁵, E. Eskut , Y. Guler ⁶⁶, E. Gurpınar Guler ⁶⁶, C. Isik , O. Kara, A. Kayis Topaksu , U. Kiminsu , G. Onengut , K. Ozdemir ⁶⁷, A. Polatoz , B. Tali ⁶⁸, U.G. Tok , S. Turkcapar , E. Uslan , I.S. Zorbakir 

Middle East Technical University, Physics Department, Ankara, TurkeyK. Ocalan , M. Yalvac **Bogazici University, Istanbul, Turkey**B. Akgun , I.O. Atakisi , E. Gülmez , M. Kaya ⁷¹, O. Kaya ⁷², S. Tekten ⁷³**Istanbul Technical University, Istanbul, Turkey**A. Cakir , K. Cankocak ⁶⁵, Y. Komurcu , S. Sen ⁷⁴**Istanbul University, Istanbul, Turkey**O. Aydılek , S. Cerci ⁶⁸, V. Epshteyn , B. Hacısahinoglu , I. Hos ⁷⁵, B. Isildak ⁷⁶,
B. Kaynak , S. Ozkorucuklu , H. Sert , C. Simsek , D. Sunar Cerci ⁶⁸, C. Zorbilmez **Institute for Scintillation Materials of National Academy of Science of Ukraine, Kharkiv, Ukraine**A. Boyaryntsev , B. Grynyov **National Science Centre, Kharkiv Institute of Physics and Technology, Kharkiv, Ukraine**L. Levchuk **University of Bristol, Bristol, United Kingdom**D. Anthony , J.J. Brooke , A. Bundock , E. Clement , D. Cussans , H. Flacher ,
M. Glowacki, J. Goldstein , H.F. Heath , L. Kreczko , B. Krikler , S. Paramesvaran ,
S. Seif El Nasr-Storey, V.J. Smith , N. Stylianou ⁷⁷, K. Walkingshaw Pass, R. White **Rutherford Appleton Laboratory, Didcot, United Kingdom**A.H. Ball, K.W. Bell , A. Belyaev ⁷⁸, C. Brew , R.M. Brown , D.J.A. Cockerill , C. Cooke ,
K.V. Ellis, K. Harder , S. Harper , M.-L. Holmberg ⁷⁹, Sh. Jain , J. Linacre ,
K. Manolopoulos, D.M. Newbold , E. Olaiya, D. Petyt , T. Reis , G. Salvi , T. Schuh,
C.H. Shepherd-Themistocleous , I.R. Tomalin , T. Williams **Imperial College, London, United Kingdom**R. Bainbridge , P. Bloch , C.E. Brown , O. Buchmuller, V. Cacchio, C.A. Carrillo Montoya ,
V. Cepaitis , G.S. Chahal ⁸⁰, D. Colling , J.S. Dancu, P. Dauncey , G. Davies , J. Davies,
M. Della Negra , S. Fayer, G. Fedi , G. Hall , M.H. Hassanshahi , A. Howard, G. Iles ,
J. Langford , L. Lyons , A.-M. Magnan , S. Malik, A. Martelli , M. Mieskolainen ,
J. Nash ⁸¹, M. Pesaresi, B.C. Radburn-Smith , A. Richards, A. Rose , C. Seez , R. Shukla ,
A. Tapper , K. Uchida , G.P. Uttley , L.H. Vage, T. Virdee ²⁸, M. Vojinovic , N. Wardle ,
D. Winterbottom **Brunel University, Uxbridge, United Kingdom**K. Coldham, J.E. Cole , A. Khan, P. Kyberd , I.D. Reid **Baylor University, Waco, Texas, U.S.A.**S. Abdullin , A. Brinkerhoff , B. Caraway , J. Dittmann , K. Hatakeyama , J. Hiltbrand ,
A.R. Kanuganti , B. McMaster , M. Saunders , S. Sawant , C. Sutantawibul , M. Toms ,
J. Wilson 
















Catholic University of America, Washington, DC, U.S.A.

R. Bartek , A. Dominguez , C. Huerta Escamilla, A.E. Simsek , R. Uniyal ,
A.M. Vargas Hernandez 

















The University of Alabama, Tuscaloosa, Alabama, U.S.A.

R. Chudasama , S.I. Cooper , S.V. Gleyzer , C.U. Perez , P. Rumerio ⁸², E. Usai , C. West 




















Boston University, Boston, Massachusetts, U.S.A.

A. Akpinar , A. Albert , D. Arcaro , C. Cosby , Z. Demiragli , C. Erice , E. Fontanesi ,
D. Gastler , J. Rohlf , K. Salyer , D. Sperka , D. Spitzbart , I. Suarez , A. Tsatsos ,
S. Yuan 













Brown University, Providence, Rhode Island, U.S.A.

G. Benelli , X. Coubez²³, D. Cutts , M. Hadley , U. Heintz , J.M. Hogan ⁸³, T. Kwon ,
G. Landsberg , K.T. Lau , D. Li , J. Luo , M. Narain , N. Pervan , S. Sagir ⁸⁴,
F. Simpson , W.Y. Wong, X. Yan , D. Yu , W. Zhang

University of California, Davis, Davis, California, U.S.A.

S. Abbott , J. Bonilla , C. Brainerd , R. Breedon , M. Calderon De La Barca Sanchez ,
M. Chertok , M. Citron , J. Conway , P.T. Cox , R. Erbacher , G. Haza , F. Jensen ,
O. Kukral , G. Mocellin , M. Mulhearn , D. Pellett , B. Regnery , W. Wei, Y. Yao ,
F. Zhang 
























University of California, Los Angeles, California, U.S.A.

M. Bachtis , R. Cousins , A. Datta , J. Hauser , M. Ignatenko , M.A. Iqbal , T. Lam ,
E. Manca , W.A. Nash , D. Saltzberg , B. Stone , V. Valuev 


















University of California, Riverside, Riverside, California, U.S.A.

R. Clare , M. Gordon, G. Hanson , W. Si , S. Wimpenny [†]











University of California, San Diego, La Jolla, California, U.S.A.

J.G. Branson , S. Cittolin , S. Cooperstein , D. Diaz , J. Duarte , R. Gerosa , L. Giannini ,
J. Guiang , R. Kansal , V. Krutelyov , R. Lee , J. Letts , M. Masciovecchio , F. Mokhtar ,
M. Pieri , M. Quinnan , B.V. Sathia Narayanan , V. Sharma , M. Tadel , E. Vourliotis ,
F. Würthwein , Y. Xiang , A. Yagil 

University of California, Santa Barbara — Department of Physics, Santa Barbara, California, U.S.A.

L. Brennan, C. Campagnari , G. Collura , A. Dorsett , J. Incandela , M. Kilpatrick ,
J. Kim , A.J. Li , P. Masterson , H. Mei , M. Oshiro , J. Richman , U. Sarica ,
R. Schmitz , F. Setti , J. Sheplock , D. Stuart , S. Wang 













California Institute of Technology, Pasadena, California, U.S.A.

A. Bornheim , O. Cerri, A. Latorre, J.M. Lawhorn , J. Mao , H.B. Newman , T. Q. Nguyen ,
M. Spiropulu , J.R. Vlimant , C. Wang , S. Xie , R.Y. Zhu 













Carnegie Mellon University, Pittsburgh, Pennsylvania, U.S.A.

J. Alison , S. An , M.B. Andrews , P. Bryant , V. Dutta , T. Ferguson , A. Harilal ,
C. Liu , T. Mudholkar , S. Murthy , M. Paulini , A. Roberts , A. Sanchez , W. Terrill













University of Colorado Boulder, Boulder, Colorado, U.S.A.

J.P. Cumalat , W.T. Ford , A. Hassani , G. Karathanasis , E. MacDonald, N. Manganelli ,
F. Marini , A. Perloff , C. Savard , N. Schonbeck , K. Stenson , K.A. Ulmer ,
S.R. Wagner , N. Zipper













Cornell University, Ithaca, New York, U.S.A.

J. Alexander , S. Bright-Thonney , X. Chen , D.J. Cranshaw , J. Fan , X. Fan ,
D. Gadkari , S. Hogan , J. Monroy , J.R. Patterson , J. Reichert , M. Reid , A. Ryd ,
J. Thom , P. Wittich , R. Zou













Fermi National Accelerator Laboratory, Batavia, Illinois, U.S.A.

M. Albrow , M. Alyari , O. Amram , G. Apollinari , A. Apresyan , L.A.T. Bauerdick ,
D. Berry , J. Berryhill , P.C. Bhat , K. Burkett , J.N. Butler , A. Canepa , G.B. Cerati ,
H.W.K. Cheung , F. Chlebana , G. Cummings , J. Dickinson , I. Dutta , V.D. Elvira ,
Y. Feng , J. Freeman , A. Gandrakota , Z. Gecse , L. Gray , D. Green, S. Grünendahl ,
D. Guerrero , O. Gutsche , R.M. Harris , R. Heller , T.C. Herwig , J. Hirschauer ,
L. Horyn , B. Jayatilaka , S. Jindariani , M. Johnson , U. Joshi , T. Klijnsma , B. Klima ,
K.H.M. Kwok , S. Lammel , D. Lincoln , R. Lipton , T. Liu , C. Madrid , K. Maeshima ,
C. Mantilla , D. Mason , P. McBride , P. Merkel , S. Mrenna , S. Nahn , J. Ngadiuba ,
D. Noonan , V. Papadimitriou , N. Pastika , K. Pedro , C. Pena ⁸⁵, F. Ravera ,
A. Reinsvold Hall ⁸⁶, L. Ristori , E. Sexton-Kennedy , N. Smith , A. Soha , L. Spiegel ,
S. Stoynev , L. Taylor , S. Tkaczyk , N.V. Tran , L. Uplegger , E.W. Vaandering , I. Zoi

University of Florida, Gainesville, Florida, U.S.A.

C. Aruta , P. Avery , D. Bourilkov , L. Cadamuro , P. Chang , V. Cherepanov , R.D. Field,
E. Koenig , M. Kolosova , J. Konigsberg , A. Korytov , K.H. Lo, K. Matchev ,
N. Menendez , G. Mitselmakher , A. Muthirakalayil Madhu , N. Rawal , D. Rosenzweig ,
S. Rosenzweig , K. Shi , J. Wang

Florida State University, Tallahassee, Florida, U.S.A.









T. Adams , A. Al Kadhimi , A. Askew , N. Bower , R. Habibullah , V. Hagopian ,
R. Hashmi , R.S. Kim , S. Kim , T. Kolberg , G. Martinez, H. Prosper , P.R. Prova,
O. Viazlo , M. Wulansatiti , R. Yohay , J. Zhang

Florida Institute of Technology, Melbourne, Florida, U.S.A.












B. Alsufyani, M.M. Baarmand , S. Butalla , T. Elkafrawy ⁵³, M. Hohlmann ,
R. Kumar Verma , M. Rahmani, F. Yumiceva 

University of Illinois at Chicago (UIC), Chicago, Illinois, U.S.A.












M.R. Adams , C. Bennett, R. Cavanaugh , S. Dittmer , O. Evdokimov , C.E. Gerber ,
D.J. Hofman , J.h. Lee , D. S. Lemos , A.H. Merrit , C. Mills , S. Nanda , G. Oh

D. Pilipovic , T. Roy , S. Rudrabhatla , M.B. Tonjes , N. Varelas , X. Wang , Z. Ye ,
J. Yoo 
























The University of Iowa, Iowa City, Iowa, U.S.A.

M. Alhusseini , D. Blend, K. Dilsiz ⁸⁷, L. Emediato , G. Karaman , O.K. Köseyan ,
J.-P. Merlo, A. Mestvirishvili ⁸⁸, J. Nachtman , O. Neogi, H. Ogul ⁸⁹, Y. Onel , A. Penzo ,
C. Snyder, E. Tiras ⁹⁰

Johns Hopkins University, Baltimore, Maryland, U.S.A.

B. Blumenfeld , L. Corcodilos , J. Davis , A.V. Gritsan , L. Kang , S. Kyriacou ,
P. Maksimovic , M. Roguljic , J. Roskes , S. Sekhar , M. Swartz , T.Á. Vámi 

The University of Kansas, Lawrence, Kansas, U.S.A.

A. Abreu , L.F. Alcerro Alcerro , J. Anguiano , P. Baringer , A. Bean , Z. Flowers ,
J. King , G. Krintiras , M. Lazarovits , C. Le Mahieu , C. Lindsey, J. Marquez ,
N. Minafra , M. Murray , M. Nickel , M. Pitt , S. Popescu ⁹¹, C. Rogan , C. Royon ,
R. Salvatico , S. Sanders , C. Smith , Q. Wang , G. Wilson 



















Kansas State University, Manhattan, Kansas, U.S.A.

B. Allmond , A. Ivanov , K. Kaadze , A. Kalogeropoulos , D. Kim, Y. Maravin , K. Nam,
J. Natoli , D. Roy 

























Lawrence Livermore National Laboratory, Livermore, California, U.S.A.

F. Rebassoo , D. Wright 













University of Maryland, College Park, Maryland, U.S.A.

E. Adams , A. Baden , O. Baron, A. Belloni , A. Bethani , Y.m. Chen , S.C. Eno ,
N.J. Hadley , S. Jabeen , R.G. Kellogg , T. Koeth , Y. Lai , S. Lascio , A.C. Mignerey ,
S. Nabili , C. Palmer , C. Papageorgakis , L. Wang , K. Wong 

Massachusetts Institute of Technology, Cambridge, Massachusetts, U.S.A.

J. Bendavid , W. Busza , I.A. Cali , Y. Chen , M. D'Alfonso , J. Eysermans , C. Freer ,
G. Gomez-Ceballos , M. Goncharov, P. Harris, D. Hoang, D. Kovalskyi , J. Krupa , L. Lavezzo ,
Y.-J. Lee , K. Long , C. Mironov , C. Paus , D. Rankin , C. Roland , G. Roland ,
S. Rothman , Z. Shi , G.S.F. Stephans , J. Wang, Z. Wang , B. Wyslouch , T. J. Yang 






University of Minnesota, Minneapolis, Minnesota, U.S.A.

R.M. Chatterjee, B. Crossman , B.M. Joshi , C. Kapsiak , M. Krohn , D. Mahon , J. Mans ,
M. Revering , R. Rusack , R. Saradhy , N. Schroeder , N. Strobbe , M.A. Wadud 












University of Mississippi, Oxford, Mississippi, U.S.A.

L.M. Cremaldi 

















University of Nebraska-Lincoln, Lincoln, Nebraska, U.S.A.

K. Bloom , M. Bryson, D.R. Claes , C. Fangmeier , F. Golf , C. Joo , I. Kravchenko ,
I. Reed , J.E. Siado , G.R. Snow[†], W. Tabb , A. Wightman , F. Yan , A.G. Zecchinelli 









State University of New York at Buffalo, Buffalo, New York, U.S.A.

G. Agarwal , H. Bandyopadhyay , L. Hay , I. Iashvili , A. Kharchilava , C. McLean ,
M. Morris , D. Nguyen , J. Pekkanen , S. Rappoccio , H. Rejeb Sfar, A. Williams 
























Northeastern University, Boston, Massachusetts, U.S.A.

G. Alverson , E. Barberis , Y. Haddad , Y. Han , A. Krishna , J. Li , G. Madigan ,
B. Marzocchi , D.M. Morse , V. Nguyen , T. Orimoto , A. Parker , L. Skinnari ,
A. Tishelman-Charny , B. Wang , D. Wood 









Northwestern University, Evanston, Illinois, U.S.A.

S. Bhattacharya , J. Bueghly, Z. Chen , A. Gilbert , K.A. Hahn , Y. Liu , D.G. Monk ,
M.H. Schmitt , A. Taliercio , M. Velasco



















University of Notre Dame, Notre Dame, Indiana, U.S.A.

R. Band , R. Bucci, S. Castells , M. Cremonesi, A. Das , R. Goldouzian , M. Hildreth ,
K.W. Ho , K. Hurtado Anampa , C. Jessop , K. Lannon , J. Lawrence , N. Loukas ,
L. Lutton , J. Mariano, N. Marinelli, I. Mcalister, T. McCauley , C. Mcgrady , K. Mohrman ,
C. Moore , Y. Musienko ¹³, H. Nelson , R. Ruchti , A. Townsend , M. Wayne , H. Yockey,
M. Zarucki , L. Zygala 

The Ohio State University, Columbus, Ohio, U.S.A.

B. Bylsma, M. Carrigan , L.S. Durkin , C. Hill , M. Joyce , A. Lesauvage ,
M. Nunez Ornelas , K. Wei, B.L. Winer , B. R. Yates 






















Princeton University, Princeton, New Jersey, U.S.A.

F.M. Addesa , H. Bouchamaoui , P. Das , G. Dezoort , P. Elmer , A. Frankenthal ,
B. Greenberg , N. Haubrich , S. Higginbotham , G. Kopp , S. Kwan , D. Lange ,
A. Loeliger , D. Marlow , I. Ojalvo , J. Olsen , D. Stickland , C. Tully 

University of Puerto Rico, Mayaguez, Puerto Rico, U.S.A.

S. Malik 
















Purdue University, West Lafayette, Indiana, U.S.A.

A.S. Bakshi , V.E. Barnes , S. Chandra , R. Chawla , S. Das , A. Gu , L. Gutay,
M. Jones , A.W. Jung , D. Kondratyev , A.M. Koshy, M. Liu , G. Negro , N. Neumeister ,
G. Paspalaki , S. Piperov , A. Purohit , J.F. Schulte , M. Stojanovic ¹⁷, J. Thieman ,
A. K. Viridi , F. Wang , W. Xie 

Purdue University Northwest, Hammond, Indiana, U.S.A.

J. Dolen , N. Parashar , A. Pathak 

Rice University, Houston, Texas, U.S.A.

D. Acosta , A. Baty , T. Carnahan , S. Dildick , K.M. Ecklund , P.J. Fernández Manteca ,
S. Freed, P. Gardner, F.J.M. Geurts , A. Kumar , W. Li , O. Miguel Colin , B.P. Padley ,
R. Redjimi, J. Rotter , S. Yang , E. Yigitbasi , Y. Zhang 


















University of Rochester, Rochester, New York, U.S.A.

A. Bodek , P. de Barbaro , R. Demina , J.L. Dulemba , C. Fallon, A. Garcia-Bellido ,
O. Hindrichs , A. Khukhunaishvili , P. Parygin , E. Popova , R. Taus , G.P. Van Onsem 








The Rockefeller University, New York, New York, U.S.A.

K. Goulianos 














Rutgers, The State University of New Jersey, Piscataway, New Jersey, U.S.A.

B. Chiarito, J.P. Chou , Y. Gershtein , E. Halkiadakis , A. Hart , M. Heindl ,
D. Jaroslawski , O. Karacheban ²⁶, I. Laflotte , A. Lath , R. Montalvo, K. Nash,
M. Osherson , H. Routray , S. Salur , S. Schnetzer, S. Somalwar , R. Stone , S.A. Thayil ,
S. Thomas, J. Vora , H. Wang 












University of Tennessee, Knoxville, Tennessee, U.S.A.

H. Acharya, A.G. Delannoy , S. Fiorendi , T. Holmes , N. Karunaratna , L. Lee ,
E. Nibigira , S. Spanier 

Texas A&M University, College Station, Texas, U.S.A.

M. Ahmad , O. Bouhali ⁹², M. Dalchenko , R. Eusebi , J. Gilmore , T. Huang ,
T. Kamon ⁹³, H. Kim , S. Luo , S. Malhotra, R. Mueller , D. Overton , D. Rathjens ,
A. Safonov 









Texas Tech University, Lubbock, Texas, U.S.A.

N. Akchurin , J. Damgov , V. Hegde , A. Hussain , Y. Kazhykarim, K. Lamichhane ,
S.W. Lee , A. Mankel , T. Mengke, S. Muthumuni , T. Peltola , I. Volobouev , A. Whitbeck 

Vanderbilt University, Nashville, Tennessee, U.S.A.

E. Appelt , S. Greene, A. Gurrola , W. Johns , R. Kunnawalkam Elayavalli , A. Melo ,
F. Romeo , P. Sheldon , S. Tuo , J. Velkovska , J. Viinikainen 






















University of Virginia, Charlottesville, Virginia, U.S.A.

B. Cardwell , B. Cox , J. Hakala , R. Hirosky , A. Ledovsky , A. Li , C. Neu ,
C.E. Perez Lara 









Wayne State University, Detroit, Michigan, U.S.A.

P.E. Karchin 

University of Wisconsin — Madison, Madison, Wisconsin, U.S.A.

A. Aravind, S. Banerjee , K. Black , T. Bose , S. Dasu , I. De Bruyn , P. Everaerts ,
C. Galloni, H. He , M. Herndon , A. Herve , C.K. Koraka , A. Lanaro, R. Loveless ,
J. Madhusudanan Sreekala , A. Mallampalli , A. Mohammadi , S. Mondal, G. Parida ,
D. Pinna, A. Savin, V. Shang , V. Sharma , W.H. Smith , D. Teague, H.F. Tsoi , W. Vetens ,
A. Warden 

Authors affiliated with an institute or an international laboratory covered by a cooperation agreement with CERN

S. Afanasiev , V. Andreev , Yu. Andreev , T. Aushev , M. Azarkin , A. Babaev ,
A. Belyaev , V. Blinov⁹⁴, E. Boos , V. Borshch , D. Budkouski , V. Bunichev , V. Chekhovsky,

R. Chistov ⁹⁴, M. Danilov ⁹⁴, A. Dermenev , T. Dimova ⁹⁴, D. Druzhdin ⁹⁵, M. Dubinin ⁸⁵, L. Dudko , A. Ershov , G. Gavrilov , V. Gavrilov , S. Gninenko , V. Golovtsov , N. Golubev , I. Golutvin , I. Gorbunov , A. Gribushin , Y. Ivanov , V. Kachanov , L. Kardapoltsev ⁹⁴, V. Karjavine , A. Karneyev , V. Kim ⁹⁴, M. Kirakosyan, D. Kirpichnikov , M. Kirsanov , V. Klyukhin , O. Kodolova ⁹⁶, D. Konstantinov , V. Korenkov , A. Kozyrev ⁹⁴, N. Krasnikov , A. Lanev , P. Levchenko ⁹⁷, N. Lychkovskaya , V. Makarenko , A. Malakhov , V. Matveev ⁹⁴, V. Murzin , A. Nikitenko ^{98,96}, S. Obraztsov , V. Oreshkin , A. Oskin, V. Palichik , V. Perelygin , M. Perfilov, S. Polikarpov ⁹⁴, V. Popov, O. Radchenko ⁹⁴, M. Savina , V. Savrin , D. Selivanova , V. Shalaev , S. Shmatov , S. Shulha , Y. Skovpen ⁹⁴, S. Slabospitskii , V. Smirnov , D. Sosnov , V. Sulimov , E. Tcherniaev , A. Terkulov , O. Teryaev , I. Tlisova , A. Toropin , L. Uvarov , A. Uzunian , A. Vorobyev[†], N. Voytishin , B.S. Yuldashev⁹⁹, A. Zarubin , I. Zhizhin , A. Zhokin

[†] Deceased

¹ Also at Yerevan State University, Yerevan, Armenia

² Also at TU Wien, Vienna, Austria

³ Also at Institute of Basic and Applied Sciences, Faculty of Engineering, Arab Academy for Science, Technology and Maritime Transport, Alexandria, Egypt

⁴ Also at Université Libre de Bruxelles, Bruxelles, Belgium

⁵ Also at Ghent University, Ghent, Belgium

⁶ Also at Universidade Estadual de Campinas, Campinas, Brazil

⁷ Also at Federal University of Rio Grande do Sul, Porto Alegre, Brazil

⁸ Also at UFMS, Nova Andradina, Brazil

⁹ Also at Nanjing Normal University, Nanjing, China

¹⁰ Now at The University of Iowa, Iowa City, Iowa, U.S.A.

¹¹ Also at University of Chinese Academy of Sciences, Beijing, China

¹² Also at University of Chinese Academy of Sciences, Beijing, China

¹³ Also at an institute or an international laboratory covered by a cooperation agreement with CERN

¹⁴ Also at Cairo University, Cairo, Egypt

¹⁵ Also at Suez University, Suez, Egypt

¹⁶ Now at British University in Egypt, Cairo, Egypt

¹⁷ Also at Purdue University, West Lafayette, Indiana, U.S.A.

¹⁸ Also at Université de Haute Alsace, Mulhouse, France

¹⁹ Also at Department of Physics, Tsinghua University, Beijing, China

²⁰ Also at The University of the State of Amazonas, Manaus, Brazil

²¹ Also at Erzincan Binali Yildirim University, Erzincan, Turkey

²² Also at University of Hamburg, Hamburg, Germany

²³ Also at RWTH Aachen University, III. Physikalisches Institut A, Aachen, Germany

²⁴ Also at Isfahan University of Technology, Isfahan, Iran

²⁵ Also at Bergische University Wuppertal (BUW), Wuppertal, Germany

²⁶ Also at Brandenburg University of Technology, Cottbus, Germany

²⁷ Also at Forschungszentrum Jülich, Juelich, Germany

²⁸ Also at CERN, European Organization for Nuclear Research, Geneva, Switzerland

²⁹ Also at Physics Department, Faculty of Science, Assiut University, Assiut, Egypt

³⁰ Also at Wigner Research Centre for Physics, Budapest, Hungary

³¹ Also at Institute of Physics, University of Debrecen, Debrecen, Hungary

³² Also at Institute of Nuclear Research ATOMKI, Debrecen, Hungary

³³ Now at Universitatea Babeş-Bolyai — Facultatea de Fizică, Cluj-Napoca, Romania

³⁴ Also at Faculty of Informatics, University of Debrecen, Debrecen, Hungary

³⁵ Also at Punjab Agricultural University, Ludhiana, India

³⁶ Also at UPES — University of Petroleum and Energy Studies, Dehradun, India

- ³⁷ Also at *University of Visva-Bharati, Santiniketan, India*
- ³⁸ Also at *University of Hyderabad, Hyderabad, India*
- ³⁹ Also at *Indian Institute of Science (IISc), Bangalore, India*
- ⁴⁰ Also at *IIT Bhubaneswar, Bhubaneswar, India*
- ⁴¹ Also at *Institute of Physics, Bhubaneswar, India*
- ⁴² Also at *Deutsches Elektronen-Synchrotron, Hamburg, Germany*
- ⁴³ Now at *Department of Physics, Isfahan University of Technology, Isfahan, Iran*
- ⁴⁴ Also at *Sharif University of Technology, Tehran, Iran*
- ⁴⁵ Also at *Department of Physics, University of Science and Technology of Mazandaran, Behshahr, Iran*
- ⁴⁶ Also at *Helwan University, Cairo, Egypt*
- ⁴⁷ Also at *Italian National Agency for New Technologies, Energy and Sustainable Economic Development, Bologna, Italy*
- ⁴⁸ Also at *Centro Siciliano di Fisica Nucleare e di Struttura Della Materia, Catania, Italy*
- ⁴⁹ Also at *Università degli Studi Guglielmo Marconi, Roma, Italy*
- ⁵⁰ Also at *Scuola Superiore Meridionale, Università di Napoli ‘Federico II’, Napoli, Italy*
- ⁵¹ Also at *Fermi National Accelerator Laboratory, Batavia, Illinois, U.S.A.*
- ⁵² Also at *Università di Napoli ‘Federico II’, Napoli, Italy*
- ⁵³ Also at *Ain Shams University, Cairo, Egypt*
- ⁵⁴ Also at *Consiglio Nazionale delle Ricerche — Istituto Officina dei Materiali, Perugia, Italy*
- ⁵⁵ Also at *Riga Technical University, Riga, Latvia*
- ⁵⁶ Also at *Department of Applied Physics, Faculty of Science and Technology, Universiti Kebangsaan Malaysia, Bangi, Malaysia*
- ⁵⁷ Also at *Consejo Nacional de Ciencia y Tecnología, Mexico City, Mexico*
- ⁵⁸ Also at *Trincomalee Campus, Eastern University, Sri Lanka, Nilaveli, Sri Lanka*
- ⁵⁹ Also at *INFN Sezione di Pavia, Università di Pavia, Pavia, Italy*
- ⁶⁰ Also at *National and Kapodistrian University of Athens, Athens, Greece*
- ⁶¹ Also at *Ecole Polytechnique Fédérale Lausanne, Lausanne, Switzerland*
- ⁶² Also at *Universität Zürich, Zurich, Switzerland*
- ⁶³ Also at *Stefan Meyer Institute for Subatomic Physics, Vienna, Austria*
- ⁶⁴ Also at *Laboratoire d’Annecy-le-Vieux de Physique des Particules, IN2P3-CNRS, Annecy-le-Vieux, France*
- ⁶⁵ Also at *Near East University, Research Center of Experimental Health Science, Mersin, Turkey*
- ⁶⁶ Also at *Konya Technical University, Konya, Turkey*
- ⁶⁷ Also at *Izmir Bakircay University, Izmir, Turkey*
- ⁶⁸ Also at *Adiyaman University, Adiyaman, Turkey*
- ⁶⁹ Also at *Necmettin Erbakan University, Konya, Turkey*
- ⁷⁰ Also at *Bozok Universitetesi Rektörlüğü, Yozgat, Turkey*
- ⁷¹ Also at *Marmara University, Istanbul, Turkey*
- ⁷² Also at *Milli Savunma University, Istanbul, Turkey*
- ⁷³ Also at *Kafkas University, Kars, Turkey*
- ⁷⁴ Also at *Hacettepe University, Ankara, Turkey*
- ⁷⁵ Also at *Istanbul University — Cerrahpasa, Faculty of Engineering, Istanbul, Turkey*
- ⁷⁶ Also at *Yildiz Technical University, Istanbul, Turkey*
- ⁷⁷ Also at *Vrije Universiteit Brussel, Brussel, Belgium*
- ⁷⁸ Also at *School of Physics and Astronomy, University of Southampton, Southampton, United Kingdom*
- ⁷⁹ Also at *University of Bristol, Bristol, United Kingdom*
- ⁸⁰ Also at *IPPP Durham University, Durham, United Kingdom*
- ⁸¹ Also at *Monash University, Faculty of Science, Clayton, Australia*
- ⁸² Also at *Università di Torino, Torino, Italy*
- ⁸³ Also at *Bethel University, St. Paul, Minnesota, U.S.A.*
- ⁸⁴ Also at *Karamanoglu Mehmetbey University, Karaman, Turkey*
- ⁸⁵ Also at *California Institute of Technology, Pasadena, California, U.S.A.*
- ⁸⁶ Also at *United States Naval Academy, Annapolis, Maryland, U.S.A.*
- ⁸⁷ Also at *Bingol University, Bingol, Turkey*

⁸⁸ Also at *Georgian Technical University, Tbilisi, Georgia*

⁸⁹ Also at *Sinop University, Sinop, Turkey*

⁹⁰ Also at *Erciyes University, Kayseri, Turkey*

⁹¹ Also at *Horia Hulubei National Institute of Physics and Nuclear Engineering (IFIN-HH), Bucharest, Romania*

⁹² Also at *Texas A&M University at Qatar, Doha, Qatar*

⁹³ Also at *Kyungpook National University, Daegu, Korea*

⁹⁴ Also at *another institute or international laboratory covered by a cooperation agreement with CERN*

⁹⁵ Also at *Universiteit Antwerpen, Antwerpen, Belgium*

⁹⁶ Also at *Yerevan Physics Institute, Yerevan, Armenia*

⁹⁷ Also at *Northeastern University, Boston, Massachusetts, U.S.A.*

⁹⁸ Also at *Imperial College, London, United Kingdom*

⁹⁹ Also at *Institute of Nuclear Physics of the Uzbekistan Academy of Sciences, Tashkent, Uzbekistan*