

SHAPE OPTIMIZATION PROBLEMS FOR METRIC GRAPHS

GIUSEPPE BUTTAZZO¹, BERARDO RUFFINI² AND BOZHIDAR VELICHKOV²

Abstract. We consider the shape optimization problem $\min \{ \mathcal{E}(\Gamma) : \Gamma \in \mathcal{A}, \mathcal{H}^1(\Gamma) = l \}$, where \mathcal{H}^1 is the one-dimensional Hausdorff measure and \mathcal{A} is an admissible class of one-dimensional sets connecting some prescribed set of points $\mathcal{D} = \{D_1, \dots, D_k\} \subset \mathbb{R}^d$. The cost functional $\mathcal{E}(\Gamma)$ is the Dirichlet energy of Γ defined through the Sobolev functions on Γ vanishing on the points D_i . We analyze the existence of a solution in both the families of connected sets and of metric graphs. At the end, several explicit examples are discussed.

Mathematics Subject Classification. 49R05, 49Q20, 49J45, 81Q35.

Received September 20, 2012. Revised December 18, 2012.
Published online August 29, 2013.

1. INTRODUCTION

In the present paper we consider the problem of finding optimal graphs in a given admissible class consisting of all connected graphs of prescribed total length and containing a prescribed set of points. The minimization criterion we consider along all the paper is the Dirichlet energy, though in the last section we discuss the possibility of extending our results to other criteria, like the first Dirichlet eigenvalue or similar spectral functionals.

A graph C in \mathbb{R}^d is simply a closed connected subset of \mathbb{R}^d with finite 1-dimensional Hausdorff measure $\mathcal{H}^1(C)$. Since such sets are rectifiable (see for instance [2], Sect. 4.4) we can define all the variational tools that are usually defined in the euclidean setting:

- Dirichlet integral $\int_C \frac{1}{2} |u'|^2 d\mathcal{H}^1$;
- Sobolev spaces

$$H^1(C) = \left\{ u \in L^2(C) : \int_C |u'|^2 d\mathcal{H}^1 < +\infty \right\},$$
$$H_0^1(C; \mathcal{D}) = \{ u \in H^1(C) : u = 0 \text{ on } \mathcal{D} \};$$

- Energy

$$\mathcal{E}(C; \mathcal{D}) = \inf \left\{ \int_C \left(\frac{1}{2} |u'|^2 - u \right) d\mathcal{H}^1 : u \in H_0^1(C; \mathcal{D}) \right\}.$$

Keywords and phrases. Shape optimization, rectifiable sets, metric graphs, quantum graphs, Dirichlet energy.

¹ Dipartimento di Matematica, Università di Pisa, Largo B. Pontecorvo 5, 56127 Pisa, Italy. buttazzo@dm.unipi.it

² Scuola Normale Superiore di Pisa, Piazza dei Cavalieri 7, 56126 Pisa, Italy. berardo.ruffini@sns.it; b.velichkov@sns.it

In particular, for a fixed set \mathcal{D} consisting of N points, $\mathcal{D} = \{D_1, \dots, D_N\}$, we consider the shape optimization problem

$$\min \{ \mathcal{E}(C; \mathcal{D}) : \mathcal{H}^1(C) = l, \mathcal{D} \subset C \}, \quad (1.1)$$

where the total length l is fixed. Notice that in the problem above the unknown is the graph C and no *a priori* constraints on its topology are imposed.

In spite of the fact that the optimization problem (1.1) looks very natural, we show that in general an optimal graph may not exist (see Example 4.3); this leads us to consider a larger admissible class consisting of the so-called *metric graphs*, for which the embedding into \mathbb{R}^d is not required. The precise definition of a metric graph is given in Section 3; roughly speaking they are metric spaces induced by combinatorial graphs with weighted edges.

Our main result is an existence theorem for optimal metric graphs, where the cost functional is the extension of the energy functional defined above. In Section 4 we show some explicit examples of optimal metric graphs. The last section contains some discussions on possible extensions of our result to other similar problems and on some open questions.

For a review on metric graphs and their application to Physics (where they are commonly called *quantum graphs*) we refer to [5, 6].

2. SOBOLEV SPACE AND DIRICHLET ENERGY OF A RECTIFIABLE SET

Let $C \subset \mathbb{R}^d$ be a closed connected set of finite length, *i.e.* $\mathcal{H}^1(C) < \infty$, where \mathcal{H}^1 denotes the one-dimensional Hausdorff measure. On the set C we consider the metric

$$d(x, y) = \inf \left\{ \int_0^1 |\dot{\gamma}(t)| dt : \gamma : [0, 1] \rightarrow \mathbb{R}^d \text{ Lipschitz}, \gamma([0, 1]) \subset C, \gamma(0) = x, \gamma(1) = y \right\},$$

which is finite since, by the First Rectifiability Theorem (see [2], Thm. 4.4.1), there is at least one rectifiable curve in C connecting x to y . For any function $u : C \rightarrow \mathbb{R}$, Lipschitz with respect to the distance d (we also use the term *d-Lipschitz*), we define the norm

$$\|u\|_{H^1(C)}^2 = \int_C |u(x)|^2 d\mathcal{H}^1(x) + \int_C |u'(x)|^2 d\mathcal{H}^1(x),$$

where

$$|u'(x)| = \limsup_{y \rightarrow x} \frac{|u(y) - u(x)|}{d(x, y)}.$$

The Sobolev space $H^1(C)$ is the closure of the *d-Lipschitz* functions on C with respect to the norm $\|\cdot\|_{H^1(C)}$.

Remark 2.1. The inclusion $H^1(C) \subset C_d(C)$ is compact, where $C_d(C)$ indicates the space of real-valued continuous functions on C , with respect to the metric d . In fact, for each $x, y \in C$, there is a rectifiable curve $\gamma : [0, d(x, y)] \rightarrow C$ connecting x to y , which we may assume arc-length parametrized. Thus, for any $u \in H^1(C)$, we have that

$$\begin{aligned} |u(x) - u(y)| &\leq \int_0^{d(x, y)} \left| \frac{d}{dt} u(\gamma(t)) \right| dt \\ &\leq d(x, y)^{1/2} \left(\int_0^{d(x, y)} \left| \frac{d}{dt} u(\gamma(t)) \right|^2 dt \right)^{1/2} \\ &\leq d(x, y)^{1/2} \|u'\|_{L^2(C)}, \end{aligned}$$

and so, u is 1/2-Hölder continuous. On the other hand, for any $x \in C$, we have that

$$\int_C u(y) d\mathcal{H}^1(y) \geq \int_C \left(u(x) - d(x, y)^{1/2} \|u'\|_{L^2(C)} \right) d\mathcal{H}^1(y) \geq lu(x) - l^{3/2} \|u'\|_{L^2(C)},$$

where $l = \mathcal{H}^1(C)$. Thus, we obtain the L^∞ bound

$$\|u\|_{L^\infty} \leq l^{-1/2} \|u\|_{L^2(C)} + l^{1/2} \|u'\|_{L^2(C)} \leq (l^{-1/2} + l^{1/2}) \|u\|_{H^1(C)}.$$

and so, by the Ascoli–Arzelá Theorem, we have that the inclusion is compact.

Remark 2.2. By the same argument as in Remark 2.1 above, we have that for any $u \in H^1(C)$, the (1, 2)-Poincaré inequality holds, *i.e.*

$$\int_C \left| u(x) - \frac{1}{l} \int_C u \, d\mathcal{H}^1 \right| d\mathcal{H}^1(x) \leq l^{3/2} \left(\int_C |u'|^2 d\mathcal{H}^1 \right)^{1/2}. \quad (2.1)$$

Moreover, if $u \in H^1(C)$ is such that $u(x) = 0$ for some point $x \in C$, then we have the Poincaré inequality:

$$\|u\|_{L^2(C)} \leq l^{1/2} \|u\|_{L^\infty(C)} \leq l \|u'\|_{L^2(C)}. \quad (2.2)$$

Since C is supposed connected, by the Second Rectifiability Theorem (see [2], Thm. 4.4.8) there exists a countable family of injective arc-length parametrized Lipschitz curves $\gamma_i : [0, l_i] \rightarrow C$, $i \in \mathbb{N}$ and an \mathcal{H}^1 -negligible set $N \subset C$ such that

$$C = N \cup \left(\bigcup_i \text{Im}(\gamma_i) \right),$$

where $\text{Im}(\gamma_i) = \gamma_i([0, l_i])$. By the chain rule (see Lem. 2.3 below) we have

$$\left| \frac{d}{dt} u(\gamma_i(t)) \right| = |u'|(\gamma_i(t)), \quad \forall i \in \mathbb{N}$$

and so, we obtain for the norm of $u \in H^1(C)$:

$$\|u\|_{H^1(C)}^2 = \int_C |u(x)|^2 d\mathcal{H}^1(x) + \sum_i \int_0^{l_i} \left| \frac{d}{dt} u(\gamma_i(t)) \right|^2 dt. \quad (2.3)$$

Moreover, we have the inclusion

$$H^1(C) \subset \oplus_{i \in \mathbb{N}} H^1([0, l_i]), \quad (2.4)$$

which gives the reflexivity of $H^1(C)$ and the lower semicontinuity of the $H^1(C)$ norm, with respect to the strong convergence in $L^2(C)$.

Lemma 2.3. *Let $u \in H^1(C)$ and let $\gamma : [0, l] \rightarrow \mathbb{R}^d$ be an arc-length parametrized Lipschitz curve with $\gamma([0, l]) \subset C$. Then we have*

$$\left| \frac{d}{dt} u(\gamma(t)) \right| = |u'|(\gamma(t)), \quad \text{for } \mathcal{L}^1\text{-a.e. } t \in [0, l]. \quad (2.5)$$

Proof. With no loss of generality we may assume that $u : C \rightarrow \mathbb{R}$ is a Lipschitz map with Lipschitz constant $\text{Lip}(u)$ with respect to the distance d and that the curve γ is injective. We prove that the chain rule (2.5) holds in all the points $t \in [0, l]$ which are Lebesgue points for $\left| \frac{d}{dt} u(\gamma(t)) \right|$ and such that the point $\gamma(t)$ has density one, *i.e.*

$$\lim_{r \rightarrow 0} \frac{\mathcal{H}^1(C \cap B_r(\gamma(t)))}{2r} = 1, \quad (2.6)$$

where $B_r(x)$ indicates the ball of radius r in \mathbb{R}^d . Since, \mathcal{H}^1 -almost all points $x \in C$ have this property (see for instance [7], Thm. I.10.2), we obtain the conclusion. Without loss of generality, we consider $t = 0$. Let us first prove that $|u'|(\gamma(0)) \geq \left| \frac{d}{dt} u(\gamma(0)) \right|$. We have that

$$|u'|(\gamma(0)) \geq \limsup_{t \rightarrow 0} \frac{|u(\gamma(t)) - u(\gamma(0))|}{d(\gamma(t), \gamma(0))} = \left| \frac{d}{dt} u(\gamma(0)) \right|,$$

since γ is arc-length parametrized. On the other hand, we have

$$\begin{aligned}
|u'|_C(x) &= \limsup_{y \rightarrow x} \frac{|u(y) - u(x)|}{d(y, x)} \\
&= \lim_{n \rightarrow \infty} \frac{|u(y_n) - u(x)|}{d(y_n, x)} \\
&= \lim_{n \rightarrow \infty} \frac{|u(\gamma_n(r_n)) - u(\gamma_n(0))|}{r_n} \\
&\leq \lim_{n \rightarrow \infty} \frac{1}{r_n} \int_0^{r_n} \left| \frac{d}{dt} u(\gamma_n(t)) \right| dt
\end{aligned} \tag{2.7}$$

where $y_n \in C$ is a sequence of points which realizes the lim sup and $\gamma_n : [0, r_n] \rightarrow \mathbb{R}^d$ is a geodesic in C connecting x to y_n . Let $S_n = \{t : \gamma_n(t) = \gamma(t)\} \subset [0, r_n]$, then, we have

$$\begin{aligned}
\int_0^{r_n} \left| \frac{d}{dt} u(\gamma_n(t)) \right|^2 dt &\leq \int_{S_n} \left| \frac{d}{dt} u(\gamma(t)) \right|^2 dt + Lip(u) (r_n - |S_n|) \\
&\leq \int_0^{r_n} \left| \frac{d}{dt} u(\gamma(t)) \right|^2 dt + Lip(u) (\mathcal{H}^1(B_{r_n}(\gamma(0)) \cap C) - 2r_n),
\end{aligned} \tag{2.8}$$

and so, since $\gamma(0)$ is of density 1, we conclude applying this estimate to (2.7). \square

Given a set of points $\mathcal{D} = \{D_1, \dots, D_k\} \subset \mathbb{R}^d$ we define the admissible class $\mathcal{A}(\mathcal{D}; l)$ as the family of all closed connected sets C containing \mathcal{D} and of length $\mathcal{H}^1(C) = l$. For any $C \in \mathcal{A}(\mathcal{D}; l)$ we consider the space of Sobolev functions which satisfy a Dirichlet condition at the points D_i :

$$H_0^1(C; \mathcal{D}) = \{u \in H^1(C) : u(D_j) = 0, j = 1, \dots, k\},$$

which is well-defined by Remark 2.1. For the points D_i we use the term *Dirichlet points*. The *Dirichlet Energy* of the set C with respect to D_1, \dots, D_k is defined as

$$\mathcal{E}(C; \mathcal{D}) = \min \{J(u) : u \in H_0^1(C; \mathcal{D})\}, \tag{2.9}$$

where

$$J(u) = \frac{1}{2} \int_C |u'|_C(x)^2 d\mathcal{H}^1(x) - \int_C u(x) d\mathcal{H}^1(x). \tag{2.10}$$

Remark 2.4. For any $C \in \mathcal{A}(\mathcal{D}; l)$ there exists a unique minimizer of the functional $J : H_0^1(C; \mathcal{D}) \rightarrow \mathbb{R}$. In fact, by Remark 2.1 we have that a minimizing sequence is bounded in H^1 and compact in L^2 . The conclusion follows by the semicontinuity of the L^2 norm of the gradient, with respect to the strong L^2 convergence, which is an easy consequence of equation (2.3). The uniqueness follows by the strict convexity of the L^2 norm and the sub-additivity of the gradient $|u'|$. We call the minimizer of J the *energy function* of C with Dirichlet conditions in D_1, \dots, D_k .

Remark 2.5. Let $u \in H^1(C)$ and $v : C \rightarrow \mathbb{R}$ be a positive Borel function. Applying the chain rule, as in (2.3), and the one dimensional co-area formula (see for instance [1], Thm. 3.40), we obtain a co-area formula for the



FIGURE 1. The optimal graph with only one Dirichlet point.

functions $u \in H^1(C)$:

$$\begin{aligned}
 \int_C v(x)|u'(x)| \, d\mathcal{H}^1(x) &= \sum_i \int_0^{l_i} \left| \frac{d}{dt} u(\gamma_i(t)) \right| v(\gamma_i(t)) \, dt \\
 &= \sum_i \int_0^{+\infty} \left(\sum_{u \circ \gamma_i(t) = \tau} v \circ \gamma_i(t) \right) \, d\tau \\
 &= \int_0^{+\infty} \left(\sum_{u(x) = \tau} v(x) \right) \, d\tau.
 \end{aligned} \tag{2.11}$$

2.1. Optimization problem for the Dirichlet energy on the class of connected sets

We study the following shape optimization problem:

$$\min \{ \mathcal{E}(C; \mathcal{D}) : C \in \mathcal{A}(\mathcal{D}; l) \}, \tag{2.12}$$

where $\mathcal{D} = \{D_1, \dots, D_k\}$ is a given set of points in \mathbb{R}^d and l is a prescribed length.

Remark 2.6. When $k = 1$ problem (2.12) reads as

$$\mathcal{E} = \min \{ \mathcal{E}(C; D) : \mathcal{H}^1(C) = l, D \in C \}, \tag{2.13}$$

where $D \in \mathbb{R}^d$ and $l > 0$. In this case the solution is a line of length l starting from D (see Fig. 1). A proof of this fact, in a slightly different context, can be found in [4] and we report it here for the sake of completeness.

Let $C \in \mathcal{A}(D; l)$ be a generic connected set and let $w \in H_0^1(C; D)$ be its energy function, *i.e.* the minimizer of J on C . Let $v : [0, l] \rightarrow \mathbb{R}$ be such that $\mu_w(\tau) = \mu_v(\tau)$, where μ_w and μ_v are the distribution function of w and v respectively, defined by

$$\mu_w(\tau) = \mathcal{H}^1(w \leq \tau) = \sum_i \mathcal{H}^1(w_i \leq \tau), \quad \mu_v(\tau) = \mathcal{H}^1(v \leq \tau).$$

It is easy to see that, by the Cavalieri Formula, $\|v\|_{L^p([0, l])} = \|w\|_{L^p(C)}$, for each $p \geq 1$. By the co-area formula (2.11)

$$\int_C |w'|^2 \, d\mathcal{H}^1 = \int_0^{+\infty} \left(\sum_{w=\tau} |w'| \right) \, d\tau \geq \int_0^{+\infty} \left(\sum_{w=\tau} \frac{1}{|w'|} \right)^{-1} \, d\tau = \int_0^{+\infty} \frac{d\tau}{\mu'_w(\tau)}, \tag{2.14}$$

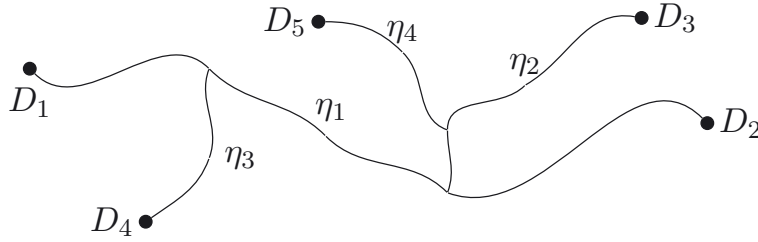
where we used the Cauchy–Schwartz inequality and the identity

$$\mu_w(t) = \mathcal{H}^1(\{w \leq t\}) = \int_{w \leq t} \frac{|w'|}{|w'|} \, ds = \int_0^t \left(\sum_{w=s} \frac{1}{|w'|} \right) \, ds$$

which implies that $\mu'_w(t) = \sum_{w=t} \frac{1}{|w'|}$. The same argument applied to v gives:

$$\int_0^l |v'|^2 \, dx = \int_0^{+\infty} \left(\sum_{v=\tau} |v'| \right) \, d\tau = \int_0^{+\infty} \frac{d\tau}{\mu'_v(\tau)}. \tag{2.15}$$

Since $\mu_w = \mu_v$, the conclusion follows.

FIGURE 2. Construction of the set C' .

The following Theorem shows that it is enough to study the problem (2.12) on the class of finite graphs embedded in \mathbb{R}^d . Consider the subset $\mathcal{A}_N(\mathcal{D}; l) \subset \mathcal{A}(\mathcal{D}; l)$ of those sets C for which there exists a finite family $\gamma_i : [0, l_i] \rightarrow \mathbb{R}$, $i = 1, \dots, n$ with $n \leq N$, of injective rectifiable curves such that $\cup_i \gamma_i([0, l_i]) = C$ and $\gamma_i((0, l_i)) \cap \gamma_j((0, l_j)) = \emptyset$, for each $i \neq j$.

Theorem 2.7. *Consider the set of distinct points $\mathcal{D} = \{D_1, \dots, D_k\} \subset \mathbb{R}^d$ and $l > 0$. We have that*

$$\inf \{ \mathcal{E}(C; \mathcal{D}) : C \in \mathcal{A}(\mathcal{D}; l) \} = \inf \{ \mathcal{E}(C; \mathcal{D}) : C \in \mathcal{A}_N(\mathcal{D}; l) \}, \quad (2.16)$$

where $N = 2k - 1$. Moreover, if C is a solution of the problem (2.12), then there is also a solution \tilde{C} of the same problem such that $\tilde{C} \in \mathcal{A}_N(\mathcal{D}; l)$.

Proof. Consider a connected set $C \in \mathcal{A}(\mathcal{D}; l)$. We show that there is a set $\tilde{C} \in \mathcal{A}_N(\mathcal{D}; l)$ such that $\mathcal{E}(\tilde{C}; \mathcal{D}) \leq \mathcal{E}(C; \mathcal{D})$. Let $\eta_1 : [0, a_1] \rightarrow C$ be a geodesic in C connecting D_1 to D_2 and let $\eta_2 : [0, a] \rightarrow C$ be a geodesic connecting D_3 to D_1 . Let a_2 be the smallest real number such that $\eta_2(a_2) \in \eta_1([0, a_1])$. Then, consider the geodesic η_3 connecting D_4 to D_1 and the smallest real number a_3 such that $\eta_3(a_3) \in \eta_1([0, a_1]) \cup \eta_2([0, a_2])$. Repeating this operation, we obtain a family of geodesics η_i , $i = 1, \dots, k - 1$ which intersect each other in a finite number of points. Each of these geodesics can be decomposed in several parts according to the intersection points with the other geodesics (see Fig. 2).

So, we can consider a new family of geodesics (still denoted by η_i), $\eta_i : [0, l_i] \rightarrow C$, $i = 1, \dots, n$, which does not intersect each other in internal points. Note that, by an induction argument on $k \geq 2$, we have $n \leq 2k - 3$. Let $C' = \cup_i \eta_i([0, l_i]) \subset C$. By the Second Rectifiability Theorem (see [2], Thm. 4.4.8), we have that

$$C = C' \cup E \cup \Gamma,$$

where $\mathcal{H}^1(E) = 0$ and $\Gamma = \left(\bigcup_{j=1}^{+\infty} \gamma_j \right)$, where $\gamma_j : [0, l_j] \rightarrow C$ for $j \geq 1$ is a family of Lipschitz curves in C . Moreover, we can suppose that $\mathcal{H}^1(\Gamma \cap C') = 0$. In fact, if $\mathcal{H}^1(\text{Im}(\gamma_j) \cap C') \neq 0$ for some $j \in \mathbb{N}$, we consider the restriction of γ_j to (the closure of) each connected component of $\gamma_j^{-1}(\mathbb{R}^d \setminus C')$.

Let $w \in H_0^1(C; \mathcal{D})$ be the energy function on C and let $v : [0, \mathcal{H}^1(\Gamma)] \rightarrow \mathbb{R}$ be a monotone increasing function such that $|\{v \leq \tau\}| = \mathcal{H}^1(\{w \leq \tau\} \cap \Gamma)$. Reasoning as in Remark 2.6, we have that

$$\frac{1}{2} \int_0^{\mathcal{H}^1(\Gamma)} |v'|^2 dx - \int_0^{\mathcal{H}^1(\Gamma)} v dx \leq \frac{1}{2} \int_{\Gamma} |w'|^2 d\mathcal{H}^1 - \int_{\Gamma} w d\mathcal{H}^1. \quad (2.17)$$

Let $\sigma : [0, \mathcal{H}^1(\Gamma)] \rightarrow \mathbb{R}^d$ be an injective arc-length parametrized curve such that $\text{Im}(\sigma) \cap C' = \sigma(0) = x'$, where $x' \in C'$ is the point where $w|_{C'}$ achieves its maximum. Let $\tilde{C} = C' \cup \text{Im}(\sigma)$. Notice that \tilde{C} connects the points D_1, \dots, D_k and has length $\mathcal{H}^1(\tilde{C}) = \mathcal{H}^1(C') + \mathcal{H}^1(\text{Im}(\sigma)) = \mathcal{H}^1(C') + \mathcal{H}^1(\Gamma) = l$. Moreover, we have

$$\mathcal{E}(\tilde{C}; \mathcal{D}) \leq J(\tilde{w}) \leq J(w) = \mathcal{E}(C; \mathcal{D}), \quad (2.18)$$

where \tilde{w} is defined by

$$\tilde{w}(x) = \begin{cases} w(x), & \text{if } x \in C', \\ v(t) + w(x') - v(0), & \text{if } x = \sigma(t). \end{cases} \quad (2.19)$$

We have then (2.18), *i.e.* the energy decreases. We conclude by noticing that the point x' where we attach σ to C' may be an internal point for η_i , *i.e.* a point such that $\eta_i^{-1}(x') \in (0, l_i)$. Thus, the set \tilde{C} is composed of at most $2k - 1$ injective arc-length parametrized curves which does not intersect in internal points, *i.e.* $\tilde{C} \in \mathcal{A}_{2k-1}(\mathcal{D}; l)$. \square

Remark 2.8. Theorem 2.7 above provides a nice class of admissible sets, where to search a minimizer of the energy functional \mathcal{E} . Indeed, according to its proof, we may limit ourselves to consider only graphs C such that:

1. C is a tree, *i.e.* it does not contain any closed loop;
2. The Dirichlet points D_i are vertices of degree one (endpoints) for C ;
3. There are at most $k - 1$ other vertices; if a vertex has degree three or more, we call it Kirchhoff point;
4. There is at most one vertex of degree one for C which is not a Dirichlet point. In this vertex the energy function w satisfies Neumann boundary condition $w' = 0$ and so we call it Neumann point.

The previous properties are also necessary conditions for the optimality of the graph C (see Prop. 3.12 for more details).

As we show in Example 4.3, the problem (2.12) may not have a solution in the class of connected sets. It is worth noticing that the lack of existence only occurs for particular configurations of the Dirichlet points D_i and not because of some degeneracy of the cost functional \mathcal{E} . In fact, we are able to produce other examples in which an optimal graph exists (see Sect. 4).

3. SOBOLEV SPACE AND DIRICHLET ENERGY OF A METRIC GRAPH

Let $V = \{V_1, \dots, V_N\}$ be a finite set and let $E \subset \{e_{ij} = \{V_i, V_j\}\}$ be a set of pairs of elements of V . We define combinatorial graph (or just graph) a pair $\Gamma = (V, E)$. We say the set $V = V(\Gamma)$ is the set of vertices of Γ and the set $E = E(\Gamma)$ is the set of edges. We denote with $|E|$ and $|V|$ the cardinalities of E and V and with $\deg(V_i)$ the degree of the vertex V_i , *i.e.* the number of edges incident to V_i .

A *path* in the graph Γ is a sequence $V_{\alpha_0}, \dots, V_{\alpha_n} \in V$ such that for each $k = 0, \dots, n - 1$, we have that $\{V_{\alpha_k}, V_{\alpha_{k+1}}\} \in E$. With this notation, we say that the path connects V_{i_0} to V_{i_α} . The path is said to be *simple* if there are no repeated vertices in $V_{\alpha_0}, \dots, V_{\alpha_n}$. We say that the graph $\Gamma = (V, E)$ is connected, if for each pair of vertices $V_i, V_j \in V$ there is a path connecting them. We say that the connected graph Γ is a tree, if after removing any edge, the graph becomes not connected.

If we associate a non-negative length (or weight) to each edge, *i.e.* a map $l : E(\Gamma) \rightarrow [0, +\infty)$, then we say that the couple (Γ, l) determines a metric graph of length

$$l(\Gamma) := \sum_{i < j} l(e_{ij}).$$

A function $u : \Gamma \rightarrow \mathbb{R}^n$ on the metric graph Γ is a collection of functions $u_{ij} : [0, l_{ij}] \rightarrow \mathbb{R}$, for $1 \leq i \neq j \leq N$, such that:

1. $u_{ji}(x) = u_{ij}(l_{ij} - x)$, for each $1 \leq i \neq j \leq N$,
2. $u_{ij}(0) = u_{ik}(0)$, for all $\{i, j, k\} \subset \{1, \dots, N\}$,

where we used the notation $l_{ij} = l(e_{ij})$. A function $u : \Gamma \rightarrow \mathbb{R}$ is said continuous ($u \in C(\Gamma)$), if $u_{ij} \in C([0, l_{ij}])$, for all $i, j \in \{1, \dots, n\}$. We call $L^p(\Gamma)$ the space of p -summable functions ($p \in [1, +\infty)$), *i.e.* the functions $u = (u_{ij})_{ij}$ such that

$$\|u\|_{L^p(\Gamma)}^p := \frac{1}{2} \sum_{i, j} \|u_{ij}\|_{L^p(0, l_{ij})}^p < +\infty,$$

where $\|\cdot\|_{L^p(a,b)}$ denotes the usual L^p norm on the interval $[a,b]$. As usual, the space $L^2(\Gamma)$ has a Hilbert structure endowed by the scalar product:

$$\langle u, v \rangle_{L^2(\Gamma)} := \frac{1}{2} \sum_{i,j} \langle u_{ij}, v_{ij} \rangle_{L^2(0, l_{ij})}.$$

We define the Sobolev space $H^1(\Gamma)$ as:

$$H^1(\Gamma) = \{u \in C(\Gamma) : u_{ij} \in H^1([0, l_{ij}]), \forall i, j \in \{1, \dots, n\}\}, \quad (3.1)$$

which is a Hilbert space with the norm

$$\|u\|_{H^1(\Gamma)}^2 = \frac{1}{2} \sum_{i,j} \|u_{ij}\|_{H^1([0, l_{ij}])}^2 = \frac{1}{2} \sum_{i,j} \left(\int_0^{l_{ij}} |u_{ij}|^2 dx + \int_0^{l_{ij}} |u'_{ij}|^2 dx \right). \quad (3.2)$$

Remark 3.1. Note that for $u \in H^1(\Gamma)$ the family of derivatives $(u'_{ij})_{1 \leq i \neq j \leq N}$ is not a function on Γ , since $u'_{ij}(x) = \frac{\partial}{\partial x} u_{ji}(l_{ij} - x) = -u'_{ji}(l_{ij} - x)$. Thus, we work with the function $|u'| = (|u'_{ij}|)_{1 \leq i \neq j \leq N} \in L^2(\Gamma)$.

Remark 3.2. The inclusions $H^1(\Gamma) \subset C(\Gamma)$ and $H^1(\Gamma) \subset L^2(\Gamma)$ are compact, since the corresponding inclusions, for each of the intervals $[0, l_{ij}]$, are compact. By the same argument, the H^1 norm is lower semicontinuous with respect to the strong L^2 convergence of the functions in $H^1(\Gamma)$.

For any subset $W = \{W_1, \dots, W_k\}$ of the set of vertices $V(\Gamma) = \{V_1, \dots, V_N\}$, we introduce the Sobolev space with *Dirichlet boundary conditions* on W :

$$H_0^1(\Gamma; W) = \{u \in H^1(\Gamma) : u(W_1) = \dots = u(W_k) = 0\}. \quad (3.3)$$

Remark 3.3. Arguing as in Remark 2.1 we have that for each $u \in H_0^1(\Gamma; W)$ and, more generally, for each $u \in H^1(\Gamma)$ such that $u(V_\alpha) = 0$ for some $\alpha = 1, \dots, N$, the Poincaré inequality

$$\|u\|_{L^2(\Gamma)} \leq l^{1/2} \|u\|_{L^\infty} \leq l \|u'\|_{L^2(\Gamma)}, \quad (3.4)$$

holds, where

$$\|u'\|_{L^2(\Gamma)}^2 := \int_\Gamma |u'|^2 dx := \sum_{i,j} \int_0^{l_{ij}} |u'_{ij}|^2 dx.$$

On the metric graph Γ , we consider the Dirichlet Energy with respect to W :

$$\mathcal{E}(\Gamma; W) = \inf \{J(u) : u \in H_0^1(\Gamma; W)\}, \quad (3.5)$$

where the functional $J : H_0^1(\Gamma; W) \rightarrow \mathbb{R}$ is defined by

$$J(u) = \frac{1}{2} \int_\Gamma |u'|^2 dx - \int_\Gamma u dx. \quad (3.6)$$

Lemma 3.4. *Given a metric graph Γ of length l and Dirichlet points $\{W_1, \dots, W_k\} \subset V(\Gamma) = \{V_1, \dots, V_N\}$, there is a unique function $w = (w_{ij})_{1 \leq i \neq j \leq N} \in H_0^1(\Gamma; W)$ which minimizes the functional J . Moreover, we have*

- (i) For each $1 \leq i \neq j \leq N$ and each $t \in (0, l_{ij})$, $-w''_{ij} = 1$;
- (ii) At every vertex $V_i \in V(\Gamma)$, which is not a Dirichlet point, w satisfies the Kirchhoff's law:

$$\sum_j w'_{ij}(0) = 0,$$

where the sum is over all j for which the edge e_{ij} exists;

Furthermore, the conditions (i) and (ii) uniquely determine w .

Proof. The existence is a consequence of Remark 3.2 and the uniqueness is due to the strict convexity of the L^2 norm. For any $\varphi \in H_0^1(\Gamma; W)$, we have that 0 is a critical point for the function

$$\varepsilon \mapsto \frac{1}{2} \int_{\Gamma} |(w + \varepsilon\varphi)'|^2 dx - \int_{\Gamma} (w + \varepsilon\varphi) dx.$$

Since φ is arbitrary, we obtain the first claim. The Kirchhoff's law at the vertex V_i follows by choosing φ supported in a “small neighborhood” of V_i . The last claim is due to the fact that if $u \in H_0^1(\Gamma; W)$ satisfies (i) and (ii), then it is an extremal for the convex functional J and so, $u = w$. \square

Remark 3.5. As in Remark 2.5 we have that the co-area formula holds for the functions $u \in H^1(\Gamma)$ and any positive Borel (on each edge) function $v : \Gamma \rightarrow \mathbb{R}$:

$$\begin{aligned} \int_{\Gamma} v(x) |u'(x)| dx &= \sum_{1 \leq i < j \leq N} \int_0^{l_{ij}} |u'_{ij}(x)| v(x) dx \\ &= \sum_{1 \leq i < j \leq N} \int_0^{+\infty} \left(\sum_{u_{ij}(x)=\tau} v(x) \right) d\tau \\ &= \int_0^{+\infty} \left(\sum_{u(x)=\tau} v(x) \right) d\tau. \end{aligned} \quad (3.7)$$

3.1. Optimization problem for the Dirichlet energy on the class of metric graphs

We say that the continuous function $\gamma = (\gamma_{ij})_{1 \leq i \neq j \leq N} : \Gamma \rightarrow \mathbb{R}^d$ is an *immersion* of the metric graph Γ into \mathbb{R}^d , if for each $1 \leq i \neq j \leq N$ the function $\gamma_{ij} : [0, l_{ij}] \rightarrow \mathbb{R}^d$ is an injective arc-length parametrized curve. We say that $\gamma : \Gamma \rightarrow \mathbb{R}^d$ is an *embedding*, if it is an immersion which is also injective, *i.e.* for any $i \neq j$ and $i' \neq j'$, we have

1. $\gamma_{ij}([0, l_{ij}]) \cap \gamma_{i'j'}([0, l_{i'j'}]) = \emptyset$,
2. $\gamma_{ij}(0) = \gamma_{i'j'}(0)$, if and only if, $i = i'$.

Remark 3.6. Suppose that Γ is a metric graph of length l and that $\gamma : \Gamma \rightarrow \mathbb{R}^d$ is an embedding. Then the set $C := \gamma(\Gamma)$ is rectifiable of length $\mathcal{H}^1(\gamma(\Gamma)) = l$ and the spaces $H^1(\Gamma)$ and $H^1(C)$ are isometric as Hilbert spaces, where the isomorphism is given by the composition with the function γ .

Consider a finite set of distinct points $\mathcal{D} = \{D_1, \dots, D_k\} \subset \mathbb{R}^d$ and let $l \geq St(\mathcal{D})$, where $St(\mathcal{D})$ is the length of the Steiner set, the minimal among the ones connecting all the points D_i (see [2], Thm. 4.5.9 for more details on the Steiner problem). Consider the optimization problem:

$$\min \{ \mathcal{E}(\Gamma; \mathcal{V}) : \Gamma \in CMG, l(\Gamma) = l, \mathcal{V} \subset V(\Gamma), \exists \gamma : \Gamma \rightarrow \mathbb{R}^d \text{ immersion, } \gamma(\mathcal{V}) = \mathcal{D} \}, \quad (3.8)$$

where CMG indicates the class of connected metric graphs. Note that since $l \geq St(\mathcal{D})$, there is a metric graph and an *embedding* $\gamma : \Gamma \rightarrow \mathbb{R}^d$ such that $\mathcal{D} \subset \gamma(V(\Gamma))$ and so the admissible set in the problem (3.8) is non-empty, as well as the admissible set in the problem

$$\min \{ \mathcal{E}(\Gamma; \mathcal{V}) : \Gamma \in CMG, l(\Gamma) = l, \mathcal{V} \subset V(\Gamma), \exists \gamma : \Gamma \rightarrow \mathbb{R}^d \text{ embedding, } \gamma(\mathcal{V}) = \mathcal{D} \}. \quad (3.9)$$

Remark 3.7. We will see in Theorem 3.11 that problem (3.8) admits a solution, while Example 4.3 shows that in general an optimal embedded graph for problem (3.9) may not exist. In the subsequent Section 4 we show some explicit examples for which the optimization problem (3.9) admits a solution which is then an embedded graph or equivalently a connected set $C \in \mathcal{A}(\mathcal{D}; l)$. This classical framework is also considered in [4], where the author studies the optimization problem (3.9) in the case $\mathcal{D} = \{D_1\}$, corresponding to our Remark 2.6.

Remark 3.8. By Remark 3.6 and by the fact that the functionals we consider are invariant with respect to the isometries of the Sobolev space, we have that the problems (2.12) and (3.9) are equivalent, *i.e.* if $\Gamma \in CMG$ and $\gamma : \Gamma \rightarrow \mathbb{R}^d$ is an embedding such that the pair (Γ, γ) is a solution of (3.9), then the set $\gamma(\Gamma)$ is a solution of the problem (2.12). On the other hand, if C is a solution of the problem (2.12), by Theorem 2.7, we can suppose that $C = \bigcup_{i=1}^N \gamma_i([0, l_i])$, where γ_i are injective arc-length parametrized curves, which does not intersect internally. Thus, we can construct a metric graph Γ with vertices the set of points $\{\gamma_i(0), \gamma_i(l_i)\}_{i=1}^N \subset \mathbb{R}^d$, and N edges of lengths l_i such that two vertices are connected by an edge, if and only if they are the endpoints of the same curve γ_i . The function $\gamma = (\gamma_i)_{i=1, \dots, N} : \Gamma \rightarrow \mathbb{R}^d$ is an embedding by construction and by Remark 3.6, we have $\mathcal{E}(C; \mathcal{D}) = \mathcal{E}(\Gamma; \mathcal{D})$.

Theorem 3.9. *Let $\mathcal{D} = \{D_1, \dots, D_k\} \subset \mathbb{R}^d$ be a finite set of points and let $l \geq St(\mathcal{D})$ be a positive real number. Suppose that Γ is a connected metric graph of length l , $\mathcal{V} \subset V(\Gamma)$ is a set of vertices of Γ and $\gamma : \Gamma \rightarrow \mathbb{R}^d$ is an immersion (embedding) such that $\mathcal{D} = \gamma(\mathcal{V})$. Then there exists a connected metric graph $\tilde{\Gamma}$ of at most $2k$ vertices and $2k - 1$ edges, a set $\tilde{\mathcal{V}} \subset V(\tilde{\Gamma})$ of vertices of $\tilde{\Gamma}$ and an immersion (embedding) $\tilde{\gamma} : \tilde{\Gamma} \rightarrow \mathbb{R}^d$ such that $\mathcal{D} = \tilde{\gamma}(\tilde{\mathcal{V}})$ and*

$$\mathcal{E}(\tilde{\Gamma}; \tilde{\mathcal{V}}) \leq \mathcal{E}(\Gamma; \mathcal{V}). \quad (3.10)$$

Proof. We repeat the argument from Theorem 2.7. We first construct a connected metric graph Γ' such that $V(\Gamma') \subset V(\Gamma)$ and the edges of Γ' are appropriately chosen paths in Γ . The edges of Γ , which are not part of any of these paths, are symmetrized in a single edge, which we attach to Γ' in a point, where the restriction of w to Γ' achieves its maximum, where w is the energy function for Γ .

Suppose that $V_1, \dots, V_k \in \mathcal{V} \subset V(\Gamma)$ are such that $\gamma(V_i) = D_i$, $i = 1, \dots, k$. We start constructing Γ' by taking $\tilde{\mathcal{V}} := \{V_1, \dots, V_k\} \subset V(\Gamma')$. Let $\sigma_1 = \{V_{i_0}, V_{i_1}, \dots, V_{i_s}\}$ be a path of different vertices (*i.e.* simple path) connecting $V_1 = V_{i_s}$ to $V_2 = V_{i_0}$ and let $\tilde{\sigma}_2 = \{V_{j_0}, V_{j_1}, \dots, V_{j_t}\}$ be a simple path connecting $V_1 = V_{j_t}$ to $V_3 = V_{j_0}$. Let $t' \in \{1, \dots, t\}$ be the smallest integer such that $V_{j_{t'}} \in \sigma_1$. Then we set $V_{j_{t'}} \in V(\Gamma')$ and $\sigma_2 = \{V_{j_0}, V_{j_1}, \dots, V_{j_{t'}}\}$. Consider a simple path $\tilde{\sigma}_3 = \{V_{m_0}, V_{m_1}, \dots, V_{m_r}\}$ connecting $V_1 = V_{m_r}$ to $V_3 = V_{m_0}$ and the smallest integer r' such that $V_{m_{r'}} \in \sigma_1 \cup \sigma_2$. We set $V_{m_{r'}} \in V(\Gamma')$ and $\sigma_3 = \{V_{m_0}, V_{m_1}, \dots, V_{m_{r'}}\}$. We continue the operation until each of the points V_1, \dots, V_k is in some path σ_j . Thus we obtain the set of vertices $V(\Gamma')$. We define the edges of Γ' by saying that $\{V_i, V_{i'}\} \in E(\Gamma')$ if there is a simple path σ connecting V_i to $V_{i'}$ and which is contained in some path σ_j from the construction above; the length of the edge $\{V_i, V_{i'}\}$ is the sum of the lengths of the edges of Γ which are part of σ . We notice that $\Gamma' \in CMG$ is a tree with at most $2k - 2$ vertices and $2k - 2$ edges. Moreover, even if Γ' is not a subgraph of Γ ($E(\Gamma')$ may not be a subset of $E(\Gamma)$), we have the inclusion $H^1(\Gamma') \subset H^1(\Gamma)$.

Consider the set $E'' \subset E(\Gamma)$ composed of the edges of Γ which are not part of any of the paths σ_j from the construction above. We denote with l'' the sum of the lengths of the edges in E'' . For any $e_{ij} \in E''$ we consider the restriction $w_{ij} : [0, l_{ij}] \rightarrow \mathbb{R}$ of the energy function w on e_{ij} . Let $v : [0, l''] \rightarrow \mathbb{R}$ be the monotone function defined by the equality $|\{v \geq \tau\}| = \sum_{e_{ij} \in E''} |\{w_{ij} \geq \tau\}|$. Using the co-area formula (3.7) and repeating the argument from Remark 2.13, we have that

$$\frac{1}{2} \int_0^{l''} |v'|^2 dx - \int_0^{l''} v(x) dx \leq \sum_{e_{ij} \in E''} \left(\frac{1}{2} \int_0^{l_{ij}} |w'_{ij}|^2 dx - \int_0^{l_{ij}} w_{ij} dx \right). \quad (3.11)$$

Let $\tilde{\Gamma}$ be the graph obtained from Γ by creating a new vertex W_1 in the point, where the restriction $w|_{\Gamma'}$ achieves its maximum, and another vertex W_2 , connected to W_1 by an edge of length l'' . It is straightforward to check that $\tilde{\Gamma}$ is a connected metric tree of length l and that there exists an immersion $\tilde{\gamma} : \tilde{\Gamma} \rightarrow \mathbb{R}^d$ such that $\mathcal{D} = \tilde{\gamma}(\tilde{\mathcal{V}})$. The inequality (3.10) follows since, by (3.11), $J(\tilde{w}) \leq J(w)$, where \tilde{w} is defined as w on the edges $E(\Gamma') \subset E(\tilde{\Gamma})$ and as v on the edge $\{W_1, W_2\}$. \square

Before we prove our main existence result, we need a preliminary Lemma.

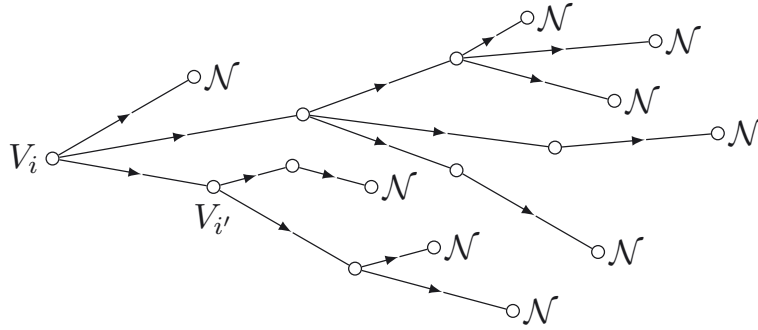


FIGURE 3. The graph $\tilde{\Gamma}$; with the letter \mathcal{N} we indicate the Neumann vertices.

Lemma 3.10. *Let Γ be a connected metric tree and let $\mathcal{V} \subset V(\Gamma)$ be a set of Dirichlet vertices. Let $w \in H_0^1(\Gamma; \mathcal{V})$ be the energy function on Γ with Dirichlet conditions in \mathcal{V} , i.e. the function that realizes the minimum in the definition of $\mathcal{E}(\Gamma; \mathcal{V})$. Then, we have the bound $\|w'\|_{L^\infty} \leq l(\Gamma)$.*

Proof. Up to adding vertices in the points where $|w'| = 0$, we can suppose that on each edge $e_{ij} := \{V_i, V_j\} \in E(\Gamma)$ the function $w_{ij} : [0, l_{ij}] \rightarrow \mathbb{R}^+$ is monotone. Moreover, up to relabel the vertices of Γ we can suppose that if $e_{ij} \in V(\Gamma)$ and $i < j$, then $w(V_i) \leq w(V_j)$. Fix $V_i, V_{i'} \in V(\Gamma)$ such that $e_{ii'} \in E(\Gamma)$. Note that, since the derivative is monotone on each edge, it suffices to prove that $|w'_{ii'}(0)| \leq l(\Gamma)$. It is enough to consider the case $i < i'$, i.e. $w'_{ii'}(0) > 0$. We construct the graph $\tilde{\Gamma}$ inductively, as follows (see Fig. 3):

1. $V_i \in V(\tilde{\Gamma})$;
2. if $V_j \in V(\tilde{\Gamma})$ and $V_k \in V(\Gamma)$ are such that $e_{jk} \in E(\Gamma)$ and $j < k$, then $V_k \in V(\tilde{\Gamma})$ and $e_{jk} \in E(\tilde{\Gamma})$.

The graph $\tilde{\Gamma}$ constructed by the above procedure and the restriction $\tilde{w} \in H^1(\tilde{\Gamma})$ of w to $\tilde{\Gamma}$ have the following properties:

- (a) On each edge $e_{jk} \in E(\tilde{\Gamma})$, the function \tilde{w}_{jk} is non-negative, monotone and $\tilde{w}''_{jk} = -1$;
- (b) $\tilde{w}(V_j) > \tilde{w}(V_k)$ whenever $e_{jk} \in E(\tilde{\Gamma})$ and $j > k$;
- (c) if $V_j \in V(\tilde{\Gamma})$ and $j > i$, then there is exactly one $k < j$ such that $e_{kj} \in E(\tilde{\Gamma})$;
- (d) for j and k as in the previous point, we have that

$$0 \leq \tilde{w}'_{kj}(l_{kj}) \leq \sum_s \tilde{w}'_{js}(0),$$

where the sum on the right-hand side is over all $s > j$ such that $e_{sj} \in E(\tilde{\Gamma})$. If there are not such s , we have that $\tilde{w}'_{kj}(l_{kj}) = 0$.

The first three conditions follow by the construction of $\tilde{\Gamma}$, while condition (d) is a consequence of the Kirchhoff's law for w .

We prove that for any graph $\tilde{\Gamma}$ and any function $\tilde{w} \in H^1(\tilde{\Gamma})$, for which the conditions (a), (b), (c) and (d) are satisfied, we have that

$$\sum_j \tilde{w}'_{ij}(0) \leq l(\tilde{\Gamma}),$$

where the sum is over all $j \geq i$ and $e_{ij} \in E(\tilde{\Gamma})$. It is enough to observe that each of the operations (i) and (ii) described below, produces a graph which still satisfies (a), (b), (c) and (d). Let $V_j \in V(\tilde{\Gamma})$ be such that for each $s > j$ for which $e_{js} \in E(\tilde{\Gamma})$, we have that $\tilde{w}'_{js}(l_{js}) = 0$ and let $k < j$ be such that $e_{jk} \in E(\tilde{\Gamma})$.

- (i) If there is only one $s > j$ with $e_{js} \in E(\tilde{\Gamma})$, then we erase the vertex V_j and the edges e_{kj} and e_{js} and add the edge e_{ks} of length $l_{ks} := l_{kj} + l_{js}$. On the new edge we define $\tilde{w}_{ks} : [0, l_{ks}] \rightarrow \mathbb{R}^+$ as

$$\tilde{w}_{ks}(x) = -\frac{x^2}{2} + l_{ks}x + \tilde{w}_{kj}(0),$$

which still satisfies the conditions above since $\tilde{w}'_{kj} - l_{kj} \leq l_{js}$, by (d), and $\tilde{w}'_{ks} = l_{ks} \geq \tilde{w}'_{kj}(0)$.

- (ii) If there are at least two $s > j$ such that $e_{js} \in E(\tilde{\Gamma})$, we erase all the vertices V_s and edges e_{js} , substituting them with a vertex V_S connected to V_j by an edge e_{jS} of length

$$l_{jS} := \sum_s l_{js},$$

where the sum is over all $s > j$ with $e_{js} \in E(\tilde{\Gamma})$. On the new edge, we consider the function \tilde{w}_{jS} defined by

$$\tilde{w}_{jS}(x) = -\frac{x^2}{2} + l_{jS}x + \tilde{w}(V_j),$$

which still satisfies the conditions above since

$$\sum_{\{s: s>j\}} \tilde{w}'_{js}(0) = \sum_{\{s: s>j\}} l_{js} = l_{jS} = \tilde{w}'_{jS}(0).$$

We apply (i) and (ii) until we obtain a graph with vertices V_i, V_j and only one edge e_{ij} of length $l(\tilde{\Gamma})$. The function we obtain on this graph is $-\frac{x^2}{2} + l(\tilde{\Gamma})x$ with derivative in 0 equal to $l(\tilde{\Gamma})$. Since, after applying (i) and (ii), the sum $\sum_{j>i} \tilde{w}'_{ij}(0)$ does not decrease, we have the thesis. \square

Theorem 3.11. *Consider a set of distinct points $\mathcal{D} = \{D_1, \dots, D_k\} \subset \mathbb{R}^d$ and a positive real number $l \geq St(\mathcal{D})$. Then there exists a connected metric graph Γ , a set of vertices $\mathcal{V} \subset V(\Gamma)$ and an immersion $\gamma : \Gamma \rightarrow \mathbb{R}^d$ which are solution of the problem (3.8). Moreover, Γ can be chosen to be a tree of at most $2k$ vertices and $2k - 1$ edges.*

Proof. Consider a minimizing sequence (Γ_n, γ_n) of connected metric graphs Γ_n and immersions $\gamma_n : \Gamma_n \rightarrow \mathbb{R}^d$. By Theorem 3.9, we can suppose that each Γ_n is a tree with at most $2k$ vertices and $2k - 1$ edges. Up to extracting a subsequence, we may assume that the metric graphs Γ_n are the same graph Γ but with different lengths l_{ij}^n of the edges e_{ij} . We can suppose that for each $e_{ij} \in E(\Gamma)$ $l_{ij}^n \rightarrow l_{ij}$ for some $l_{ij} \geq 0$ as $n \rightarrow \infty$. We construct the graph $\tilde{\Gamma}$ from Γ identifying the vertices $V_i, V_j \in V(\Gamma)$ such that $l_{ij} = 0$. The graph $\tilde{\Gamma}$ is a connected metric tree of length l and there is an immersion $\tilde{\gamma} : \tilde{\Gamma} \rightarrow \mathbb{R}^d$ such that $\mathcal{D} \subset \tilde{\gamma}(\tilde{\Gamma})$. In fact if $\{V_1, \dots, V_N\}$ are the vertices of Γ , up to extracting a subsequence, we can suppose that for each $i = 1, \dots, N$ $\gamma_n(V_i) \rightarrow X_i \in \mathbb{R}^d$. We define $\tilde{\gamma}(V_i) := X_i$ and $\gamma_{ij} : [0, l_{ij}] \rightarrow \mathbb{R}^d$ as any injective arc-length parametrized curve connecting X_i and X_j , which exists, since

$$l_{ij} = \lim l_{ij}^n \geq \lim |\gamma_n(V_i) - \gamma_n(V_j)| = |X_i - X_j|.$$

To prove the theorem, it is enough to check that

$$\mathcal{E}(\tilde{\Gamma}; \mathcal{V}) = \lim_{n \rightarrow \infty} \mathcal{E}(\Gamma_n; \mathcal{V}).$$

Let $w^n = (w_{ij}^n)_{ij}$ be the energy function on Γ_n . Up to a subsequence, we may suppose that for each $i = 1, \dots, N$, $w^n(V_i) \rightarrow a_i \in \mathbb{R}$ as $n \rightarrow \infty$. Moreover, by Lemma 3.10, we have that if $l_{ij} = 0$, then $a_i = a_j$. On each of the edges $e_{ij} \in E(\tilde{\Gamma})$, where $l_{ij} > 0$, we define the function $w_{ij} : [0, l_{ij}] \rightarrow \mathbb{R}$ as the parabola such that $w_{ij}(0) = a_i$, $w_{ij}(l_{ij}) = a_j$ and $w_{ij}'' = -1$ on $(0, l_{ij})$. Then, we have

$$\frac{1}{2} \int_0^{l_{ij}^n} |(w_{ij}^n)'|^2 dx - \int_0^{l_{ij}^n} w_{ij}^n dx \xrightarrow{n \rightarrow \infty} \frac{1}{2} \int_0^{l_{ij}} |(w_{ij})'|^2 dx - \int_0^{l_{ij}} w_{ij} dx,$$

and so, it is enough to prove that $\tilde{w} = (w_{ij})_{ij}$ is the energy function on $\tilde{\Gamma}$, *i.e.* (by Lem. 3.4) that the Kirchoff's law holds in each vertex of $\tilde{\Gamma}$. This follows since for each $1 \leq i \neq j \leq N$ we have

1. $(w_{ij}^n)'(0) \rightarrow w_{ij}'(0)$, as $n \rightarrow \infty$, if $l_{ij} \neq 0$;
2. $|(w_{ij}^n)'(0) - (w_{ij}^n)'(l_{ij}^n)| \leq l_{ij}^n \rightarrow 0$, as $n \rightarrow \infty$, if $l_{ij} = 0$.

The proof is then concluded. \square

The proofs of Theorem 3.9 and Theorem 3.11 suggest that a solution $(\Gamma, \mathcal{V}, \gamma)$ of the problem (3.8) must satisfy some optimality conditions. We summarize this additional information in the following Proposition.

Proposition 3.12. *Consider a connected metric graph Γ , a set of vertices $\mathcal{V} \subset V(\Gamma)$ and an immersion $\gamma : \Gamma \rightarrow \mathbb{R}^d$ such that $(\Gamma, \mathcal{V}, \gamma)$ is a solution of the problem (3.8). Moreover, suppose that all the vertices of degree two are in the set \mathcal{V} . Then we have that:*

- (i) *The graph Γ is a tree;*
- (ii) *The set \mathcal{V} has exactly k elements, where k is the number of Dirichlet points $\{D_1, \dots, D_k\}$;*
- (iii) *There is at most one vertex $V_j \in V(\Gamma) \setminus \mathcal{V}$ of degree one;*
- (iv) *If there is no vertex of degree one in $V(\Gamma) \setminus \mathcal{V}$, then the graph Γ has at most $2k - 2$ vertices and $2k - 3$ edges;*
- (v) *If there is exactly one vertex of degree one in $V(\Gamma) \setminus \mathcal{V}$, then the graph Γ has at most $2k$ vertices and $2k - 1$ edges.*

Proof. We use the notation $V(\Gamma) = \{V_1, \dots, V_N\}$ for the vertices of Γ and e_{ij} for the edges $\{V_i, V_j\} \in E(\Gamma)$, whose lengths are denoted by l_{ij} . Moreover, we can suppose that for $j = 1, \dots, k$, we have $\gamma(V_j) = D_j$, where D_1, \dots, D_k are the Dirichlet points from problem (3.8) and so, $\{V_1, \dots, V_k\} \subset \mathcal{V}$. Let $w = (w_{ij})_{ij}$ be the energy function on Γ with Dirichlet conditions in the points of \mathcal{V} .

1. Suppose that we can remove an edge $e_{ij} \in E(\Gamma)$, such that the graph $\Gamma' = (V(\Gamma), E(\Gamma) \setminus e_{ij})$ is still connected. Since $w_{ij}'' = -1$ on $[0, l_{ij}]$ we have that at least one of the derivatives $w_{ij}'(0)$ and $w_{ij}'(l_{ij})$ is not zero. We can suppose that $w_{ij}'(l_{ij}) \neq 0$. Consider the new graph $\tilde{\Gamma}$ to which we add a new vertex: $V(\tilde{\Gamma}) = V(\Gamma) \cup V_0$, then erase the edge e_{ij} and create a new one $e_{i0} = \{V_i, V_0\}$, of the same length, connecting V_i to V_0 : $E(\tilde{\Gamma}) = (E(\Gamma) \setminus e_{ij}) \cup e_{i0}$. Let \tilde{w} be the energy function on $\tilde{\Gamma}$ with Dirichlet conditions in \mathcal{V} . When seen as a subspace of $\oplus_{ij} H^1([0, l_{ij}])$, we have that $H_0^1(\Gamma; \mathcal{V}) \subset H_0^1(\tilde{\Gamma}; \mathcal{V})$ and so $\mathcal{E}(\tilde{\Gamma}; \mathcal{V}) \leq \mathcal{E}(\Gamma; \mathcal{V})$, where the equality occurs, if and only if the energy functions w and \tilde{w} have the same components in $\oplus_{ij} H^1([0, l_{ij}])$. In particular, we must have that $w_{ij} = \tilde{w}_{i0}$ on the interval $[0, l_{ij}]$, which is impossible since $w_{ij}'(l_{ij}) \neq 0$ and $\tilde{w}_{i0}'(l_{ij}) = 0$.
2. Suppose that there is a vertex $V_j \in \mathcal{V}$ with $j > k$ and let \tilde{w} be the energy function on Γ with Dirichlet conditions in $\{V_1, \dots, V_k\}$. We have the inclusion $H_0^1(\Gamma; \mathcal{V}) \subset H_0^1(\Gamma; \{V_1, \dots, V_k\})$ and so, the inequality $J(\tilde{w}) = \mathcal{E}(\Gamma; \{V_1, \dots, V_k\}) \leq \mathcal{E}(\Gamma; \mathcal{V}) = J(w)$, which becomes an equality if and only if $\tilde{w} = w$, which is impossible. Indeed, if the equality holds, then in V_j , w satisfies both the Dirichlet condition and the Kirchoff's law. Since w is positive, for any edge e_{ji} we must have $w_{ji}(0) = 0$, $w_{ji}'(0) = 0$, $w_{ji}'' = -1$ and $w_{ji} \geq 0$ on $[0, l_{ji}]$, which is impossible.
3. Suppose that there are two vertices V_i and V_j of degree one, which are not in \mathcal{V} , *i.e.* $i, j > k$. Since Γ is connected, there are two edges, $e_{i'}$ and $e_{j'}$ starting from V_i and V_j respectively. Suppose that the energy function $w \in H_0^1(\Gamma; \{V_1, \dots, V_k\})$ is such that $w(V_i) \geq w(V_j)$. We define a new graph $\tilde{\Gamma}$ by erasing the edge $e_{j'}$ and creating the edge e_{ij} of length $l_{j'}$. On the new edge e_{ij} we consider the function $w_{ij}(x) = w_{j'j'}(x) + w(V_i) - w(V_j)$. The function \tilde{w} on $\tilde{\Gamma}$ obtained by this construction is such that $J(\tilde{w}) \leq J(w)$, which proves the claim.

The points (iv) and (v) follow by the construction in Theorem 3.9 and the previous claims (i), (ii) and (iii). \square

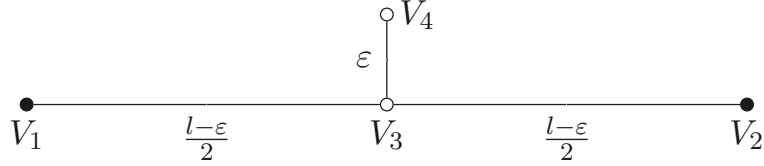


FIGURE 4. The optimal graph with two Dirichlet points.

Remark 3.13. Suppose that $V_j \in V(\Gamma) \setminus \mathcal{V}$ is a vertex of degree one and let V_i be the vertex such that $e_{ij} \in E(\Gamma)$. Then the energy function w with Dirichlet conditions in \mathcal{V} satisfies $w'_{ji}(0) = 0$. In this case, we call V_j a Neumann vertex. By Proposition 3.12, an optimal graph has at most one Neumann vertex.

4. SOME EXAMPLES OF OPTIMAL METRIC GRAPHS

In this section we show three examples. In the first one we deal with two Dirichlet points, the second concerns three aligned Dirichlet points and the third one deals with the case in which the Dirichlet points are vertices of an equilateral triangle. In the first and the third one we find the minimizer explicitly as an embedded graph, while in the second one we limit ourselves to prove that there is no embedded minimizer of the energy, *i.e.* the problem (3.9) does not admit a solution.

In the following example we use a symmetrization technique similar to the one from Remark 2.6.

Example 4.1. Let D_1 and D_2 be two distinct points in \mathbb{R}^d and let $l \geq |D_1 - D_2|$ be a real number. Then the problem

$$\min\{\mathcal{E}(\Gamma; \{V_1, V_2\}) : \Gamma \in CMG, l(\Gamma) = l, V_1, V_2 \in V(\Gamma), \text{ exists } \gamma : \Gamma \rightarrow \mathbb{R} \text{ immersion, } \gamma(V_1) = D_1, \gamma(V_2) = D_2\}. \quad (4.1)$$

has a solution (Γ, γ) , where Γ is a metric graph with vertices $V(\Gamma) = \{V_1, V_2, V_3, V_4\}$ and edges $E(\Gamma) = \{e_{13} = \{V_1, V_3\}, e_{23} = \{V_2, V_3\}, e_{43} = \{V_4, V_3\}\}$ of lengths $l_{13} = l_{23} = \frac{1}{2}|D_1 - D_2|$ and $l_{34} = l - |D_1 - D_2|$, respectively. The map $\gamma : \Gamma \rightarrow \mathbb{R}^d$ is an embedding such that $\gamma(V_1) = D_1$, $\gamma(V_2) = D_2$ and $\gamma(V_3) = \frac{D_1 + D_2}{2}$ (see Fig. 4).

To fix the notations, we suppose that $|D_1 - D_2| = l - \varepsilon$. Let $u = (u_{ij})_{ij}$ be the energy function of a generic metric graph Σ and immersion $\sigma : \Sigma \rightarrow \mathbb{R}^d$ with $D_1, D_2 \in \sigma(V(\Sigma))$. Let $M = \max\{u(x) : x \in \Sigma\} > 0$. We construct a candidate $v \in H_0^1(\Gamma; \{V_1, V_2\})$ such that $J(v) \leq J(u)$, which immediately gives the conclusion.

We define v by the following three *increasing* functions

$$v_{13} = v_{23} \in H^1([0, (l - \varepsilon)/2]), \quad v_{34} \in H^1([0, \varepsilon]),$$

with boundary values

$$v_{13}(0) = v_{23}(0) = 0, \quad v_{13}((l - \varepsilon)/2) = v_{23}((l - \varepsilon)/2) = v_{34}(0) = m < M,$$

and level sets uniquely determined by the equality $\mu_u = \mu_v$, where μ_u and μ_v are the distribution functions of u and v respectively, defined by

$$\begin{aligned} \mu_u(t) &= \mathcal{H}^1(\{u \leq t\}) = \sum_{e_{ij} \in E(\Sigma)} \mathcal{H}^1(\{u_{ij} \leq t\}), \\ \mu_v(t) &= \mathcal{H}^1(\{v \leq t\}) = \sum_{j=1,2,4} \mathcal{H}^1(\{v_{j3} \leq t\}). \end{aligned}$$

As in Remark 2.6 we have $\|v\|_{L^1(\Gamma)} = \|u\|_{L^1(C)}$ and

$$\int_{\Sigma} |u'|^2 dx = \int_0^M \left(\sum_{u=\tau} |u'| \right) d\tau \geq \int_0^M n_u^2(\tau) \left(\sum_{u=\tau} \frac{1}{|u'|(\tau)} \right)^{-1} d\tau = \int_0^M \frac{n_u^2(\tau)}{\mu'_u(\tau)} d\tau \quad (4.2)$$

where $n_u(\tau) = \mathcal{H}^0(\{u = \tau\})$. The same argument holds for v on the graph Γ but, this time, with the equality sign:

$$\int_{\Gamma} |v'|^2 dx = \int_0^M \left(\sum_{v=\tau} |v'| \right) d\tau = \int_0^M \frac{n_v^2(\tau)}{\mu'_v(\tau)} d\tau, \quad (4.3)$$

since $|v'|$ is constant on $\{v = \tau\}$, for every τ . Then, in view of (4.2) and (4.3), to conclude it is enough to prove that $n_u(\tau) \geq n_v(\tau)$ for almost every τ . To this aim we first notice that, by construction $n_v(\tau) = 1$ if $\tau \in [m, M]$ and $n_v(\tau) = 2$ if $\tau \in [0, m)$. Since n_u is decreasing and greater than 1 on $[0, M]$, we only need to prove that $n_u \geq 2$ on $[0, m]$. To see this, consider two vertices $W_1, W_2 \in V(\Sigma)$ such that $\sigma(W_1) = D_1$ and $\sigma(W_2) = D_2$. Let η be a simple path connecting W_1 to W_2 in Σ . Since σ is an immersion we know that the length $l(\eta)$ of η is at least $l - \varepsilon$. By the continuity of u , we know that $n_u \geq 2$ on the interval $[0, \max_{\eta} u)$. Since $n_v = 1$ on $[m, M]$, we need to show that $\max_{\eta} u \geq m$. Otherwise, we would have

$$l(\eta) \leq |\{u \leq \max_{\eta} u\}| < |\{u \leq m\}| = |\{v \leq m\}| = |D_1 - D_2| \leq l(\eta),$$

which is impossible.

Remark 4.2. In the previous example the optimal metric graph Γ is such that for any (admissible) immersion $\gamma : \Gamma \rightarrow \mathbb{R}^d$, we have $|\gamma(V_1) - \gamma(V_3)| = l_{13}$ and $|\gamma(V_2) - \gamma(V_3)| = l_{23}$, *i.e.* the point $\gamma(V_3)$ is necessarily the midpoint $\frac{D_1 + D_2}{2}$, so we have a sort of *rigidity* of the graph Γ . More generally, we say that an edge e_{ij} is *rigid*, if for any admissible immersion $\gamma : \Gamma \rightarrow \mathbb{R}^d$, *i.e.* an immersion such that $\mathcal{D} = \gamma(\mathcal{V})$, we have $|\gamma(V_i) - \gamma(V_j)| = l_{ij}$, in other words the realization of the edge e_{ij} in \mathbb{R}^d *via* any immersion γ is a segment. One may expect that in the optimal graph all the edges, except the one containing the Neumann vertex, are rigid. Unfortunately, we are able to prove only the weaker result that:

1. If the energy function w , of an optimal metric graph Γ , has a local maximum in the interior of an edge e_{ij} , then the edge is rigid; if the maximum is global, then Γ has no Neumann vertices;
2. If Γ contains a Neumann vertex V_j , then w achieves its maximum at it.

To prove the second claim, we just observe that if it is not the case, then we can use an argument similar to the one from point (iii) of Proposition 3.12, erasing the edge e_{ij} containing the Neumann vertex V_j and creating an edge of the same length that connects V_j to the point, where w achieves its maximum, which we may assume a vertex of Γ (possibly of degree two).

For the first claim, we apply a different construction which involves a symmetrization technique. In fact, if the edge e_{ij} is not rigid, then we can create a new metric graph of smaller energy, for which there is still an immersion which satisfies the conditions in problem (3.8). In this there are points $0 < a < b < l_{ij}$ such that $l_{ij} - (b - a) \geq |\gamma(V_i) - \gamma(V_j)|$ and $\min_{[a,b]} w_{ij} = w_{ij}(a) = w_{ij}(b) < \max_{[a,b]} w_{ij}$. Since the edge is not rigid, there is an immersion γ such that $|\gamma_{ij}(a) - \gamma_{ij}(b)| > |b - a|$. The problem (4.1) with $D_1 = \gamma_{ij}(a)$ and $D_2 = \gamma_{ij}(b)$ has as a solution the T -like graph described in Example 4.1. This shows, that the original graph could not be optimal, which is a contradiction.

Example 4.3. Consider the set of points $\mathcal{D} = \{D_1, D_2, D_3\} \subset \mathbb{R}^2$ with coordinates respectively $(-1, 0)$, $(1, 0)$ and $(n, 0)$, where n is a positive integer. Given $l = (n + 2)$, we aim to show that for n large enough there is no solution of the optimization problem

$$\min \{\mathcal{E}(\Gamma; \mathcal{V}) : \Gamma \in CMG, l(\Gamma) = l, \mathcal{V} \subset V(\Gamma), \exists \gamma : \Gamma \rightarrow \mathbb{R} \text{ embedding, } \mathcal{D} = \gamma(\mathcal{V})\}. \quad (4.4)$$

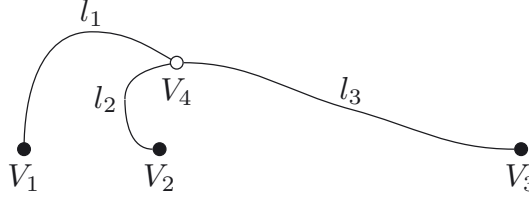
In fact, we show that all the possible solutions of the problem

$$\min \{\mathcal{E}(\Gamma; \mathcal{V}) : \Gamma \in CMG, l(\Gamma) = l, \mathcal{V} \subset V(\Gamma), \exists \gamma : \Gamma \rightarrow \mathbb{R} \text{ immersion, } \mathcal{D} = \gamma(\mathcal{V})\} \quad (4.5)$$

are metric graphs Γ for which there is no embedding $\gamma : \Gamma \rightarrow \mathbb{R}^2$ such that $\mathcal{D} \subset \gamma(V(\Gamma))$. Moreover, there is a sequence of embedded metric graphs which is a minimizing sequence for the problem (4.5).



FIGURE 5. The two candidates for a solution of (4.5).

FIGURE 6. A metric tree with the same topology as Γ_1 .

More precisely, we show that the only possible solution of (4.5) is one of the following metric trees:

- (i) Γ_1 with vertices $V(\Gamma_1) = \{V_1, V_2, V_3, V_4\}$ and edges $E(\Gamma_1) = \{e_{14} = \{V_1, V_4\}, e_{24} = \{V_2, V_4\}, e_{34} = \{V_3, V_4\}\}$ of lengths $l_{14} = l_{24} = 1$ and $l_{34} = n$, respectively. The set of vertices in which the Dirichlet condition holds is $\mathcal{V}_1 = \{V_1, V_2, V_3\}$.
- (ii) Γ_2 with vertices $V(\Gamma_2) = \{W_i\}_{i=1}^6$, and edges $E(\Gamma_2) = \{e_{14}, e_{24}, e_{35}, e_{45}, e_{56}\}$, where $e_{ij} = \{W_i, W_j\}$ for $1 \leq i \neq j \leq 6$ of lengths $l_{14} = 1 + \alpha$, $l_{24} = 1 - \alpha$, $l_{35} = n - \beta$, $l_{45} = \beta - \alpha$, $l_{56} = \alpha$, where $0 < \alpha < 1$ and $\alpha < \beta < n$. The set of vertices in which the Dirichlet condition holds is $\mathcal{V}_1 = \{V_1, V_2, V_3\}$. A possible immersion γ is described in Figure 5.

We start showing that if there is an optimal metric graph with no Neumann vertex, then it must be Γ_1 . In fact, by Proposition 3.12, we know that the optimal metric graph is of the form Γ_1 , but we have no information on the lengths of the edges, which we set as $l_i = l(e_{i4})$, for $i = 1, 2, 3$ (see Fig. 6). We can calculate explicitly the minimizer of the energy functional and the energy itself in function of l_1, l_2 and l_3 .

The minimizer of the energy $w : \Gamma \rightarrow \mathbb{R}$ is given by the functions $w_i : [0, l_i] \rightarrow \mathbb{R}$, where $i = 1, 2, 3$ and

$$w_i(x) = -\frac{x^2}{2} + a_i x. \quad (4.6)$$

where

$$a_1 = \frac{l_1}{2} + \frac{l_2 l_3 (l_1 + l_2 + l_3)}{2(l_1 l_2 + l_2 l_3 + l_3 l_1)}, \quad (4.7)$$

and a_2 and a_3 are defined by a cyclic permutation of the indices. As a consequence, we obtain that the derivative along the edge e_{14} in the vertex V_4 is given by

$$w'_1(l_1) = -l_1 + a_1 = -\frac{l_1}{2} + \frac{l_2 l_3 (l_1 + l_2 + l_3)}{2(l_1 l_2 + l_2 l_3 + l_3 l_1)}, \quad (4.8)$$

and integrating the energy function w on Γ , we obtain

$$\mathcal{E}(\Gamma; \{V_1, V_2, V_3\}) = -\frac{1}{12}(l_1^3 + l_2^3 + l_3^3) - \frac{(l_1 + l_2 + l_3)^2 l_1 l_2 l_3}{4(l_1 l_2 + l_2 l_3 + l_3 l_1)}. \quad (4.9)$$

Studying this function using Lagrange multipliers is somehow complicated due to the complexity of its domain. Thus we use a more geometric approach applying the symmetrization technique described in Remark 2.6 in

FIGURE 7. The graph Γ (on the left) and the modified one $\tilde{\Gamma}$ (on the right).

order to select the possible candidates. We prove that if the graph is optimal, then all the edges must be rigid (this would force the graph to coincide with Γ_1). Suppose that the optimal graph Γ is not rigid, *i.e.* there is a non-rigid edge. Then, for $n > 4$, we have that $l_2 < l_1 < l_3$ and so, by (4.8), we obtain $w'_3(l_3) < w'_1(l_1) < w'_2(l_2)$. As a consequence of the Kirchoff's law we have $w'_3(l_3) < 0$ and $w'_2(l_2) > 0$ and so, w has a local maximum on the edge e_{34} and is increasing on e_{14} . By Remark 4.2, we obtain that the edge e_{34} is rigid.

We first prove that $w'_1(l_1) > 0$. In fact, if this is not the case, *i.e.* $w'_1(l_1) < 0$, by Remark 4.2, we have that the edges e_{14} is also rigid and so, $l_1 + l_3 = |D_1 - D_3| = n + 1$, *i.e.* $l_2 = 1$. Moreover, by (4.8), we have that $w'_1(l_1) < 0$, if and only if $l_1^2 > l_2 l_3 = l_3$. The last inequality does not hold for $n > 11$, since, by the triangle inequality, $l_2 + l_3 \geq |D_2 - D_3| = n - 1$, we have $l_1 \leq 3$. Thus, for n large enough, we have that w is increasing on the edge e_{14} .

We now prove that the edges e_{14} and e_{24} are rigid. In fact, suppose that e_{24} is not rigid. Let $a \in (0, l_1)$ and $b \in (0, l_2)$ be two points close to l_1 and l_2 respectively and such that $w_{14}(a) = w_{24}(b) < w(V_4)$ since w_{14} and w_{24} are strictly increasing. Consider the metric graph $\tilde{\Gamma}$ whose vertices and edges are

$$V(\tilde{\Gamma}) = \{V_1 = \tilde{V}_1, V_2 = \tilde{V}_2, V_3 = \tilde{V}_3, V_4 = \tilde{V}_4, \tilde{V}_5, \tilde{V}_6\},$$

$$E(\tilde{\Gamma}) = \{e_{15}, e_{25}, e_{45}, e_{34}, e_{46}\},$$

where $e_{ij} = \{\tilde{V}_i, \tilde{V}_j\}$ and the lengths of the edges are respectively (see Fig. 7)

$$\tilde{l}_{15} = a, \tilde{l}_{25} = b, \tilde{l}_{45} = l_2 - b, \tilde{l}_{34} = l_3, \tilde{l}_{46} = l_1 - a.$$

The new metric graph is still a competitor in the problem (4.5) and there is a function $w \in H_0^1(\tilde{\Gamma}; \{V_1, V_2, V_3\})$ such that $\mathcal{E}(\tilde{\Gamma}; \{V_1, V_2, V_3\}) < J(\tilde{w}) = J(w)$, which is a contradiction with the optimality of Γ . In fact, it is enough to define \tilde{w} as

$$\tilde{w}_{15} = w_{14}|_{[0,a]}, \tilde{w}_{25} = w_{24}|_{[0,b]}, \tilde{w}_{54} = w_{24}|_{[b,l_2]}, \tilde{w}_{34} = w_{34}, \tilde{w}_{64} = w_{14}|_{[a,l_1]},$$

and observe that \tilde{w} is not the energy function on the graph $\tilde{\Gamma}$ since it does not satisfy the Neumann condition in \tilde{V}_6 . In the same way, if we suppose that w_{14} is not rigid, we obtain a contradiction, and so all the three edges must be rigid, *i.e.* $\Gamma = \Gamma_1$.

In a similar way we prove that a metric graph Γ with a Neumann vertex can be a solution of (4.5) only if it is of the same form as Γ_2 . We proceed in two steps: first, we show that, for n large enough, the edge containing the Neumann vertex has a common vertex with the longest edge of the graph; then we can conclude reasoning analogously to the previous case. Let Γ be a metric graph with vertices $V(\Gamma) = \{V_i\}_{i=1}^6$, and edges $E(\Gamma) = \{e_{15}, e_{24}, e_{34}, e_{45}, e_{56}\}$, where $e_{ij} = \{V_i, V_j\}$ for $1 \leq i \neq j \leq 6$.

We prove that $w(V_6) \leq \max_{e_{34}} w$, *i.e.* the graph Γ is not optimal, since, by Remark 4.2, the maximum of w must be achieved in the Neumann vertex V_6 (the case $E(\Gamma) = \{e_{14}, e_{25}, e_{34}, e_{45}, e_{56}\}$ is analogous). Let $w_{15} : [0, l_{15}] \rightarrow \mathbb{R}$, $w_{65} : [0, l_{65}] \rightarrow \mathbb{R}$ and $w_{34} : [0, l_{34}] \rightarrow \mathbb{R}$ be the restrictions of the energy function w of Γ to the edges e_{15} , e_{65} and e_{34} of lengths l_{15} , l_{65} and l_{34} , respectively. Let $u : [0, l_{15} + l_{65}] \rightarrow \mathbb{R}$ be defined as

$$u(x) = \begin{cases} w_{15}(x), & x \in [0, l_{15}], \\ w_{65}(x - l_{15}), & x \in [l_{15}, l_{15} + l_{65}]. \end{cases} \quad (4.10)$$



FIGURE 8. The graph Γ_1 (on the left) has lower energy than the graph Γ (on the right).

If the metric graph Γ is optimal, then the energy function on w_{54} on the edge e_{45} must be decreasing and so, by the Kirchhoff's law in the vertex V_5 , we have that $w'_{15}(l_{15}) + w'_{65}(l_{65}) \leq 0$, *i.e.* the left derivative of u at l_{15} is less than the right one:

$$\partial_- u(l_{15}) = w'_{15}(l_{15}) \leq w'_{56}(0) = \partial_+ u(l_{15}).$$

By the maximum principle, we have that

$$u(x) \leq \tilde{u}(x) = -\frac{x^2}{2} + (l_{15} + l_{56})x \leq \frac{1}{2}(l_{15} + l_{56})^2.$$

On the other hand, $w_{34}(x) \geq v(x) = -\frac{x^2}{2} + \frac{l_{34}}{2}x$, again by the maximum principle on the interval $[0, l_{34}]$. Thus we have that

$$\max_{x \in [0, l_{34}]} w_{34}(x) \geq \max_{x \in [0, l_{34}]} v(x) = \frac{1}{8}l_{34}^2 > \frac{1}{2}(l_{15} + l_{56})^2 \geq w(V_6),$$

for n large enough.

Repeating the same argument, one can show that the optimal metric graph Γ is not of the form $V(\Gamma) = \{V_1, V_2, V_3, V_4, V_5\}$, $E(\Gamma) = \{\{V_1, V_4\}, \{V_2, V_4\}, \{V_3, V_4\}, \{V_4, V_5\}\}$.

Thus, we obtained that if the optimal graph has a Neumann vertex, then the corresponding edge must be attached to the longest edge. To prove that it is of the same form as Γ_2 , there is one more case to exclude, namely: Γ with vertices, $V(\Gamma) = \{V_1, V_2, V_3, V_4, V_5\}$, $E(\Gamma) = \{\{V_1, V_2\}, \{V_2, V_4\}, \{V_3, V_4\}, \{V_4, V_5\}\}$ (see Fig. 8). By Example 4.1, the only possible candidate of this form is the graph with lengths $l(\{V_1, V_2\}) = |D_1 - D_2| = 2$, $l(\{V_2, V_4\}) = \frac{n-1}{2}$, $l(\{V_3, V_4\}) = \frac{n-1}{2}$, $l(\{V_4, V_5\}) = 2$. In this case, we compare the energy of Γ and Γ_1 , by an explicit calculation:

$$\mathcal{E}(\Gamma; \{V_1, V_2, V_3\}) = -\frac{n^3 - 3n^2 + 6n}{24} > -\frac{n^2(n+1)^2}{12(2n+1)} = \mathcal{E}(\Gamma_1; \{V_1, V_2, V_3\}), \quad (4.11)$$

for n large enough.

Before we pass to our last example, we need the following Lemma.

Lemma 4.4. *Let $w_a : [0, 1] \rightarrow \mathbb{R}$ be given by $w_a(x) = -\frac{x^2}{2} + ax$, for some positive real number a . If $w_a(1) \leq w_A(1) \leq \max_{x \in [0, 1]} w_a(x)$, then $J(w_A) \leq J(w_a)$, where $J(w) = \frac{1}{2} \int_0^1 |w'|^2 dx - \int_0^1 w dx$.*

Proof. It follows by performing the explicit calculations. □

Example 4.5. Let D_1, D_2 and D_3 be the vertices of an equilateral triangle of side 1 in \mathbb{R}^2 , *i.e.*

$$D_1 = \left(-\frac{\sqrt{3}}{3}, 0 \right), \quad D_2 = \left(\frac{\sqrt{3}}{6}, -\frac{1}{2} \right), \quad D_3 = \left(\frac{\sqrt{3}}{6}, \frac{1}{2} \right).$$

We study the problem (3.8) with $\mathcal{D} = \{D_1, D_2, D_3\}$ and $l > \sqrt{3}$. We show that the solutions may have different qualitative properties for different l and that there is always a symmetry breaking phenomenon, *i.e.*

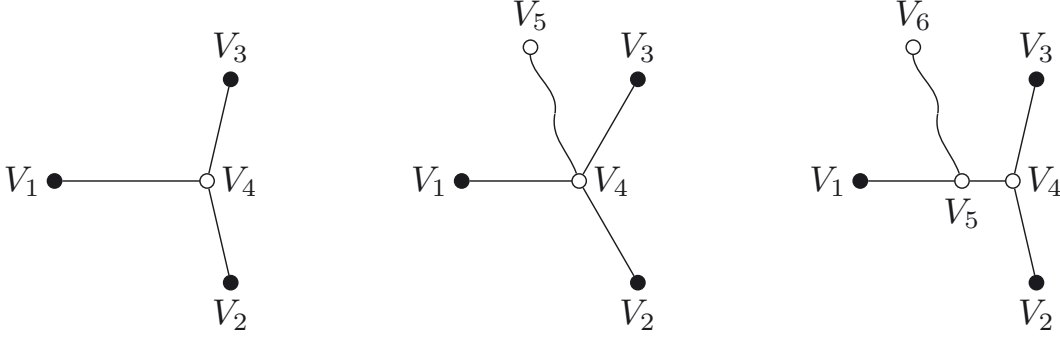


FIGURE 9. The three competing graphs.

the solutions does not have the same symmetries as the initial configuration \mathcal{D} . We first reduce our study to the following three candidates (see Fig. 9):

1. The metric tree Γ_1 , defined by with vertices $V(\Gamma) = \{V_1, V_2, V_3, V_4\}$ and edges $E(\Gamma) = \{e_{14}, e_{24}, e_{34}\}$, where $e_{ij} = \{V_i, V_j\}$ and the lengths of the edges are respectively $l_{24} = l_{34} = x$, $l_{14} = \frac{\sqrt{3}}{2} - \sqrt{x^2 - \frac{1}{4}}$, for some $x \in [1/2, 1/\sqrt{3}]$. Note that the length of Γ_1 is less than $1 + \sqrt{3}/2$, *i.e.* it is a possible solution only for $l \leq 1 + \sqrt{3}/2$. The new vertex V_4 is of Kirchhoff type and there are no Neumann vertices.
2. The metric tree Γ_2 with vertices $V(\Gamma) = \{V_1, V_2, V_3, V_4, V_5\}$ and $E(\Gamma) = \{e_{14}, e_{24}, e_{34}, e_{45}\}$, where $e_{ij} = \{V_i, V_j\}$ and the lengths of the edges $l_{14} = l_{24} = l_{34} = 1/\sqrt{3}$, $l_{45} = l - \sqrt{3}$, respectively. The new vertex V_4 is of Kirchhoff type and V_5 is a Neumann vertex.
3. The metric tree Γ_3 with vertices $V(\Gamma) = \{V_1, V_2, V_3, V_4, V_5, V_6\}$ and edges $E(\Gamma) = \{e_{15}, e_{24}, e_{34}, e_{45}, e_{56}\}$, where $e_{ij} = \{V_i, V_j\}$ and the lengths of the edges are $l_{24} = l_{34} = x$, $l_{15} = \frac{lx}{2(2l-3x)} + \frac{\sqrt{3}}{4} - \frac{1}{4}\sqrt{4x^2 - 1}$, $l_{45} = \frac{\sqrt{3}}{4} - \frac{lx}{2(2l-3x)} - \frac{1}{4}\sqrt{4x^2 - 1}$ and $l_{56} = l - 2x - \sqrt{3}/2 + \frac{1}{2}\sqrt{4x^2 - 1}$. The new vertices V_4 and V_5 are of Kirchhoff type and V_6 is a Neumann vertex.

Suppose that the metric graph Γ is optimal and has the same vertices and edges as Γ_1 . Without loss of generality, we can suppose that the maximum of the energy function w on Γ is achieved on the edge e_{14} . If $l_{24} \neq l_{34}$, we consider the metric graph $\tilde{\Gamma}$ with the same vertices and edges as Γ and lengths $\tilde{l}_{14} = l_{14}$, $\tilde{l}_{24} = \tilde{l}_{34} = (l_{24} + l_{34})/2$. An immersion $\tilde{\gamma} : \tilde{\Gamma} \rightarrow \mathbb{R}^2$, such that $\tilde{\gamma}(V_j) = D_j$, for $j = 1, 2, 3$ still exists and the energy decreases, *i.e.* $\mathcal{E}(\tilde{\Gamma}; \{V_1, V_2, V_3\}) < \mathcal{E}(\Gamma; \{V_1, V_2, V_3\})$. In fact, let $v = \tilde{w}_{24} = \tilde{w}_{34} : [0, \frac{l_{24}+l_{34}}{2}] \rightarrow \mathbb{R}$ be an increasing function such that $2|\{v \geq \tau\}| = |\{w_{24} \geq \tau\}| + |\{w_{34} \geq \tau\}|$. By the classical Polya–Szegő inequality and by the fact that w_{24} and w_{34} have no constancy regions, we obtain that

$$J(\tilde{w}_{24}) + J(\tilde{w}_{34}) < J(w_{24}) + J(w_{34}),$$

and so it is enough to construct a function $\tilde{w}_{14} : [0, l_{14}] \rightarrow \mathbb{R}$ such that $\tilde{w}_{14}(l_{14}) = \tilde{w}_{24} = \tilde{w}_{34}$ and $J(\tilde{w}_{14}) \leq J(w_{14})$. Consider a function such that $\tilde{w}_{14}'' = -1$, $\tilde{w}_{14}(0) = 0$ and $\tilde{w}_{14}(l_{14}) = \tilde{w}_{24}(l_{24}) = \tilde{w}_{34}(l_{34})$. Since we have the inequality $w_{14}(l_{14}) \leq \tilde{w}_{14}(l_{14}) \leq \max_{[0, l_{14}]} w_{14} = \max_{\Gamma} w$, we can apply Lemma 4.4 and so, $J(\tilde{w}_{14}) \leq J(w_{14})$. Thus, we obtain that $l_{24} = l_{34}$ and that both the functions w_{24} and w_{34} are increasing (in particular, $l_{14} \geq l_{24} = l_{34}$). If the maximum of w is achieved in the interior of the edge e_{14} then, by Remark 4.2, the edge e_{14} must be rigid and so, all the edges must be rigid. Thus, Γ coincides with Γ_1 for some $x \in (\frac{1}{2}, \frac{1}{\sqrt{3}}]$. If the maximum of w is achieved in the vertex V_4 , then applying one more time the above argument, we obtain $l_{14} = l_{24} = l_{34} = \frac{1}{\sqrt{3}}$, *i.e.* Γ is Γ_1 corresponding to $x = \frac{1}{\sqrt{3}}$.

Suppose that the metric graph Γ is optimal and that has the same vertices as Γ_2 . If $w = (w_{ij})_{ij}$ is the energy function on Γ with Dirichlet conditions in $\{V_1, V_2, V_3\}$, we have that w_{14}, w_{24} and w_{34} are increasing on

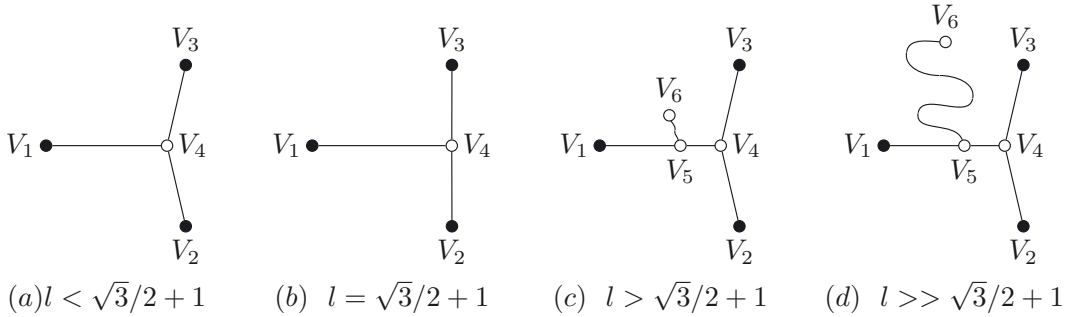


FIGURE 10. The optimal graphs for $l < 1 + \sqrt{3}/2$, $l = 1 + \sqrt{3}/2$, $l > 1 + \sqrt{3}/2$ and $l \gg 1 + \sqrt{3}/2$.

the edges e_{14}, e_{24} and e_{34} . As in the previous situation $\Gamma = \Gamma_1$, by a symmetrization argument, we have that $l_{14} = l_{24} = l_{34}$. Since any level set $\{w = \tau\}$ contains exactly 3 points, if $\tau < w(V_4)$, and 1 point, if $\tau \geq w(V_4)$, we can apply the same technique as in Example 4.1 to obtain that $l_{14} = l_{24} = l_{34} = \frac{1}{\sqrt{3}}$.

Suppose that the metric graph Γ is optimal and that has the same vertices and edges as Γ_3 . Let w be the energy function on Γ with Dirichlet conditions in $\{V_1, V_2, V_3\}$. Since we assume Γ optimal, we have that w_{45} is increasing on the edge e_{45} and $w(V_5) \geq w_{ij}$, for any $\{i, j\} \neq \{5, 6\}$. Applying the symmetrization argument from the case $\Gamma = \Gamma_1$ and Lemma 4.4, we obtain that $l_{24} = l_{34} = x$ and that the functions $w_{24} = w_{34}$ are increasing on $[0, l_{24}]$. Let $a \in [0, l_{15}]$ be such that $w_{15}(a) = w(V_4)$. By a symmetrization argument, we have that necessarily $l_{15} - a = l_{45}$ and that $w_{45}(x) = w_{15}(x - a)$. Moreover, the edges e_{15} and e_{45} are rigid. Indeed, for any admissible immersion $\gamma = (\gamma_{ij})_{ij} : \Gamma \rightarrow \mathbb{R}^2$, we have that the graph $\tilde{\Gamma}$ with vertices $V(\tilde{\Gamma}) = \{\tilde{V}_1, V_4, V_5, V_6\}$ and edges $E(\tilde{\Gamma}) = \left\{ \{\tilde{V}_1, V_5\}, \{V_4, V_5\}, \{V_5, V_6\} \right\}$, is a solution for the problem (4.1) with $D_1 := \gamma_{15}(a)$ and $D_2 := \gamma(V_4)$. By Example 4.1 and Remark 4.2, we have $|\gamma_{15}(a) - \gamma(V_4)| = 2l_{45}$ and, since this holds for every admissible γ , we deduce the rigidity of e_{15} and e_{45} . Using this information one can calculate explicitly all the lengths of the edges of Γ using only the parameter x , obtaining the third class of possible minimizers.

An explicit estimate of the energy shows that:

1. If $\sqrt{3} \leq l \leq 1 + \sqrt{3}/2$, we have that the solution of the problem (3.8) with $\mathcal{D} = \{D_1, D_2, D_3\}$ is of the form Γ_1 (see Fig. 10).
2. If $l > 1 + \sqrt{3}/2$, then the solution of the problem (3.8) with $\mathcal{D} = \{D_1, D_2, D_3\}$ is of the form Γ_3 .

In both cases, the parameter x is uniquely determined by the total length l and so, we have uniqueness up to rotation on $\frac{2\pi}{3}$. Moreover, in both cases the solutions are metric graphs, for which there is an embedding γ with $\gamma(V_i) = D_i$, i.e. they are also solutions of the problem (3.9) with $\mathcal{D} = \{D_1, D_2, D_3\}$ and $l \geq \sqrt{3}$.

5. COMPLEMENTS AND FURTHER RESULTS

In this Section we present two generalizations of Theorem 3.11. The first one deals with a more general class of constraints D_1, \dots, D_k while in the second one we consider a larger class of admissible sets.

Corollary 5.1. *Let D_1, \dots, D_k be k disjoint compact sets in \mathbb{R}^d and let $l \geq St(d_1, \dots, d_k)$, i.e. such that there exists a closed connected set C of length $\mathcal{H}^1(C) = l$, which intersects all the sets D_1, \dots, D_k . Then the optimization problem*

$$\min \{ \mathcal{E}(\Gamma; \mathcal{V}) : \Gamma \in CMG, l(\Gamma) = l, \mathcal{V} \subset V(\Gamma), \Gamma \in Adm(\mathcal{V}; D_1, \dots, D_k) \} \quad (5.1)$$

admits a solution, where we say that $\Gamma \in Adm(\mathcal{V}; D_1, \dots, D_k)$, if there exists an immersion $\gamma : \Gamma \rightarrow \mathbb{R}^d$ such that for each $j = 1, \dots, k$ there is $V_j \in \mathcal{V}$ such that $\gamma(V_j) \in D_j$.

Proof. As in Theorem 3.9, we can restrict our attention to the connected metric trees Γ with the same vertices $V(\Gamma) = \{V_1, \dots, V_N\}$ and edges $E(\Gamma) = \{e_{ij}\}_{ij}$. Moreover, we can suppose that $\mathcal{V} = \{V_1, \dots, V_k\}$ is fixed. By the compactness of the sets D_j , we can take a minimizing sequence Γ_n and immersions γ_n such that for each $j = 1, \dots, k$, we have $\gamma_n(V_j) \rightarrow X_j \in D_j$, as $n \rightarrow \infty$. The claim follows by the same argument as in Theorem 3.11. \square

Theorem 3.11 can be restated in the more general framework of the metric spaces of finite Hausdorff measure, which is the natural extension of the class of the one dimensional subspaces of \mathbb{R}^d of finite length. In fact, for any compact connected metric space (shortly CCMS) (C, d) , we consider the one dimensional Hausdorff measure \mathcal{H}_d^1 with respect to the metric d and the Sobolev space $H^1(C)$ obtained by the closure of the Lipschitz functions on C , with respect to the norm $\|u\|_{H^1(C)}^2 = \|u\|_{L^2(\mathcal{H}_d^1)}^2 + \|u'\|_{L^2(\mathcal{H}_d^1)}^2$, where u' is defined as in the case $C \subset \mathbb{R}^d$. The energy $\mathcal{E}(C; \mathcal{V})$ with respect to the set $\mathcal{V} \subset C$ is defined as in (2.9). As in the case of metric graphs, we define an immersion $\gamma : C \rightarrow \mathbb{R}^d$ as a continuous map such that for any arc-length parametrized curve $\eta : (-\varepsilon, \varepsilon) \rightarrow C$, we have that $|(\gamma \circ \eta)'(t)| = 1$ for almost every $t \in (-\varepsilon, \varepsilon)$. As a consequence of Theorem 3.11, we have the following:

Corollary 5.2. *Consider the set of points $\mathcal{D} = \{D_1, \dots, D_k\} \subset \mathbb{R}^d$ and a positive real number $l \geq St(D_1, \dots, D_k)$. Then the following optimization problem has solution:*

$$\min \{ \mathcal{E}(C; \mathcal{V}) : (C, d) \in CCMS, \mathcal{H}_d^1(C) \leq l, C \in \text{Adm}(\mathcal{V}; D_1, \dots, D_k) \}, \quad (5.2)$$

where the admissible set $\text{Adm}(\mathcal{V}; \{D_1, \dots, D_k\})$ is the set of connected metric spaces, for which there exists an immersion $\gamma : \Gamma \rightarrow \mathbb{R}^d$ such that $\gamma(\mathcal{V}) = \{D_1, \dots, D_k\}$. Moreover, the solution of the problem (5.2) is a connected metric graph, which is a tree of at most $2k$ vertices and $2k - 1$ edges.

Proof. Repeating the construction from Theorem 2.7, we can restrict our attention to the class of metric graphs. The thesis follows from Theorem 3.11. \square

The results from Theorems 2.7 and 3.11, hold also for other cost functionals as, for example, the first eigenvalue of the Dirichlet Laplacian:

$$\lambda_1(\Gamma; \mathcal{V}) = \min \left\{ \int_{\Gamma} |u'|^2 dx : u \in H_0^1(\Gamma), \int_{\Gamma} u^2 dx = 1 \right\}, \quad (5.3)$$

where Γ is a metric graph and $\mathcal{V} \subset V(\Gamma)$ is a set of vertices, where a Dirichlet boundary conditions are imposed. Reasoning as in Remark 2.6, we have that among all connected metric graphs (shortly, CMG) of fixed length l and with at least one Dirichlet vertex, the one with the lowest first eigenvalue is given by the segment $[0, l]$, with Dirichlet condition in 0. Moreover, for any pair $D_1, D_2 \in \mathbb{R}^d$ and any $l \geq |D_1 - D_2| =: l - \epsilon$ the solution of

$$\min \{ \lambda_1(\Gamma; \mathcal{V}) : \Gamma \in CMG, l(\Gamma) = l, \mathcal{V} \subset V(\Gamma), \exists \gamma : \Gamma \rightarrow \mathbb{R}^d \text{ immersion, } \gamma(\mathcal{V}) = \mathcal{D} \}, \quad (5.4)$$

is the graph described in Figure 4, *i.e.* the solution of (4.1) from Example 4.1. In the case when the set \mathcal{D} is given by three points disposed in the vertices of an equilateral triangle, the solutions of (5.4) are quantitatively the same (see Fig. 10) as the solutions of (4.5) from Example 4.5. In general, we have the following existence result

Theorem 5.3. *Consider a set of distinct points $\mathcal{D} = \{D_1, \dots, D_k\} \subset \mathbb{R}^d$ and a positive real number $l \geq St(\mathcal{D})$. Then there exist a connected metric graph Γ , a set of vertices $\mathcal{V} \subset V(\Gamma)$ and an immersion $\gamma : \Gamma \rightarrow \mathbb{R}^d$ which are solution of the problem (5.4). Moreover, Γ can be chosen to be a tree of at most $2k$ vertices and $2k - 1$ edges.*

Proof. The proof is identical to the one of Theorem 3.11. \square

Remark 5.4. The question of existence of an optimal graph is open for general cost functionals J spectral type, *i.e.* $J = F(\lambda_1, \lambda_2, \dots, \lambda_k, \dots)$, where $F : \mathbb{R}^{\mathbb{N}} \rightarrow \mathbb{R}$ is a real function and λ_k is the k th eigenvalue of the Dirichlet Laplacian:

$$\lambda_k(\Gamma; \mathcal{V}) = \min_{K \subset H_0^1(\Gamma)} \max \left\{ \int_{\Gamma} |u'|^2 dx : u \in K, \int_{\Gamma} u^2 dx = 1 \right\}, \quad (5.5)$$

where the minimum is over all k dimensional subspaces K of $H_0^1(\Gamma)$. In fact, the crucial point in the proof of Theorem 3.11 is the reduction to the class of connected metric trees with number of vertices bounded by some universal constant. This reduction becomes a rather involved question even for the simplest spectral functionals λ_k for $k \geq 2$.

A similar difficulty occurs for other kinds of shape optimization problems for graphs, like for instance the optimization of integral functionals

$$J(C) = \int_C j(x, w_C) d\mathcal{H}^1$$

being w_C the solution of

$$\min \left\{ \int_C \left(\frac{1}{2} |u'|^2 - fu \right) d\mathcal{H}^1 : u \in H_0^1(C, \mathcal{D}) \right\},$$

where f is a continuous function on \mathbb{R}^d .

Acknowledgements. The authors would like to thank Dorin Bucur for some useful suggestions during the preparation of the work. They are also grateful to Mihail Minchev for the discussions on the metric graphs and explaining them the physical point of view on the topic.

REFERENCES

- [1] L. Ambrosio, N. Fusco and D. Pallara, Functions of bounded variation and free discontinuity problems. *Oxford Math. Monogr.* Clarendon Press, Oxford (2000).
- [2] L. Ambrosio and P. Tilli, Topics on Analysis in Metric Spaces. *Oxford Lect. Ser. Math. Appl.* Oxford University Press, Oxford (2004)
- [3] J. Cheeger, Differentiability of Lipschitz functions on metric measure spaces. *Geom. Funct. Anal.* **9** (1999) 428–517.
- [4] L. Friedlander, Extremal properties of eigenvalues for a metric graph. *Ann. Inst. Fourier* **55** (2005) 199–211.
- [5] S. Gnutzmann and U. Smilansky, Quantum graphs: Applications to quantum chaos and universal spectral statistics. *Adv. Phys.* **55** (2006) 527–625.
- [6] P. Kuchment, Quantum graphs: an introduction and a brief survey, in *Analysis on graphs and its applications*. *AMS Proc. Symp. Pure. Math.* **77** (2008) 291–312.
- [7] F. Maggi, *Sets of Finite Perimeter and Geometric Variational Problems*. Cambridge University Press, Cambridge (2012).