

Maladaptation and global indeterminacy

Angelo Antoci* • Luca Gori† • Mauro Sodini‡ • Elisa Ticci§

June 28, 2019

Abstract

This article analyses a general equilibrium growth model with overlapping generations and (production-induced) environmental degradation. Individuals react to environmental damages through mitigation or adaptation. In the former case, they reduce production and its environmental impact. In the latter, they do not tackle the causes of the problem but its consequences (i.e., the well-being loss due to environmental degradation) by increasing defensive expenditures. Despite its simplicity, the model can generate different long-term outcomes: convergence to a stationary state following a unique trajectory or local/global indeterminacy. In the last scenario, initial conditions (history) and individual expectations matter and the model can generate coordination failures and endogenous fluctuations.

*A. Antoci, Department of Economics and Business, University of Sassari, Via Muroni, 25, I-07100 Sassari, Italy, e-mail: antoci@uniss.it, tel.: +39 079 21 30 16.

†L. Gori (corresponding author), Department of Law, University of Pisa, Via Collegio Ricci, 10, I-56126 Pisa (PI), Italy, e-mail: luca.gori@unipi.it or dr.luca.gori@gmail.com, tel.: +39 050 22 12 847.

‡M. Sodini, Department of Economics and Management, University of Pisa, Via Cosimo Ridolfi, 10, I-56124 Pisa (PI), Italy, e-mail: mauro.sodini@unipi.it, tel.: +39 050 22 16 234.

§E. Ticci, Department of Political and International Sciences, University of Siena, Via P.A. Mattioli, 10, I-53100 Siena (SI), Italy, e-mail: ticci4@unisi.it.

Results cast doubt on solutions to environmental problems relying on the role of individual behaviour change or adaptation.

Keywords Adaptation; Defensive expenditures; Environmental damage; Indeterminacy; Mitigation.

JEL Classification C62; O13; O41; Q22

1 Introduction

“Individual behavior change when taken up by billions of people makes a decisive difference” (Williamson *et al.*, 2018, p. 5) to solve environmental threats, climate change in the first place. Newspapers, think tanks and international institutions suggest “practical steps you can take to help avoid climate breakdown” (The Guardian, October 8th, 2018),¹ “simple ways to act on climate change” (BBC, November 5th, 2018)² because “when it comes to fighting climate change, citizen action matters” (News from Global Environment Facility, April 29th, 2016)³ and “lifestyle choices lowering energy demand and the land (...) can further support achievement” to limit global warming to 1.5°C. At the same time, there is a consensus on the need of building resilience to climate change. Even Trump’s administration, though denying climate change, recognises the role of “response capabilities”, “preparedness” and “resilience”.⁴ But how risky can be entrusting individual behaviour change and resilient solutions with protection from environmental problems? Without claiming to be exhaustive, we contribute to respond to this ambitious question by means of a pure theoretical approach. To this purpose, this article analyses a dynamic model with environmental degradation, defensive strategies and environmental externalities with a focus on the role of maladaptation. Then, it begins by

¹<https://www.theguardian.com/environment/2018/oct/08/climate-change-what-you-can-do-campaigning-installing-insulation-solar-panels>.

²<http://www.bbc.com/future/story/20181102-what-can-i-do-about-climate-change>.

³<https://www.thegef.org/news/when-it-comes-fighting-climate-change-citizen-action-matters>.

⁴See Green, M. Trump administration swaps “climate change” for “resilience”, September 30th, 2017, CNN available at <http://edition.cnn.com/2017/09/30/politics/resilience-climate-change/index.html>, or Siciliano, J. White House takes climate change “seriously” with hurricanes, September 11th, 2017, Washington Examiner available at <http://www.washingtonexaminer.com/white-house-takes-climate-change-seriously-with-hurricanes/article/2634045>, and Environmental Data & Governance Initiative.

discussing the main motivations and the assumptions used throughout the work.

Most production and consumption processes create pollution, environmental impact and stresses on natural resources. Individuals can address well-being costs due to these problems through adaptation and/or mitigation. To a large extent, defensive expenditures and adaptation, namely adjustments to actual or expected impacts produced by environmental threats, are direct and individual solutions. In addition, defensive expenses usually offer an immediate protection against environmental damage but they do not tackle its causes. In several cases, adaptation may even cause a negative feedback effect that, in turn, increases environmental degradation. Shogren and Crocker (1991) referred to these strategies as self-protection that transfers the externalities to other agents compared to self-protection that filters or dilutes them. More recently, within the debate on climate change, IPCC (2001) and Barnett and O'Neill (2010) define them as maladaptation.⁵ A clear example of maladaptation is represented by the increase in electricity needs for air conditioning in response to heat waves and global warming, which has been documented by several studies (see, e.g., Auffhammer and Aroonruengsawat; 2011; Deschênes and Greenstone, 2011; Davis and Gertler, 2015). Another illustrative example is provided by a recent study on private defensive expenditures against exposure to outdoor air pollution in China (Sun *et al.*, 2017). In that work, the authors find that individuals respond to severe pollution alerts by buying air filters and masks. Other adaptation initiatives that can require a large amount of energy and cause additional GHG emissions or environmental stress are also snow making (Abegg *et al.*, 2007), desalination, cross-basin water transfer projects (Barnett and O'Neill, 2010) or water efficiency schemes based on pumping

⁵Barnett and O'Neill define maladaptation as “action taken ostensibly to avoid or reduce vulnerability to climate change that impacts adversely on, or increases the vulnerability of other systems, sectors or social groups” (2010, p. 211).

(Beilin *et al.*, 2012). In some coastal villages in Bangladesh, for instance, the combined effect of climate change (sea level rise and storm surges) and of infrastructural and water diversion projects has increased saltwater intrusion, floods and waterlogging. Local farmers, especially the better off, have reacted to these environmental changes by converting crop plots in shrimp ponds. However, shrimp farming has exacerbated and created additional environmental impacts such as salinization and mangrove degradation (Pouliotte *et al.*, 2009).

The other response to environmental changes is mitigation. Mitigation strategies aim to prevent or limit pollution and harmful environmental changes. As most environmental problems result from the combined impact of multiple sources, the effectiveness of mitigation depends on agents' coordinated choices. In other words, mitigation is a "collective", possibly indirect and uncertain solution. Coordination and expectations are essential ingredients of mitigation solutions which comprise reduction of either the scale of output or its pollution intensity. Although individuals have direct control on output and consumption, policy action, albeit theoretically possible at all levels, relies more on measures for reducing pollution intensity.

Against this background, we model adaptation and mitigation choices caused by (production-induced) environmental externalities in a general equilibrium overlapping generations (OLG) economy inhabited by a continuum of perfectly rational and identical individuals who live for two periods: youth and old age. These individuals consume only in the second period of life and partly use this consumption to defend themselves against the damages arising from environmental degradation (defensive consumption, in the sense of Hirsch, 1976). More specifically, only the difference between available output and defensive consumption (net consumption) enters their utility function as an argument. The representative individual of generation t chooses material consumption and labour supply in order to maximise the value of his utility function.

Labour is offered to a population of perfectly competitive firms producing a homogeneous good. The first order conditions at the individual level together with the market equilibrium conditions and the environmental damage dynamics give rise to a discrete-time dynamic system in three variables, ℓ_t , K_t , and D_t , measuring respectively the labour input, physical capital and environmental degradation at time t . The variables K_t and D_t are state variables; their initial values K_0 and D_0 are pre-determined by “history” (Krugman, 1991). In contrast, the initial value ℓ_0 of the labour supply ℓ_t is chosen by the representative individual in order to maximise his lifetime utility. Therefore, ℓ_t is a jump variable and its initial value is chosen by considering the expectations about the future evolution of the state variables. In this context, a reduction in the labour supply, which lowers output and environmental damage, results in a mitigation effect, whereas a rise in the labour supply, allowing higher defensive expenditures in the second period of life, causes an adaptation effect. Maladaptation originates from continuing to produce without any change in production technique (and its environmental impact) but simply diverting a part of income to repair the damages generated by environmental degradation. This behaviour leads to an increased vulnerability over larger spatiotemporal scales.

The analysis of the model shows that the initial value of the choice variable ℓ_t may not be uniquely determined, given the initial values of the pre-determined variables K_t and D_t , so that phenomena of global indeterminacy may arise. Global indeterminacy is an important result as the economy may converge towards different stationary states (or, more in general, different ω -limit sets such as cycles, closed invariant curves or chaotic sets) depending on the choice of the initial value ℓ_0 and given the initial conditions K_0 and D_0 . Indeed, different initial choices of the non-predetermined variable ℓ_t may imply different long-term behaviours and individual well-being. In such a context, there may exist coordination failures and the negative effects

due to the subsequent self-feeding adoption process of maladaptive choices. Finally, results show that the likelihood of indeterminacy increases as the pollution intensity of output grows. This implicitly suggests that environmental policies promoting green production techniques and processes may help reducing coordination failures in agents' mitigation and adaptation choices.

Although some existing works on indeterminacy focus on global dynamics and pinpoint the importance of the global analysis (see, amongst others, Christiano and Harrison, 1999; Pintus *et al.*, 2000; Raurich-Puigdevall, 2000; Benhabib and Eusepi, 2005; Karp and Paul, 2007; Perez and Ruiz, 2007; Benhabib *et al.*, 2008; Mattana *et al.*, 2009; Coury and Wen, 2009; Brito and Venditti, 2009; Antoci *et al.*, 2011, 2016; Bella *et al.*, 2017) especially for policy purposes, the related literature is almost exclusively based on local analysis. This is because dynamic models that exhibit indeterminacy are often highly nonlinear and difficult to be handled analytically from a global perspective. A fortiori, a very small number of articles deal with the issue of global indeterminacy in environmental dynamics. In this regard, Karp and Paul (2007) study a (two-dimensional) dynamic model of labor migration and environmental change in a two-sector economy, where both sectors generate pollution but only one of them is affected. Perez and Ruiz (2007) find that global indeterminacy can occur in a two-dimensional endogenous growth model with pollution and public abatement activities. Antoci *et al.* (2016), in an OLG context, discuss the implications for global indeterminacy and chaos of complementarity or, alternatively, substitutability between private goods and free-access environmental goods when environmental quality directly affects agents' utility. Antoci *et al.* (2011) prove the existence of global indeterminacy and poverty traps in a growth model where open-access natural resources are used as productive input.⁶ The present article gives a further contribution to this literature

⁶See Caravaggio and Sodini (2018) for a survey on this issue.

by showing that mitigation and adaptation choices – conditioned by the interplay amongst environmental degradation, production and consumption – can represent an additional source of indeterminacy.

The rest of the article proceeds as follows. Section 2 sets up the model and characterises the dynamic system generated by individual choices. Sections 3 and 4 deal with local and global indeterminacy, respectively, reporting and discussing the main results. Section 5 outlines the conclusions of the work.

2 The model

Consider an OLG general equilibrium (macro)economy closed to international trade and inhabited by identical competitive firms and finite-lived rational and identical individuals (consumers/workers) of size 1 per generation. The assumption of identical agents allows us to refer to the choices of the representative individual and the representative firm throughout the article. The life of the representative individual is divided into youth (working period) and old age (retirement period). The members of generation t ($t = 1, 2, \dots + \infty$ is the time index) overlap for one period (youth) with the old members of generation $t - 1$ and for one period (old age) with the young members of generation $t + 1$. When young, the individual is endowed with 1 unit of time and chooses how to allocate time endowment between labour ($\ell_t \in (0, 1)$) and leisure ($1 - \ell_t$) activities. The labour supply is offered to the competitive representative firm in exchange for wage w_t per unit of labour. The (total) labour income $w_t \ell_t$ got during the working period is entirely saved (s_t) for old-aged consumption purposes (C_{t+1}). This assumption is usual in the related literature since Reichlin (1986) and Galor and Weil (1996). Therefore, the

budget constraint when young reads as follows:

$$s_t = w_t \ell_t. \quad (1)$$

When old, the individual retires and his accumulated wealth W_{t+1} is:

$$W_{t+1} = R_{t+1}^e s_t, \quad (2)$$

where R_{t+1}^e is the interest factor that an individual of generation t expects will prevail from time t to time $t + 1$ (it will become the realised interest factor at the beginning of period $t + 1$). In this model, W_{t+1} represents the potential consumption that could be achieved in the absence of any environmental damages (Weitzman, 2010) and it is given by the overall amount of resources available to an individual during his retirement period. We assume that W_{t+1} is reduced by environmental degradation D_{t+1} , and consumption C_{t+1} is determined by the constraint:

$$C_{t+1} = W_{t+1} - \beta D_{t+1} = R_{t+1}^e w_t \ell_t - \beta D_{t+1}, \quad (3)$$

where the parameter $\beta \geq 0$ weights the importance of environmental degradation in the utility function. The term βD_{t+1} can be interpreted as a damage function measuring the amount of wealth W_{t+1} that must be used to repair the damages caused by environmental degradation D_{t+1} . So, the (net) wealth available for consumption purposes is given by $W_{t+1} - \beta D_{t+1}$.⁷

The individual representative of generation t has preferences towards leisure when young and material consumption when old, and his lifetime utility function takes the following form:

$$U_t = \ln(1 - \ell_t) + \theta \ln(C_{t+1}), \quad (4)$$

where $0 < \theta < 1$ is the subjective discount factor. The value of D_{t+1} does not enter the utility function directly, but rather affects the need for the individual to increase his labour effort

⁷The results of the article would not change if we included young-age material consumption and the related damage function.

(and, consequently, the accumulation of wealth W_{t+1}) to keep the net wealth (i.e., consumption) $W_{t+1} - \beta D_{t+1}$ unaltered.

Substituting out the expression of the lifetime budget constraint in (3) into the lifetime utility function (4) gives $U_t = \ln(1 - \ell_t) + \theta \ln(R_{t+1}^e w_t \ell_t - \beta D_{t+1})$ so that the individual optimisation problem can be reduced to:

$$\max_{\ell_t} \ln(1 - \ell_t) + \theta \ln(R_{t+1}^e w_t \ell_t - \beta D_{t+1}). \quad (5)$$

We assume that the representative individual has perfect foresight about the value of D_{t+1} but takes it as exogenously given. The first order condition for an interior solution reads as follows:

$$\frac{1}{1 - \ell_t} = \frac{\theta R_{t+1}^e w_t}{R_{t+1}^e w_t \ell_t - \beta D_{t+1}}. \quad (6)$$

Eq. (6) implies that an additional increase in the time spent working increases the marginal disutility of labour that should equate the (indirect) marginal utility of consumption coming from the resulting additional increase in net wealth to keep utility unchanged.

The representative firm produces a homogeneous good by means of the amount of labour available at time t (L_t) and the amount of saving rent by the representative individual to the firm at time t , which is invested in productive capital that will be installed one period later (K_{t+1}). Production takes place with a standard Cobb-Douglas technology mixing capital and labour inputs in the following way:

$$Y_t = AK_t^\alpha L_t^{1-\alpha}, \quad (7)$$

where Y_t is the output produced, $A > 0$ is a production scaling parameter and $0 < \alpha < 1$ represents the elasticity of the production function with respect to the capital input. By assuming that the capital stock fully depreciates at the end of every period and output is sold at unit price, the maximisation of profits $\Pi_t = AK_t^\alpha L_t^{1-\alpha} - R_t K_t - w_t L_t$ with respect to K_t and

L_t implies that capital and labour are remunerated at their marginal products, respectively. Knowing that the temporary equilibrium condition in the labour market implies that labour demand equals labour supply, that is $L_t = \ell_t$, marginal products of capital and labour can respectively be written in the following way:

$$R_t = \alpha A \left(\frac{K_t}{\ell_t} \right)^{\alpha-1}, \quad (8)$$

and

$$w_t = (1 - \alpha) A \left(\frac{K_t}{\ell_t} \right)^{\alpha}. \quad (9)$$

The environmental damage at time $t + 1$ is determined by the following linear rule:

$$D_{t+1} = (1 - \gamma) D_t + \delta \bar{Y}_t, \quad (10)$$

where $0 < \gamma \leq 1$ is the rate at which the damage decays over time, $1 - \gamma$ represents the degree of persistence of the damage in the environment and $\delta \geq 0$ weights the damage due to the economy-wide average production at time t (\bar{Y}_t). The lower (resp. higher) δ , the greater the technology is clean (resp. dirty).

The capital stock installed at time $t + 1$ equals aggregate investments by the representative firm, I_t , at time t , $K_{t+1} = I_t$, which in turn are equal to aggregate savings by the representative individual s_t . By recalling that the capital stock fully depreciates at the end of each period, the market-clearing condition in the capital market is given by $K_{t+1} = s_t = w_t \ell_t$. Knowing that individuals have perfect foresight, so that $R_{t+1}^e = R_{t+1} = \alpha A K_{t+1}^{\alpha-1} \ell_{t+1}^{1-\alpha}$, $\bar{Y}_t = Y_t$ (i.e., the economy-wide average output coincides, ex post, with the output of the representative firm) and using (6)–(10) one gets the following equations characterising equilibrium dynamics of the economy:

$$K_{t+1} = (1 - \alpha) A K_t^{\alpha} \ell_t^{1-\alpha}, \quad (11)$$

$$\frac{1}{1 - \ell_t} = \frac{\theta\alpha(1 - \alpha)A^2K_{t+1}^{\alpha-1}\ell_{t+1}^{1-\alpha}K_t^\alpha\ell_t^{-\alpha}}{\alpha(1 - \alpha)A^2K_{t+1}^{\alpha-1}\ell_{t+1}^{1-\alpha}K_t^\alpha\ell_t^{1-\alpha} - \beta[(1 - \gamma)D_t + \delta AK_t^\alpha\ell_t^{1-\alpha}]}, \quad (12)$$

and

$$D_{t+1} = (1 - \gamma)D_t + \delta AK_t^\alpha\ell_t^{1-\alpha}. \quad (13)$$

The system formed by (11), (12) and (13) defines a three-dimensional map (M) characterising K_{t+1} as a function of K_t and ℓ_t , and ℓ_{t+1} and D_{t+1} as functions of K_t , ℓ_t and D_t . Therefore,

$$M : \begin{cases} K_{t+1} = (1 - \alpha)AK_t^\alpha\ell_t^{1-\alpha} \\ \ell_{t+1} = BK_t^{\frac{\alpha^2}{\alpha-1}}\ell_t^{\frac{\alpha(1-\alpha)-1}{\alpha-1}}[\ell_t - \theta(1 - \ell_t)]^{\frac{1}{\alpha-1}}[(1 - \gamma)D_t + \delta AK_t^\alpha\ell_t^{1-\alpha}]^{\frac{1}{1-\alpha}}, \\ D_{t+1} = (1 - \gamma)D_t + \delta AK_t^\alpha\ell_t^{1-\alpha} \end{cases}, \quad (14)$$

where

$$B := A^{\frac{\alpha+1}{\alpha-1}}\alpha^{\frac{\alpha}{\alpha-1}}(1 - \alpha)^{\frac{1}{\alpha-1}}\beta^{\frac{1}{1-\alpha}}. \quad (15)$$

3 The stationary state

The three equations in M allow us to compute the unique stationary-state solution of the system (K^*, ℓ^*, D^*):

$$\ell^* = \frac{\alpha\gamma\theta}{\alpha\gamma(1 + \theta) - \beta\delta}, \quad (16)$$

$$K^* = [A(1 - \alpha)]^{\frac{1}{1-\alpha}}\ell^*, \quad (17)$$

$$D^* = \frac{\delta}{\gamma}A^{\frac{1}{1-\alpha}}(1 - \alpha)^{\frac{\alpha}{1-\alpha}}\ell^*, \quad (18)$$

where the inequality $\alpha\gamma - \beta\delta > 0$ must hold to guarantee the positivity of all the variables of the model evaluated at the stationary state. In addition, the stationary/state solution of material consumption is the following:

$$C^* = \alpha\theta A^{\frac{1}{1-\alpha}}(1 - \alpha)^{\frac{\alpha}{1-\alpha}}(1 - \ell^*). \quad (19)$$

Notice that if either β (the impact of environmental degradation on wealth) or δ (the impact of the economy-wide average production on environmental degradation) increases, then (ceteris paribus) labour input ℓ^* , capital accumulation K^* and environmental degradation D^* increase. The opposite holds if the rate at which the damage decays over time, γ , increases. According to these results, we have that an increase in either β or δ , or a reduction in γ , induces individuals to work harder to counterbalance the increase in the damages caused by environmental degradation. This also explains, as we will show in next sections, how the economy can follow an endogenous and self-fuelling path characterised by growing defensive expenditures, environmental degradation, production growth, and well-being reduction.

Now, substituting out the stationary state values (K^*, ℓ^*, D^*) in (4), we get the stationary-state value of the lifetime utility function:

$$U_{ss} := \ln(1 - \ell^*) + \theta \ln(C^*) = \ln \left\{ J^{1+\theta} \left[\alpha \theta A^{\frac{1}{1-\alpha}} (1 - \alpha)^{\frac{\alpha}{1-\alpha}} \right]^\theta \right\}, \quad (20)$$

where $J := \frac{\alpha\gamma - \beta\delta}{\alpha\gamma(1+\theta) - \beta\delta} > 0$, and computing the partial derivatives of U_{ss} with respect to β , δ , and γ , we get:

$$\begin{aligned} \frac{\partial U_{ss}}{\partial \beta} &= -\frac{\alpha\gamma\delta\theta(1+\theta)}{(\alpha\gamma - \beta\delta)[\alpha\gamma(1+\theta) - \beta\delta]} < 0, \\ \frac{\partial U_{ss}}{\partial \delta} &= -\frac{\alpha\beta\gamma\theta(1+\theta)}{(\alpha\gamma - \beta\delta)[\alpha\gamma(1+\theta) - \beta\delta]} < 0, \\ \frac{\partial U_{ss}}{\partial \gamma} &= \frac{\alpha\beta\delta\theta(1+\theta)}{(\alpha\gamma - \beta\delta)[\alpha\gamma(1+\theta) - \beta\delta]} > 0. \end{aligned}$$

This implies that an increase in the stationary state values of labour supply ℓ^* , capital accumulation K^* , and environmental degradation D^* due to an increase in either β or δ , or a reduction in γ , generates a reduction in the utility index evaluated at the stationary state.

Regarding the stability properties of the stationary state, (K^*, ℓ^*, D^*) may be saddle-point stable, locally asymptotically stable or unstable. These cases occur when the Jacobian matrix

evaluated at (K^*, ℓ^*, D^*) has, respectively, two stable eigenvalues (i.e., inside the unit circle), three stable eigenvalues or less than one stable eigenvalue.

3.1 Saddle-point stable stationary state (local determinacy)

When the stationary state (K^*, ℓ^*, D^*) is saddle-point stable, then given an initial condition of the state variables K and D possibly close enough to (K^*, D^*) (history), there exists a unique initial value of the control variable ℓ allowing the economy to lie on the unique trajectory converging towards the stationary state. In this context, the initial values of K and D allow to predict the whole path converging towards the stationary state. Although the neoclassical economic theory considers this almost as if it were the only possible outcome of dynamic models with perfect foresight, this is far from being the sole scenario (as we will see later in this article).

3.2 Locally asymptotically stable stationary state (local indeterminacy)

When the stationary state is locally asymptotically stable, there exists a multiplicity of trajectories converging towards (K^*, ℓ^*, D^*) , given an initial condition of the state variables (K, D) possibly close enough to (K^*, D^*) . An interesting consequence of this outcome is that – once one has chosen the initial value of the control variable ℓ – the stationary state can be achieved through trajectories showing different economic performances and degrees of environmental degradation. An important role in the choice of the initial value of control variable is played by the expectations that agents have on the evolution of K and D (different expectations define different trajectories). This scenario is defined by the term *local indeterminacy* (Grandmont *et al.*, 1998).

The stationary-state (K^*, ℓ^*, D^*) may also not be attainable because all or “almost all” trajectories diverge from it, and then converge towards other long-term scenarios. From a mathematical point of view, this case is observed when two or three eigenvalues are outside the unit circle.

It is easy to check that if either $\beta = 0$ or $\delta = 0$, then the stationary state (K^*, ℓ^*, D^*) is always saddle-point stable, and therefore it is locally determinate.⁸ For $\beta > 0$ and $\delta > 0$, the local stability properties of the stationary state (K^*, ℓ^*, D^*) can be studied by accounting for the following local stability conditions (local indeterminacy):

$$\left\{ \begin{array}{l} 1 + a_1 + a_2 + a_3 > 0 \\ 1 - a_1 + a_2 - a_3 > 0 \\ 1 - a_2 + a_1 a_3 - a_3^2 > 0 \\ 3 + a_1 - a_2 - 3a_3 > 0 \end{array} \right. , \quad (21)$$

where a_1 , a_2 and a_3 are, respectively, the coefficients related to the first, second- and third-degree terms of the characteristic polynomial of the Jacobian matrix evaluated at the stationary-state. As the conditions in (21) cannot be dealt with in a neat analytical form, we will use numerical simulations in order to highlight some of the scenarios discussed above. Figure 1 shows, in the (β, δ) -plane, the determinacy/indeterminacy regions. The light-grey area identifies the parametric region where the stationary-state equilibrium is determinate, whereas the dark-grey area represents the region where local indeterminacy arises. The red line identifies the boundary under which the stationary state exists (that is, $\alpha\gamma - \beta\delta = 0$). According to Figure 1, an increase either in β or in δ may give rise to a local indeterminacy scenario, under which the transition dynamics towards (K^*, ℓ^*, D^*) depends on the initial choice of the control variable.

⁸When $\beta = 0$ the labour supply ℓ is given by $1/(1 + \theta)$ irrespective of the values of K and D . In addition, the dynamics of K and ℓ do not depend on D .

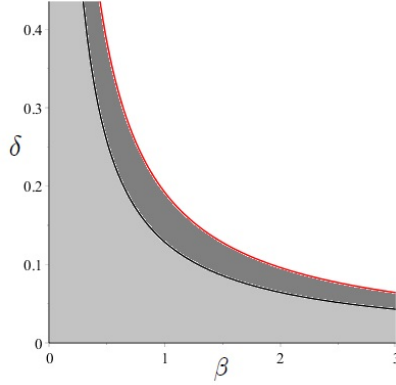


Figure 1. Determinacy/indeterminacy in the (β, δ) -plane. Parameter set: $A = 10.6$, $\alpha = 0.3$, $\gamma = 0.64$ and $\theta = 0.2$.

Figure 2 illustrates two trajectories (red-dashed line and blue-solid line) that start from the same values of the state variables K and D and converge towards the unique stationary state through different paths. The lifetime utility U_t of generation t behaves differently along the two trajectories, with some values of t in which U_t is higher along one trajectory, and others in which U_t is higher along the other trajectory. It may be interesting to observe that the discounted sum of utilities $Z := \sum_{n=0}^{+\infty} \theta^n U_n$ is lower along the red-dashed trajectory, which starts from a higher initial value of ℓ ($Z_{blue} = -0.8282986747 > Z_{red} = -1.092149136$). The same holds for the non-discounted sum $Q_t := \sum_{n=0}^t U_n$ for every value of t (see Figure 3). Therefore, if individuals can coordinate themselves by choosing a lower initial value of ℓ , which also implies a lower adaptation effort in the second period of life, then their choices allow the economy to follow a trajectory characterised by a higher well-being. Interestingly, the trajectory associated to the highest well-being (blue-solid) corresponds to the lowest average value of the labour supply and highest average value of adaptation strategies.

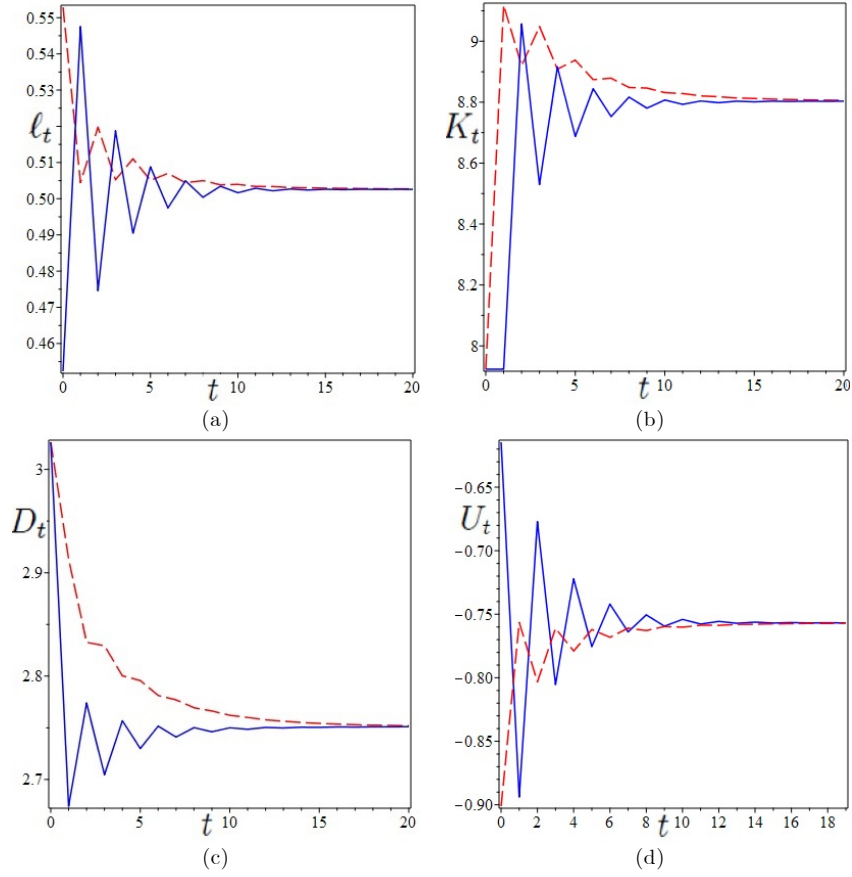


Figure 2. Local indeterminacy. Parameter set: $A = 10.6$, $\alpha = 0.3$, $\gamma = 0.64$, $\theta = 0.2$, $\delta = 0.14$ and $\beta = 1.1$.

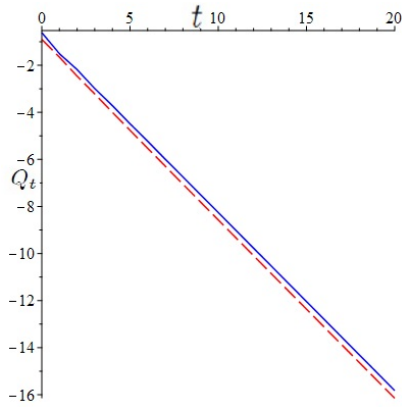


Figure 3. Values of $Q_t := \sum_{n=0}^t U_n$ along the red-dashed and blue-solid trajectories of Figure 2. Parameter set: $A = 10.6$, $\alpha = 0.3$, $\gamma = 0.64$, $\theta = 0.2$, $\delta = 0.14$ and $\beta = 1.1$.

In concrete terms, this result suggests that an increase in the degree of vulnerability to

environmental degradation (β , i.e. the impact of environmental degradation on wealth) or an increase in the rate of output pollution intensity (δ , i.e. the impact of production on the environment) increases the likelihood of coordination failure. Individuals choose their initial labour supply based on their expectations on K and D but convergence towards the stationary state of the economy may occur through multiple paths. Therefore, the assumption of perfect foresight does not ensure agents' coordination as instead would be under saddle-point stability.

Given the initial conditions (history) and regardless the initial value of the control variable (expectations), local asymptotic stability implies that the economy will eventually converge to the same long-term values of production, environmental quality, utility and wealth allocation between material consumption and defensive expenditures. However, this does not mean that the initial value of the control variable, the labour supply, is not relevant. As was pinpointed in the well-being analysis reported in this section it may have indeed relevant consequences from a policy perspective.

4 Global indeterminacy

Despite the simplicity of the model, and the existence of only one stationary state, the interplay between production and consumption choices on one hand and environmental degradation on the other may give rise to scenarios characterised by a high degree of complexity. If we do not concentrate only on the local properties of the dynamics around the stationary state but consider also the global properties of the system, it is possible to observe global indeterminacy. Global indeterminacy implies that two economies starting from the same initial conditions on the state variables K and D (history) can experience completely different development trajectories and long-term outcomes if they start from different initial values of the control variable ℓ . As was

mentioned above, the initial choice of ℓ is determined by individual expectations about the future evolution of K and D (expectations matter). From a mathematical point of view, global indeterminacy implies a peculiar form of multistability for which there exists at least a pair (\bar{K}, \bar{D}) such that two or more basins of attraction of the different attractors of the model are simultaneously cut by a plane defined by the conditions $K = \bar{K}$ and $D = \bar{D}$ at the same time.

An interesting scenario is the one in which global indeterminacy coexists with local determinacy. In this regard, an example is illustrated in Figure 4, which depicts the time evolution of ℓ along two different trajectories. One of them approaches the stationary state (the red-dashed trajectory), which is saddle-point stable, and the other one approaches an attractive two-period cycle (the blue-solid trajectory). These limit sets are achieved starting from the same value of the state variables ($K_0 = 1.67233424156157$, $D_0 = 3.47754228557942$) and fixing the initial conditions of the control variable at the values $\ell_0 = \ell_0^s := 0.465776499615603$ and $\ell_0 = \ell_0^s + 0.1$, respectively. Though the stationary state is saddle-point stable, in this case the local analysis can be misleading as the economy may converge towards an attractor around the stationary state for infinite initial values ℓ_0 different from ℓ_0^s .

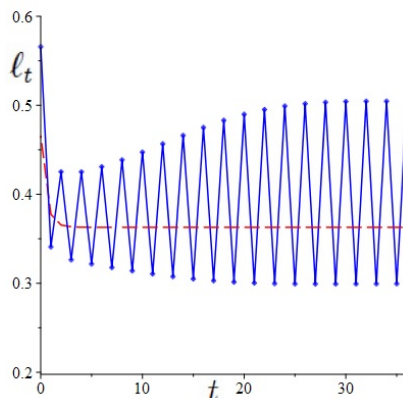


Figure 4. Parameter set: $A = 10.6$, $\alpha = 0.3$, $\beta = .89$, $\gamma = 0.64$, $\delta = 0.14$ and $\theta = 0.2$.

Time series of two distinct trajectories of ℓ_t : one approaches the stationary state (red-dashed),

which is saddle-point stable; the other approaches an attractive two-period cycle (blue-solid).

Another scenario of global indeterminacy is illustrated in the bifurcation diagram depicted in Figure 5 (Panel a), showing the possible ω -limit sets for $\beta \in (0.25, 0.45)$. The blue-dashed line represents the stationary state, when it is saddle-point stable (local determinacy). The stationary state becomes attractive (local indeterminacy) for values of β approximately higher than 0.40 (the curve drawn in black). Starting from $\beta = 0.25$, the (locally determinate) stationary state is the unique existing ω -limit set. In this context, there is no global indeterminacy. For higher values of β (approximately $\beta > 0.28$) we can observe the rise of a chaotic attractor (the points in black), which coexists with the locally determinate stationary state. When β further increases, the chaotic attractor exhibits a sequence of reversed flip-bifurcations (period halving) leading to the scenario in which the (locally determinate) stationary state coexists with an attractive two-period cycle and eventually to the existence of a unique attractive stationary state (local indeterminacy). In addition, for β ranging approximately in the interval $(0.302, 0.306)$ there exists another chaotic attractor (depicted in red). Therefore, for $\beta \in (0.302, 0.306)$ we observe the coexistence amongst the locally determinate stationary state (blue-dashed), an attractive two-period cycle (black) and the chaotic attractor (red). In this context of global indeterminacy, we have that starting from the same initial conditions of the state variables, three different long-term outcomes can be achieved depending on the initial choice of the control variable (ℓ).

Figure 6 shows the time series of K , ℓ and D exhibiting the erratic behaviour of a trajectory approaching the chaotic attractor illustrated in the bifurcation diagram of Figure 5 (Panel a) for $\beta = 0.281310$. Interestingly, the erratic trajectories in Figure 6 are related to a lower average utility and a higher average labour supply than the corresponding stationary-state values. In

other words, a strong effort for adaptation strategies can be detrimental for the environment thereby inducing further adaptation and environmental degradation and then utility losses. The same results can be obtained if, *ceteris paribus*, the parameter δ changes (Figure 5, Panel b). For values of δ smaller than (around) 0.4 the long-term equilibrium is unique and determinate. This suggests that high values of δ not only produce a direct environmental damage but can also jeopardise agents' coordination leading to global indeterminacy. Therefore, policy makers should encourage the use of clean technologies.

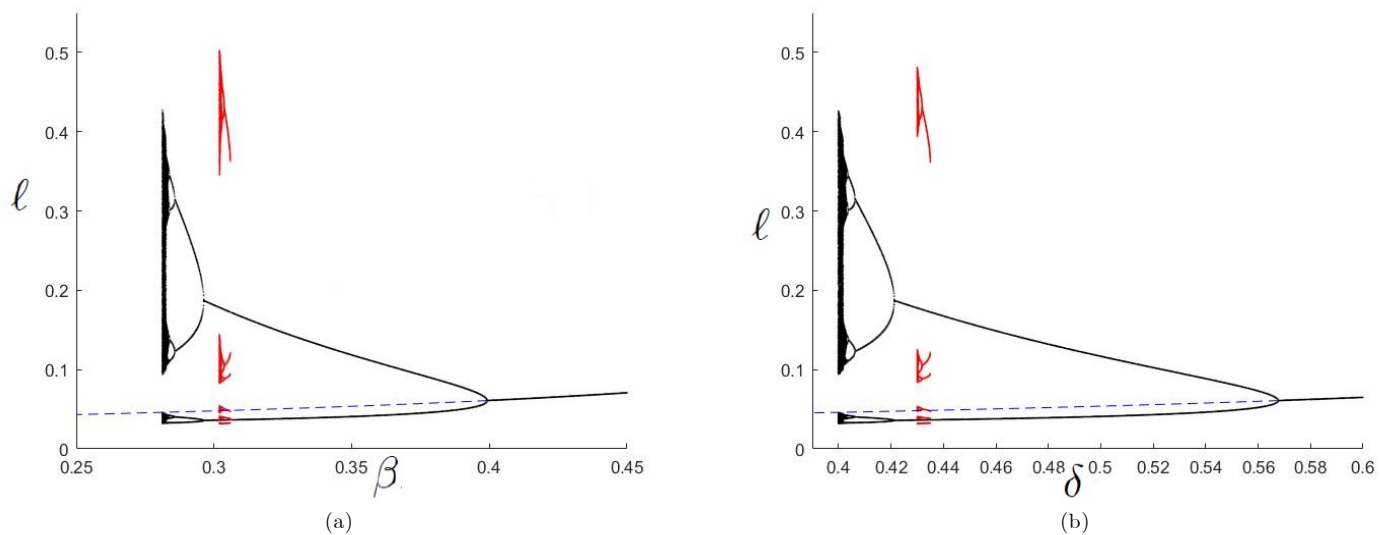


Figure 5. (a) Bifurcation diagram for β . Parameter set: $A = 0.3$, $\alpha = 0.33$, $\gamma = 0.9$, $\theta = 0.03$ and $\delta = 0.4$. (b) Bifurcation diagram for δ . Parameter set: $A = 0.3$, $\alpha = 0.33$, $\gamma = 0.9$, $\theta = 0.03$ and $\beta = 0.28131$. Multiple coexisting ω -limit sets.

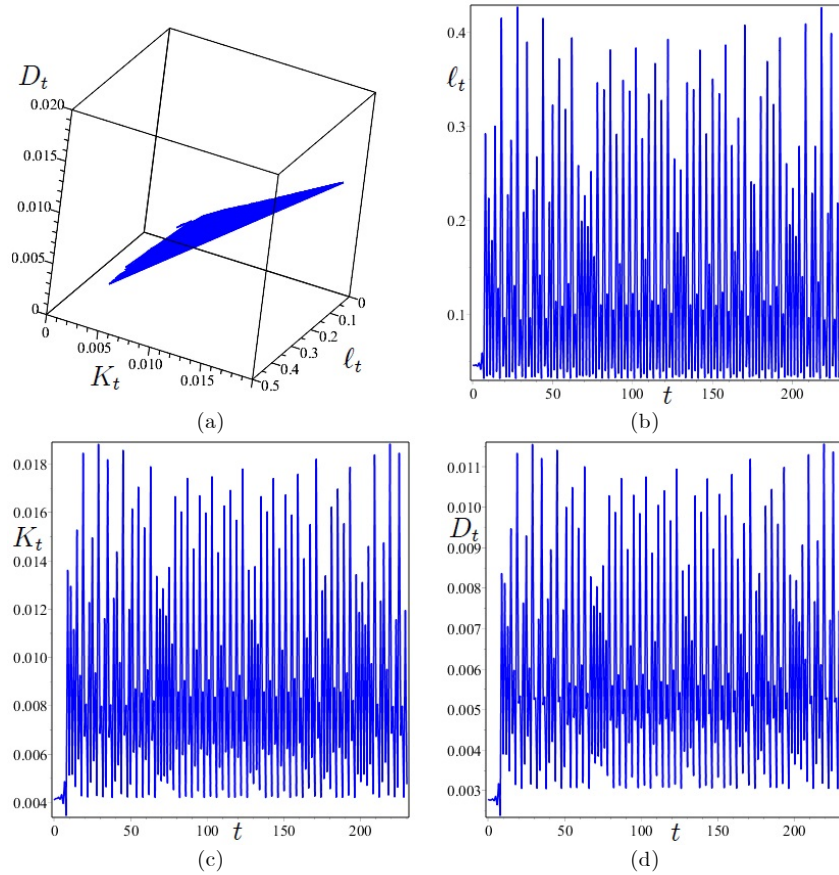


Figure 6. Parameter set: $A = 0.3$, $\alpha = 0.33$, $\gamma = 0.9$, $\theta = 0.03$ and $\delta = 0.4$. Time series of the variables K , l and D showing the erratic behaviour of a trajectory approaching the chaotic attractor, illustrated in the bifurcation diagram of Figure 5, for $\beta = 0.281310$.

5 Conclusions

We conclude coming back to our initial questions. Can individual behaviour change tackle environmental threats? Can adaptation always give a positive contribution to protect human well-being against environmental damages? Let us take the example of climate change. Several governments are not on track towards meeting their Paris Agreement commitments,⁹ but all

⁹The map on the home page of the Climate Action Tracker (CAT) provides a very telling illustration of this phenomenon (see <https://climateactiontracker.org/> accessed in June 2019).

around the world there is a certain emphasis on the role of citizens' climate awareness and lifestyle change for decarbonisation. A large share of global emissions comes from direct and indirect forms of human consumption. Consequently, the call for an urgent and massive action is often translated in checklist of things we can do to make a difference – as individuals.

At the same time, adaptation is gaining increasing momentum both at government and individual levels. Recent empirical research has found, especially in high income countries, that implementation of concrete adaptation initiatives is growing (Lesnikowski *et al.* 2016, Berrang-Ford *et al.* 2019), while citizens and firms are increasingly investing in defensive strategies (Surminski, 2013; Korhonen *et al.* 2019).

How much risky and dangerous is this trend of weak policy commitment for climate mitigation compared to adaptation and of reliance on individual behaviour for both mitigation and adaptation? Are changes in individual consumption lifestyle the primary means of “making a difference”? In this work, we aim at answering these questions from a pure theoretical perspective. We acknowledge that empirical research is essential to track and forecast GHGs emissions along with their impact and to monitor climate policies. At the same time, we believe that the theoretical analysis, by combining sensible assumptions with the consistency and robustness of mathematical tools, can play a complementary and essential role especially in the case of climate change, which requires transitions with no historical precedent.

More precisely, we address this question by modelling agents' consumption and production choices, which can result in either mitigation or maladaptation. We believe that it is a worthwhile exercise in the light of possible unintended and perverse effects of adapting efforts which are deemed to increase with rising temperatures (see UNEP, 2019, for a recent discussion about maladaptation to climate change).

Our model suggests that individual adaptation is dangerous as it may end up in exacerbating climate change and reducing individual well-being. At the same time, the paths generated by individual adaptation are extremely hard to be analysed and predicted as they can be erratic and even chaotic.

The analysis shows that environmental degradation and agents' expectations about its future evolution can affect the paths of economic development in both the short and long term. The interaction between environmental degradation and agents' decisions may cause coordination failures and endogenous fluctuations in both economic and environmental variables. This last phenomenon has relevant policy consequences as phases where environmental degradation is small are followed by phases where environmental degradation is large. In addition, the likelihood of coordination failures becomes larger as the vulnerability to environmental changes or the degree of pollution intensity increases. To the extent that policy makers can affect pollution intensity, the policy implications of this result are clear. Weak environmental regulation not only reduces individual lifetime utility at the stationary states but may also cause local or global indeterminacy. In the case of global indeterminacy, agents may be not able to coordinate towards the growth paths with better long-term well-being outcomes. This is because there exists a multiplicity of feasible trajectories that the economy may follow starting from different initial values of the control variable. Consequently, there is not only one rational and admissible expectation shared by all agents. Decentralised decisions to fix and face environmental degradation may therefore end up in coordination failures and unpredictable outcomes.

Acknowledgements The authors gratefully acknowledge conference participants at the 2018 International Workshop on “The Economics of Climate Change and Sustainability” held at Bertinoro (University of Bologna), Italy, for valuable comments on an earlier draft. The

authors are also indebted to two anonymous reviewers for comments and suggestions allowing an improvement in the quality of the work. Mauro Sodini also acknowledges financial support by the research project PRA 2017-2018 (University of Pisa) entitled “Globalization, population and sustainability”. The usual disclaimer applies.

Conflict of Interest The authors declare that they have no conflict of interest.

References

- [1] **Abegg, B, Agrawala S, Crick F and Montfalcon A** (2007) Climate change impacts and adaptation in winter tourism. In: *Climate Change in the European Alps: Adapting Winter Tourism and Natural Hazards Management* [Shardul A (eds)]. OECD, 27–60.
- [2] **Antoci A, Galeotti M and Russu P** (2011) Poverty trap and global indeterminacy in a growth model with open-access natural resources. *Journal of Economic Theory* **146**(2), 569–591.
- [3] **Antoci A, Gori L and Sodini M** (2016) Nonlinear dynamics and global indeterminacy in an overlapping generations model with environmental resources. *Communications in Nonlinear Science and Numerical Simulations* **38**, 59–71.
- [4] **Auffhammer M and Aroonruengsawat A** (2011) Simulating the impacts of climate change, prices and population on California’s residential electricity consumption. *Climatic Change* **109**(1), 191–210.
- [5] **Barnett J and O’Neill S** (2010) Maladaptation. *Global environmental change* **2**(20), 211–213.

- [6] **Beilin R, Sysak T and Hill S** (2012) Farmers and perverse outcomes: the quest for food and energy security, emissions reduction and climate adaptation. *Global Environmental Change* **22**(2), 463–471.
- [7] **Bella G, Mattana P and Venturi B** (2017) Shilnikov chaos in the Lucas model of endogenous growth. *Journal of Economic Theory* **172**, 451–477.
- [8] **Benhabib J and Eusepi S** (2005) The design of monetary and fiscal policy: a global perspective. *Journal of Economic Theory* **123**(1), 40–73.
- [9] **Benhabib J, Nishimura K and Shigoka T** (2008) Bifurcation and sunspots in the continuous time equilibrium model with capacity utilization. *International Journal of Economic Theory* **4**(2), 337–355.
- [10] **Berrang-Ford L, Biesbroek R, Ford JD, Lesnikowski A, Tanabe A, Wang FM, Chen C, Hsu A, Hellmann JJ, Pringle P, Grecequet M, Amado J-C, Huq S, Lwasa S and Heymann SJ** (2019) Tracking global climate change adaptation among governments. *Nature Climate Change* **9**, 440–449.
- [11] **Brito P and Venditti A** (2010) Local and global indeterminacy in two-sector models of endogenous growth. *Journal of Mathematical Economics* **46**(5), 893–911.
- [12] **Caravaggio A and Sodini M** (2018) Nonlinear dynamics in coevolution of economic and environmental systems. *Frontiers in Applied Mathematics and Statistics* **4**(26), 1–17.
- [13] **Christiano L and Harrison S** (1999) Chaos, sunspots and automatic stabilizers. *Journal of Monetary Economics* **44**(1), 3–31.

- [14] **Coury T and Wen Y** (2009) Global indeterminacy in locally determinate real business cycle models. *International Journal of Economic Theory* **5**(1), 49–60.
- [15] **Davis LW and Gertler PJ** (2015) Contribution of air conditioning adoption to future energy use under global warming. *Proceedings of the National Academy of Sciences* **112**(19) 5962–5967.
- [16] **Deschênes O and Greenstone M** (2011) Climate change, mortality, and adaptation: evidence from annual fluctuations in weather in the US. *American Economic Journal: Applied Economics* **3**(4), 152–185.
- [17] **Galor O and Weil DN** (1996) The gender gap, fertility, and growth. *American Economic Review* **86**(3), 374–387.
- [18] **Grandmont JM, Pintus PA and de Vilder R** (1998) Capital-labor substitution and competitive nonlinear endogenous business cycles. *Journal of Economic Theory* **80**(1), 14–59.
- [19] **Hirsch F** (1976) *Social Limits to Growth*. Harvard University Press, Cambridge.
- [20] **IPCC** (2001) *Climate change 2001: impacts, adaptation and vulnerability*. Contribution of Working Group II to the Third Assessment Report of the Intergovernmental Panel on Climate Change [McCarthy JJ, Canziani OF, Leary NA, Dokken DJ and White KS (eds)]. Cambridge University Press, Cambridge, UK, and New York, USA, 2001.
- [21] **Karp L and Paul T** (2007) Indeterminacy with environmental and labor dynamics. *Structural Change and Economic Dynamics* **18**(1), 100–119.

- [22] **Korhonen M, Kangasraasio S and Svento R** (2019) Do people adapt to climate change? Evidence from the industrialized countries. *International Journal of Climate Change Strategies and Management* **11**(1), 54–71.
- [23] **Krugman P** (1991) History versus expectations. *Quarterly Journal of Economics* **106**(2), 651–667.
- [24] **Lesnikowski A, Ford JD, Biesbroek GR, Berrang-Ford L and Heymann J** (2016) National-level progress on adaptation. *Nature Climate Change* **6**, 261–264.
- [25] **Mattana P, Nishimura K and Shigoka T** (2009) Homoclinic bifurcation and global indeterminacy of equilibrium in a two-sector endogenous growth model. *International Journal of Economic Theory* **5**(1), 25–47.
- [26] **Pérez R and Ruiz J** (2007) Global and local indeterminacy and optimal environmental public policies in an economy with public abatement activities. *Economic Modelling* **24**(3), 431–452.
- [27] **Pintus P, Sands D and de Vilder R** (2000) On the transition from local regular to global irregular fluctuations. *Journal of Economic Dynamics and Control* **24**(2), 247–272.
- [28] **Pouliotte J, Smit B and Westerhoff L** (2009) Adaptation and development: livelihoods and climate change in Subarnabad, Bangladesh. *Climate and Development* **1**(1), 31–46.
- [29] **Raurich-Puigdevall X** (2000) Global indeterminacy in an endogenous-growth model with public capital. *Journal of Economics* **71**(3), 255–280.

- [30] **Reichlin P** (1986) Equilibrium cycles in an overlapping generations economy with production. *Journal of Economic Theory* **40**(1), 89–102.
- [31] **Shogren JF and Crocker TD** (1991) Cooperative and noncooperative protection against transferable and filterable externalities. *Environmental and Resource Economics* **1**(2), 195–214.
- [32] **Sun C, Kahn ME, Zheng S** (2017) Self-protection investment exacerbates air pollution exposure inequality in urban China. *Ecological Economics* **131**, 468–474.
- [33] **Surminski S** (2013) Private-sector adaptation to climate risk. *Nature Climate Change* **3**, 943–945.
- [34] **UNEP** (2019) Frontiers 2018/2019: Emerging Issues of Environmental Concern.
- [35] **Weitzman ML** (2010) What is the “damages function” for global warming – and what difference might it make? *Climate Change Economics* **1**(1), 57–69.
- [36] **Williamson K, Satre-Meloy A, Velasco K and Green K** (2018) Climate Change Needs Behavior Change: Making the Case For Behavioral Solutions to Reduce Global Warming. Arlington, VA: Rare.